


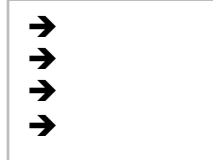




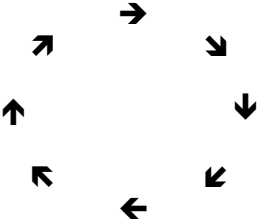
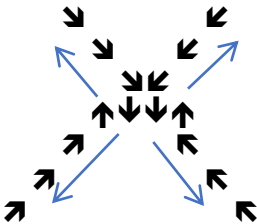
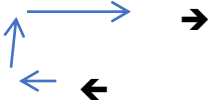
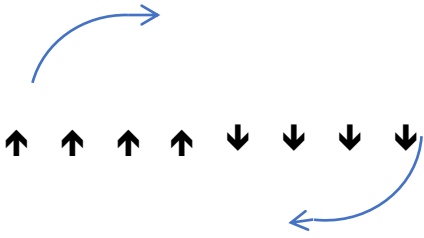
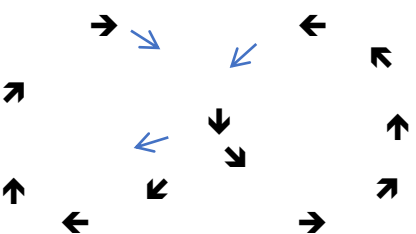
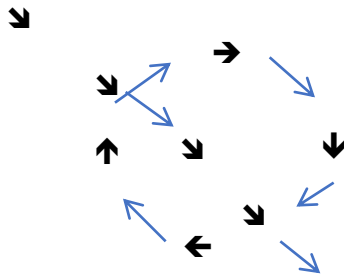



### MANEUVERS REQUIRED IN SHORT PROGRAM

<p><b>REQUIRED AND ADDITIONAL MANEUVERS:</b> Six maneuvers are REQUIRED every year, as listed below. Six ADDITIONAL maneuvers are DRAWN every year.</p>	
	<p><b>CHANGE OF PACE</b> - A definite change of pace from a lope to a jog or walk and return to the original gait. Teams may "stop"; however, this is NOT considered a change of pace.</p>
<p>TWO Abreast - </p> <p>TWO Tandem - </p> <p>TWO Oblique - </p>	<p><b>MANEUVER BY TWOS</b> - Any maneuver where the two riders are aligned either horizontally, vertically, or in an oblique.</p>
<p>FOUR Abreast - </p> <p>FOUR Tandem - </p> <p>FOUR Oblique - </p>	<p><b>MANEUVER BY FOURS</b> - Any maneuver where the four riders are aligned either horizontally, vertically, or in an oblique.</p>
	<p><b>SINGLE FILE CROSS</b> - Two single file lines, crossing ahead of or behind each oncoming rider. Riders may approach from the same end or opposite ends of the arena. Variations including leaving the long sides or short ends of the arena. Spacing may vary</p>

	<p><b>SINGLE LINE ABREAST/COMPANY FRONT</b> - A single line abreast MOVES, whether it be forward or (as a line) in a circular motion. May include, but not limited to one (1) of the following: Moving Single Line Abreast or Circular Crack the Whip.</p>
	<p><b>CIRCLE</b> - Riders in a closed plane curve, everywhere equidistant from a fixed center point.</p>
	<p><b>SHOOT-THE-MOON/BUTTERFLY/GRAND "X"</b> - Four single file lines approaching center from each corner of the arena, passing by then going to the other corner on the same side.</p>
	<p><b>180 DEGREE TURN</b> - A complete reverse of direction, turning either right or left and continuing in the opposite direction from riders beginning point. May be considered a "Roll Back."</p>

	<p><b>PINWHEEL/SINGLE SPOKE:</b> Riders in two lines abreast, facing in opposite directions, move in a circular movement, with inside riders as pivots, with the outside riders moving the line. Lines <b>MUST</b> stay straight from the pivot to the outside rider. Line should be straight from outside rider to outside rider of each line.</p>
	<p><b>FIGURE EIGHT:</b> Riders in two independent circles on a closed plan curve everywhere equidistant from a fixed point. Riders change circles by riding one circle, then the other. Circles intersect, but do not overlap.</p>
	<p><b>NULL 'N VOID:</b> One independent circle on a closed plane curve everywhere equidistant from a fixed point. A single file line enters the circle. Riders enter in behind, and exit out in front of the same rider on the opposite side of the circle. Spacing in the circle and the line should be equal.</p>
	<p><b>ARROW:</b> Riders form two Oblique lines forming a wedge, with 3 or 4 riders in a single file line behind the center riders forming the "shaft" of the arrow.</p>