

Suddenly stone is within reach™

Boral ProStone®

Western Collection





Suddenly stone
is within reach.

New For 2017



Antique Oak
Ledgestone



Sierra Vista
Ledgestone



Hidden Lake
Easy Fit Savannah Ledge



Ridgeline
Easy Fit Savannah Ledge



Vintage Wine Fieldstone

There's no place like home.

Boral ProStone® veneer is a manufactured stone veneer that gives you the durable beauty and authentic look of natural stone at affordable prices. ProStone® veneer's natural textures and colors enhance any building inside and out. And the appeal of ProStone® veneer comes without compromise: it meets the most stringent code requirements and is backed by a 50-year limited warranty.

ProStone® veneer is molded from real stone so the texture is detailed, varied and remarkably lifelike. From rugged Fieldstone to sleek Easy Fit Savannah Ledge, ProStone® veneer offers a sophisticated look you can feel good about from every angle.

“With ProStone® veneer's natural textures and variety of colors it was an obvious choice for us. The quality and aesthetic appearance was outstanding. As a matter of fact, it was so successful our client asked us to specify ProStone® on additional projects.”

Anthony E. Young
Principal, Indigo Architecture, Inc.



Mountain Majesty Aged Ledgestone



Vintage Wine Tuscan Cobble



Charcoal Mist Ledgestone



Vintage Wine Easy Fit Savannah Ledge

Ledgestone


HEIGHT	LENGTH	CORNER RETURNS
1 1/2" - 4"	6" - 20"	4" - 12"

Our most popular style. The extensive palette of rich texture and subtle variations of color provide a look that makes a bold statement.

Easy Fit Savannah Ledge

HEIGHT	LENGTH	CORNER RETURNS
6"	9" - 12"	3" - 12"

Tightly fitted to form a precise yet rugged texture, Easy Fit Savannah Ledge provides color and shadow for a variety of designs. It comes grouped in modular components of equal height to make installation quick and easy.



Antique Oak Ledgestone
1/2" mortar joints



Charcoal Mist Ledgestone
1/2" mortar joints




Glacier Valley Ledgestone
1/2" mortar joints



Glacier Valley Easy Fit Savannah Ledge
tight-fitted mortar joints



Ridgeline Easy Fit Savannah Ledge
tight-fitted mortar joints




Sierra Vista Ledgestone
1/2" mortar joints



Stone Red Ledgestone
1/2" mortar joints



Vintage Wine Ledgestone
1/2" mortar joints



Hidden Lake Easy Fit Savannah Ledge
tight-fitted mortar joints



Vintage Wine Easy Fit Savannah Ledge
tight-fitted mortar joints

Fieldstone

DIAMETER
2 1/2" - 18"
CORNER
RETURNS
4" - 12"

Irregular shapes and a range of color provide a natural appeal to enhance any project.



Aged LedgeStone

HEIGHT
2" - 5 1/2"
LENGTH
4" - 20"
CORNER
RETURNS
4" - 12"

A fully exposed, well-worn look. It offers the eroded texture of years past and a variety of colors typically found in weathered outcroppings.



Tuscan Cobble

HEIGHT
4" - 8"
LENGTH
5" - 12"
CORNER
RETURNS
5" - 8"


The stone's simple cuts invite an appealing look, making it equally at home, in residential or commercial settings.



River Rock

DIAMETER
3" - 10"
CORNER
RETURNS
3" - 10"

The randomly shaped River Rock has the inviting look of stones smoothed by years in a northern forest riverbed. Comfortable and timeless, River Rock can be used to accentuate a variety of interior and exterior designs.



Accessories

Architectural Stone Trim, Capstones & Hearthstones

Whether you're finishing a fireplace or adding a neat border to a foundation or doorway, our Cultured Stone® accessory collection are designed to match all of our ProStone® veneer product families. Made from the same durable materials, these architectural details come in coordinating colors and are easy to install.



Electrical Box* Stone Veneer:
Single Receptacle
Gray, Mocha (shown),
Taupe
6" x 8" x 1 3/4"



Electrical Box* Stone Veneer:
Standard Light Fixture
Gray (shown),
Mocha, Taupe
8" x 10" x 1 3/4"



Electrical Box* Stone Veneer:
Large Light Fixture
Gray (shown),
Mocha, Taupe
9 1/2" x 15" x 1 3/4"



Keystone
Champagne, Gray,
Mocha, Taupe (shown)
5 1/2" x 8" x 10" x 1 7/8"



Trim Stone
Champagne,
Gray (shown),
Mocha, Taupe
6" x 8" x 1 7/8"



Tuscan Lintel
Champagne, Gray,
Mocha (shown), Taupe
6" x 22" x 2 5/8"



Watertable/Sill
Champagne, Gray, Mocha,
Nightfall™, Taupe (shown)
2 1/2" x 18" x 3"




Cast-Fit® Watertable/Sill
French Gray™ (shown),
Parchment™
2 1/2" x 18" x 3"



24" x 24" Flagstone Pier Cap
Champagne (shown), Gray,
Mocha, Taupe
Also available in 32" x 32"
2 1/2" - 4 1/2" thickness at peak



10" x 20" Flat Textured Capstone
Champagne (shown), Gray,
Mocha, Taupe
Also available in 12" x 20" x 2"




12" x 20" Flagstone Sloped Wall Cap
Champagne, Gray (shown),
Mocha, Taupe
Also available in 16" x 20"
2" - 2 3/4" thickness at peak



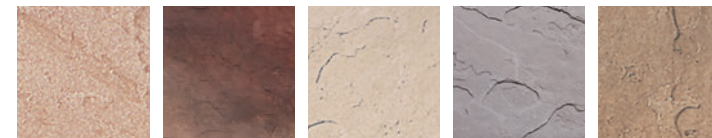
Hearthstone
Blond, Chardonnay,
Cream, Gray, Marsh
(shown), Nightfall™
19" x 20" x 1 3/4"
Note: Hearthstones not suitable
for foot traffic.

Trim and Capstone colors



Champagne Gray Mocha Taupe

Hearthstone colors



Blond Chardonnay Cream Gray Marsh

Dimensions listed are nominal. Please check the actual product size to ensure the right fit for your application.

Note: Flat Textured Capstones can be used for fireplace hearths. Hearths not suitable for foot traffic.

Coordinating Color Guide

We've designed our architectural accents to complement our textures and colors beautifully. Use the chart below as a guide to selecting the architectural accents that best harmonize with the Boral ProStone® products you have chosen.

	TRIM & CAPSTONE COLOR	HEARTHSTONE COLOR
LEDGESTONE		
ANTIQUE OAK	TAUPE, NIGHTFALL™	MARSH, NIGHTFALL™
GLACIER VALLEY	TAUPE	GRAY, MARSH
CHARCOAL MIST	GRAY	GRAY, MARSH
SIERRA VISTA	TAUPE, FRENCH GRAY™	MARSH,
STONE RED	TAUPE	CHARDONNAY, MARSH
VINTAGE WINE	TAUPE	CHARDONNAY, MARSH
EASY FIT SAVANNAH LEDGE		
GLACIER VALLEY	TAUPE	GRAY, MARSH
HIDDEN LAKE	NIGHTFALL™	NIGHTFALL™
RIDGELINE	NIGHTFALL™	NIGHTFALL™
VINTAGE WINE	TAUPE	CHARDONNAY, MARSH
FIELDSTONE		
GLACIER VALLEY	TAUPE	GRAY, MARSH
DESERT SHADOWS	GRAY	GRAY, MARSH
VINTAGE WINE	TAUPE	CHARDONNAY, MARSH
AGED LEDGESTONE		
AUTUMN SUNSET	TAUPE	MARSH
GLACIER VALLEY	TAUPE	GRAY, MARSH
MOUNTAIN MAJESTY	GRAY, TAUPE	MARSH
TUSCAN COBBLE		
SMOKED OYSTER	TAUPE	GRAY, MARSH
VINTAGE WINE	TAUPE	CHARDONNAY, MARSH
CAPPUCCINO CREAM	TAUPE	CREAM, BLOND
RIVER ROCK		
SAND BAR	TAUPE	MARSH, BLOND
ARCTIC WATERS	CHAMPAGNE, GRAY	CREAM, BLOND
COPPER FALLS	TAUPE	CREAM

Build something great™

1.800.255.1727 | www.boralprostone.com

STONE
SIDING
TRIM
ROOFING



ICC-Evaluation
Service ES ESR-1364



Underwriters
Laboratories

The product colors you see are as accurate as current photography and printing techniques allow. We suggest you look at product samples before you select colors.