

PRODUCT CATALOG

WetEdge[®]
TECHNOLOGIES



OUR STORY	3
FACILITIES	4
PRODUCT LINE	
PRIMERA STONE	8
SERENITY STONE	12
PRISM MATRIX	14
SIGNATURE MATRIX	17
LUNA QUARTZ	21
ALTIMA	25
WATER COLOR HUE GUIDE	26
THANK YOU	30



HOW DID WE GET HERE?

Years ago our founder, Laurence Turley, started his career in the mining industry. His worldwide experience in mining led him to source exclusive materials from remote regions of the globe. In the early 80's he focused his energy on the pool industry and later formed Wet Edge Technologies.

Wet Edge Technologies has grown into an industry leader through constant innovation in manufacturing, sourcing and application of our products. We have introduced many new concepts and materials into the pool industry. These new additions enhance both the beauty and durability of our pool finishes.

THE WET EDGE DIFFERENCE

The stones used in our products have been shaped by water over millennia. Their roundness comes from the rushing water of rivers, the ebb and flow of tides, the endless motion of ocean waves, the slow march of glacial movement and countless cycles of ice melting. We go to great lengths and expense to discover, recover and import these exotic stones from all over the globe.

The roundness of our stones give you the smoothest pool finishes possible. Additionally, we control all aspects of sourcing, sizing and bagging our pebbles to ensure consistency and quality. Our proprietary admixtures used in all Wet Edge products fortify strength and bonding quality of each pool finish, giving you the longest lasting pool finish available.

All Wet Edge installers are selected for their expertise and commitment to Wet Edge quality standards. They are a key element to the beauty of your pool finish. Each installer undergoes an extensive certification and education program to become adept in the proper application of your pool finish.



wetedgetechnologies.com



WESTERN PRODUCTION
ARIZONA



DRYING & SCREENING PLANT
MISSISSIPPI



BLACK PEBBLE BEACH
CHILE



DREDGE WASH PLANT
MISSISSIPPI



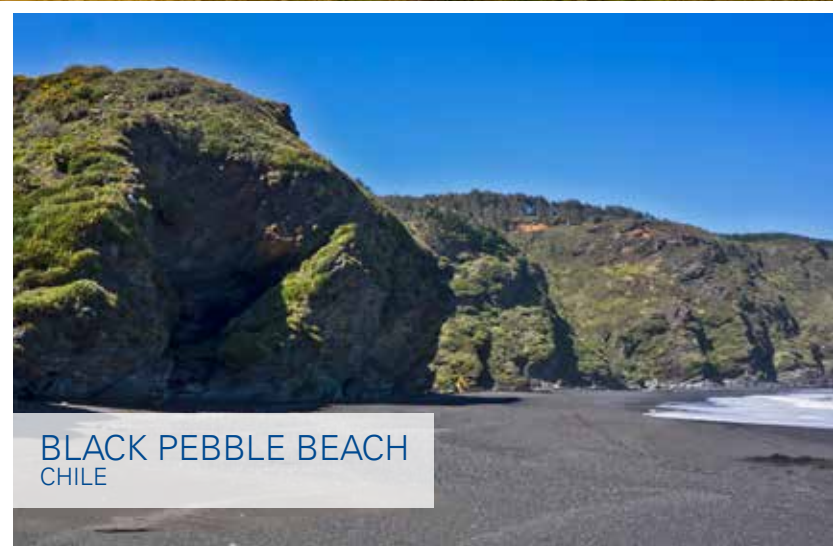
WASH PLANT
MISSISSIPPI



WASH PLANT
NEW ZEALAND



EASTERN PRODUCTION
MISSISSIPPI



BLACK PEBBLE BEACH
CHILE



ALTIMA PACIFIC

“WE LOVE IT AND KNOW WE MADE THE RIGHT CHOICE.”

Wet Edge Technologies was instrumental in our education and decision of which interior finish to go with in our pool. We watched every video available and spent countless hours looking through the pictures multiple times. My wife and I would joke with each other and say “Hi, this is Scott from WetEdge Technologies...” We were so excited to finally see our Prism Matrix Blue Lagoon once installed. We love it and know we made the right choice.

JAMIE B.
HOMEOWNER




PRIMERA STONE AZURE TREASURE

Primera Stone


Primera Stone is the most luxurious and smooth pool finish. This is due to the hand polishing of the entire surface with diamond grit polishing pads. The smooth surface enhances the natural color of the stones and glass accents incorporated in the product. If you prefer the smoothest finish possible, then this is your choice.




PRIMERA STONE TAHOE COAST




Tourmaline



Basalt




Lazurite



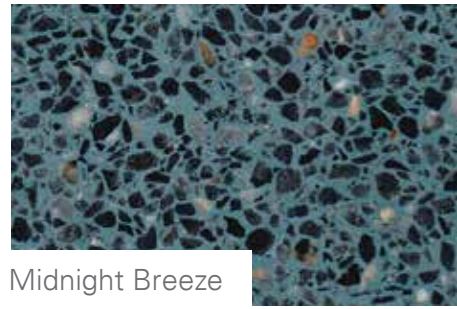
Hematite




Ivory Mist



Evergreen



Midnight Breeze



Blue Pacific



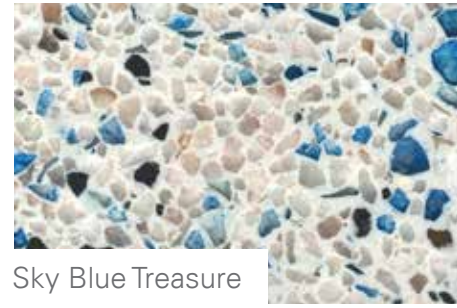
Riviera Coast



Tahoe Coast




Nightfall




Sky Blue Treasure



Grigio Treasure



Azure Treasure



Sapphire Treasure



Diamond Head Treasure

Primera Stone

wetedge technologies.com




PRIMERA STONE DIAMOND HEAD TREASURE



SERENITY STONE SERENE MIST

Serenity Stone®

A bold new innovation, Serenity Stone is a larger stone pebble than any other finish on the market. This gives you a uniquely beautiful look and ultra-smooth feel unlike any other. We use glass beads to give an extra special look and radiant sparkle to this finish. If you want the most unique pebble finish available, choose Serenity Stone.



SERENITY STONE MYSTICAL BREEZE



Midnight Meditation




Serene Mist



Tranquil Sea



Radiant Sky



Mystical Breeze



Blue Zen



PRISM MATRIX BLUE LAGOON

Prism Matrix®


Prism Matrix is a blend of our small and medium pebbles with glass beads. The round stones and glass beads provide a very smooth and durable surface. The glass beads add sparkle and unique color combinations not available with natural stone only. Prism Matrix is the perfect finish for a smooth pebble feel with the brilliant look of glass.




Cerulean Blue



Lapis Blue




Southern Lights



Constellation




Moonlight




Twilight



Blue Lagoon




Morning Light



Eclipse




Indigo Blue



Kaleidoscope



Deep Sea Blue



Glossy Black



SIGNATURE MATRIX SAGE

wetedge technologies.com

Signature **Matrix**

Signature Matrix uses the same small and medium pebble size blend as Prism Matrix without the glass beads. A variety of stone combinations allow wide variety of color choices. The combination of smaller and larger pebble allow for tighter compaction, showing less cement and more pebble at the surface. This finish is very smooth with an excellent feel due to the roundness of the stone and tight compaction.




SIGNATURE MATRIX BLUE




Gulf White




Gold



Coastal Blue




Caribbean




Blue




Picasso Blue



Tahoe




Plum



Aqua



Cadet Blue



Tropical




Midnight




Summer Sky



Brilliant Blue



Crystal Blue



Black




Laguna Blue




Black Magic




Grey



Sage



Bali Blue



SIGNATURE MATRIX CARIBBEAN

Signature Matrix

wetedge technologies.com

LUNA QUARTZ MONTEGO



Luna Quartz


Even as an entry-level pool finish, Luna Quartz has the same admixtures as all Wet Edge pool finishes. The quartz sand has been selected for its natural, round qualities. These factors provide higher strength, more consistency, and smoother troweling material than any other quartz finish. It is important to note this type of finish may show trowel marks and color shading.

LUNA QUARTZ PACIFIC







Polar White



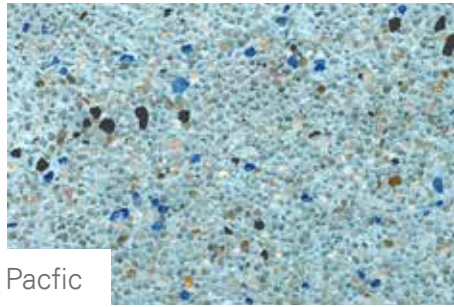
Martinique




Key West



Bermuda




Pacific




Aruba



Madagascar



Montego



St. Maarten



LUNA QUARTZ KEY WEST



ALTIMA BLUE

Altima®


Altima is a fortified blend of marble and quartz that provides a durable plaster finish. It is preferred over traditional plaster for its longevity and strength.



White



French Grey



Blue



Pacific

SIGNATURE MATRIX TAHOE



"...DURABLE AND BEAUTIFUL AT THE SAME TIME."

Wet Edge Technologies has created the most innovative swimming pool finishes in the industry. These cutting-edge aggregate finishes are durable and beautiful at the same time.

UNIQUE LANDSCAPES AND CUSTOM POOLS - BUILDER

WATER COLOR HUE GUIDE

The pool finishes on this page are arranged from lightest to darkest to give an indication of the appearance of your pool's water color. The hue illustrations to the right show a possible range of hues and intensity levels that the pool finish will cast. To learn more about what influences water color please download our free water color guide at at: www.wetedgetechnologies.com/watercolor.

A WORD ON WATER COLOR

Due to lighting conditions your pool's water color will change with the seasons and the hour of the day. It is a constantly changing art form, meant to be enjoyed for its own uniqueness.

The following variables will affect your pool's appearance. Keep these variables in mind when considering the color in your own pool:

SUNLIGHT: Sunlight affects color throughout the day. Factors such as position, cloud cover, direct sunlight or reflected sunlight will change the color of your pool.

SURROUNDINGS: Any surface around a pool, such as foliage, pool tile, water features or structures can affect the pool's color.

SIZE & DEPTH: If your pool is shallow, colors may appear lighter than if your pool is deep. A diving pool will be more intense in color than a play pool. The shallow end may be lighter than the deep end in the same pool.

BLACK BOTTOM HUES: Due to the color intensity, black bottom finishes are greatly impacted by the variables that influence hues. The water color cast can be either blue or teal.

HOW DO YOU CHOOSE?

Consult with your builder to determine which factors present in your yard will affect your pool color. Please also visit our website for additional resources.


Primera Stone



Ivory Mist Sky Blue Treasure Tourmaline Azure Treasure




Basalt Blue Pacific Grigio Treasure Riviera Coast



Tahoe Coast Lazurite Sapphire Treasure



Hematite Evergreen Midnight Breeze Diamond Head




Nightfall



PRO TIP

Pool water chemistry and cleanliness may affect the color of your pool. Pool water that's normally blue could appear green. Well water with a high content of metals can cast a green hue. Organic material such as leaves and pine needles in the pool will change the water hue as well.

Serenity Stone



Radiant Sky Tranquil Sea Blue Zen



Mystical Breeze Serene Mist




Midnight Meditation



Prism Matrix




Southern Lights Lapis Blue Morning Light Moonlight



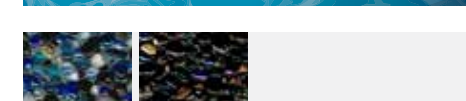
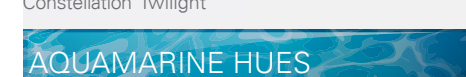
Eclipse Indigo Blue



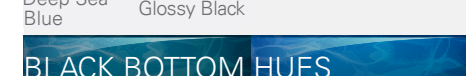
Blue Lagoon Kaleidoscope Cerulean Blue



Constellation Twilight



Deep Sea Blue Glossy Black




PRO TIP

Red, gold, green and brown hardscape surrounding your pool could make the water color appear more teal or green. A large amount of green foliage close to your pool can also cause a pool finish to appear more teal.

Luna Quartz



Martinique Polar White Bermuda Key West



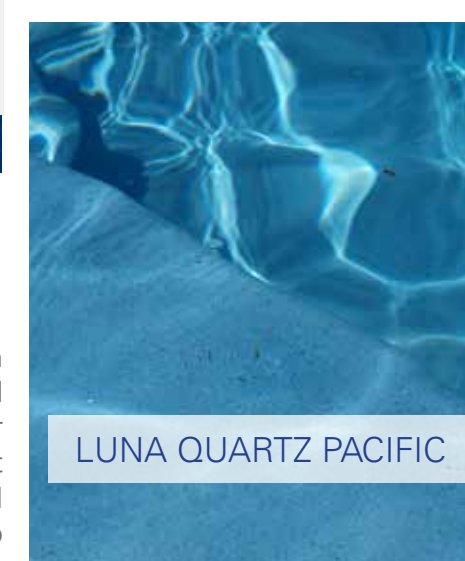
Pacific Aruba



Montego




St. Maarten Madagascar



Signature Matrix




Coastal Blue Crystal Blue Gulf White Aqua



Bali Blue Blue Brilliant Blue Grey



Summer Sky Laguna Blue



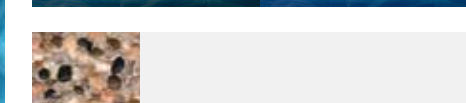
Caribbean Sage Tropical Cadet Blue



Picasso Blue Plum Tahoe



Midnight Black Magic Black



Gold



Altima



White Blue Pacific French Grey



PRO TIP

Since depth affects water appearance, you may want to choose a darker finish in a shallow pool to achieve a darker water color appearance. Keep in mind that it may not be possible to get a deep or dark water color in a shallow pool.



“WE FIRMLY BELIEVE THAT WET EDGE FINISHES ARE THE FINEST THE INDUSTRY HAS TO OFFER.”

ASI Pool Plastering is proud to be one of the Southeast’s leading Wet Edge applicators. The quality and beauty of the Wet Edge finishes, combined with their durability, innovation and ease of application is second to none. We firmly believe that Wet Edge finishes are the finest the industry has to offer. Our partnership with Wet Edge is a major factor in the continued growth and success of our company.

The team at Wet Edge Technologies go out of their way to assist us in helping our customers make the often difficult choice of which pool finish and color to go with.


ASI POOL PLASTERING
DEALER



LUNA QUARTZ KEY WEST



PRISM MATRIX INDIGO BLUE



PRIMERA STONE DIAMOND HEAD



SIGNATURE MATRIX CARIBBEAN



PRIMERA STONE
TAHOE COAST

THANK YOU FOR CHOOSING WET EDGE POOL FINISHES FOR YOUR PROJECT.

We believe in product education and provide you in-depth videos that discuss each of our pool finishes to help you with your final decision. We highly recommend that you visit our website for more detailed information about the products in our catalog. Please visit www.wetedgetechnologies.com or call us directly at 877.984.4687.



wetedgetechnologies.com



PRIMERA STONE EVERGREEN

MULTI MEDIA DISCLAIMER

We strive to provide the most accurate representations possible but please be aware that cameras, paper and computer monitors will all vary in color accuracy. Our website and brochure are designed as tools in realizing your ideal pool.

LEGAL DISCLAIMER

Water color will vary depending on a variety of factors. Water color is considered to be subjective and your watercolor will be unique to your pool and its surroundings. Product samples may vary from printed representations of that sample. Finish color and consistency may differ due to variations in natural materials, plastering techniques and pool water chemistry. Consult your contractor as you consider your pool finish.

© 2018 Wet Edge Technologies.

WetEdge[®]
TECHNOLOGIES

CALL TOLL FREE 877-984-4687
wetedgetechnologies.com



DECEMBER 2017