



Montevista Community Corner Newsletter June 2024



What's Up Montevista!

- Monthly Meeting Notes
- Did You Know?
- Reminders
- New News
- Help Wanted!
- Diamondbacks Highlight Montevista
- Pickleball Peeps!
- Do's and Don'ts of Snake/Scorpion Bites
- Hot Dogs Mean Hot Paws!
- Summer Fun For Everyone
- Updated Contact Information
- Recipe of the Month
- Architectural Committee Reminders

Monthly Meeting Notes

The Landscape Committee wants to remind residents not to panic! Browning of our grassy areas is due to its transition from winter rye to summer bermuda. This takes time. Lawns have been fertilized and water temporarily increased to stimulate growth of the bermuda. Our beautiful grass will be back soon...

The Communications Committee would like to encourage all residents to check out our ads that support local businesses and social events for our community. These are great vendors with more on the way. They will not continue to support us if we do not continue to support them!

Our Architectural Committee is in need of volunteers to help our many homeowners who plan to repaint. Please contact AZCMS if you can lend a helping hand.

Do not forget to submit an architectural form even if you are repainting your house what you think are the same colors. The Frazee paint used by Toll Brothers has been replaced with Sherwin-Williams, and colors are not always a perfect match. **Please see the Architectural Committee Reminders page at the end of this newsletter for additional instructions, information and forms.** Thank you!

Did You Know?

Six inches of water can knock you off your feet? Twelve inches of water can float your car! As the monsoon season on average runs from June 15th to September 30th, remember that if you encounter a flooded area, it is wise to find a way around it or wait until the water recedes. It is not worth the risk as the condition of the road underneath is an unknown. To find out where washes are running visit: <https://alert.fcd.maricopa.gov/alert/Google/v3/mobile.html> and follow the Flood Control District for more information.

Reminders

Your HOA is in need of additional volunteers for our architectural, landscape and social committees! There is only so much a small group of people can do for a community of 302 residences. Please contact AZCMS at 480-355-1190 if you are interested or have any questions. Your assistance would be greatly appreciated!

Bulk trash placement begins June 29th. Pickup is the week of July 8th.

New News

There has been talk about insurance companies no longer providing insurance to homeowners who live in zip code 85331 due to the risk of wildfires. However, this zip code encompasses City of Phoenix, Cave Creek and County Island residents. Those of us who live in Montevista receive services from the City of Phoenix, which include fire, police, paramedics, sewer, trash pick-up, water, etc. We have fire hydrants located throughout our community and our homes are easy to access. If rejected for home insurance, it could be that the insurance company did not have accurate information and further evaluation would therefore be warranted.

My Alarm Center is now Alert 360 Smart Security. Their number is 866-484-4800. One can follow their prompts for information on specific issues, or dial ext. 35131 to reach our new contact person, Stephen Griffith, who can also be reached via email at stephen.griffith@alert360.com. New yard signs will be mailed out shortly. For more information, visit their website at alert360.com.

Lone Mountain Park is still fully funded and in the process of preparing for groundbreaking, which due to delays is now slated for October. No changes have been made regarding improvements to 56th Street according to the City of Phoenix.

The City of Phoenix is changing the way it collects bulk trash starting September 30th. Residents will schedule bulk trash pickup appointments online starting August 30th. Pickup times will be available between one month and three days in advance. Bulk items can be placed on the curb no more than seven days before scheduled pickup times. Up to 10 cubic yards of trash will be allowed per collection up to four times per year with some blackout dates around holidays. General guidelines on bulk trash placement and permitted/prohibited items will remain the same.



Sponsored by:

BERKSHIRE HATHAWAY
HomeServices
Arizona Properties



First American Title™

and Montevista HOA

KONA ICE®

IS COMING!

Saturday, June 22nd | 2pm-4pm

Montevista Community Event
Community Park @ N 54th St
and E Windstone Trail



Join Us!



LUXURY
COLLECTION™

Kim Nathanson
p. 480.512.2501
e. kim.nathanson@bhhsaz.com

Holly Hoepfner
p. 480.330.6262
e.homesbuyholly@gmail.com

HELP WANTED!


Complaints from residents of Montevista and nearby communities regarding ongoing incidents of destructive and illegal activities related to electric dirt bike use are on the rise. These behaviors have already been outlined in recent newsletters. Without community involvement, these activities are likely to increase over the summer as kids are out of school and without supervision. So, what can you do?


If you are a witness to any of the activities mentioned above, the City of Phoenix police ask that you **do not confront any perpetrator**; rather, keep your distance, take photos and videos, call the police and file a police report. Keep note of the time of day, precise location, where these individuals are coming from and what direction they take off to, etc. Try to get a description of their bikes and helmets (color, markings, etc.), approximate age, hair color/length, and any other distinguishing characteristics. To those of you that have already filed a police report - thank you!

Familiarize yourself with City of Phoenix curfews: It is unlawful for juveniles under the age of 16 to be out between the hours of 10:00 p.m. and 5:00 a.m. and midnight to 5:00 a.m. for 16 and 17 year olds unless under the supervision of a parent, guardian or other adult in charge of the care, custody or supervision of these minors unless it is for an emergency errand or related to a specific business activity. These curfew laws are available in more detail under City of Phoenix Codes beginning with section 22-1.

In Arizona, there are also statutes known as "parental responsibility laws," which impose financial liability on parents and/or guardians for harm and damage caused by their children.

In addition, please report your findings to our Community Action Officer, Officer Jeffrey Blair at 602-495-5481, or on his mobile at 480-506-6993, or one can contact the Black Mountain Precinct at 602-495-5002.




NEED TO CALL
Phoenix Police? 

CRIMESTOP NON-EMERGENCY LINE
602-262-6151


PLEASE LISTEN TO THE FOLLOWING OPTIONS WHEN CALLING...

1 GENERAL QUESTIONS	5 POLICE PRECINCTS
2 MAIN COUNTY JAIL	6 RECORDS
3 ONLINE REPORTING	7 FOLLOW-UP WITH A DETECTIVE
4 NON-EMERGENCY POLICE RESPONSE	* REPEAT THE MENU

EMERGENCY → **9-1-1**



The Montevista Board would like to wish everyone a very safe and happy summer...



Diamondbacks Highlight Montevista Pickleball Peeps!

For more information on how you can get involved in pickleball here at Montevista including lessons, practice and advanced players groups, hours and days of play, tournaments and more, feel free to text Lauren Polak at 602-421-4589 or email her at lpolak0125@gmail.com.



PICKLEBALL PLAYERS



...are HOT!



D-BACKS WELCOME

 **MONTEVISTA COMMUNITY ASSOCIATION**



28325 N. Tatum Blvd - Cave Creek, AZ
(480) 597-6965



OUR BUTCHER SERVES:

- Fresh Meats
- Specialty Items
- Prepared Foods
- Wine

A memorable meal awaits you at **New York Butcher Shoppe**. Join us for lunch or dinner today!



- Certified Angus Beef Variety Selections of Steak cuts.
- Fresh Veal Cuts (chops, cutlets, osso buco and ground veal).
- Fresh all Pork Cuts, Chicken and Icelandic fresh Salmon delivered daily.
- Variety of Home-Made Sausages.
- Large Selection of Prepared Meals Daily.



**Specialty Cheeses, Olive Oil,
Gourmet Ravioli & Other Pastas.
Wide Selection of Wines.**

Large selection of prepared food made in house daily. Meatball Parmesan, Baked Spaghetti, Chicken Parmesan, Mac & Cheese, Beef Stroganoff, Twice Baked Potatoes, and Sausages. Large selection of salads and dips.



Next HOA Board Meeting: Thursday, June 20th at 6:00 pm via Zoom



POOL SAFETY

5 Quick Drowning Prevention Tips for Kids

- Constant Supervision**


Stay within arm's reach of your children whether they are in the bathtub or pool. Bring them with you when you leave the pool, even if a lifeguard is present.
- Childproof Pools**


Home pools should be properly fenced in and covered, with alarms on doors leading to the pool.
- Life Jackets**


Make sure your child always wears a life jacket when on a boat or in the lake or river. Have your child wear one in the pool if they are a weak swimmer.
- Swim Lessons**


Teach your child to swim and have your child always ask you permission before entering the pool.
- CPR Certification**


Learn CPR. This lifesaving technique can save the life of your child or another victim of non-fatal drowning.

MISSION MICROCHIP

FREE MICROCHIPPING EVENT



West Shelter:
2500 S 27th Ave
Phoenix, AZ 85009

*Dogs Only

**MARICOPA COUNTY**
ANIMAL CARE & CONTROL

For now, the free service is only available at the West shelter, but appointments will be offered at the new East shelter in the summer. Microchips, which are as small as a grain of rice, are one of the most effective tools to reunite owners with their lost pets.

Registration is required. Sign up for an appointment here: <https://mcaccappointments.as.me/vaccination>

Learn more: <https://www.maricopa.gov/CivicAlerts.aspx?AID=2922>

REMINDER

All Phoenix trails are **CLOSED** to pets once temperatures reach over **100 DEGREES**.

Failure to keep pets off of trails can result in...

- A CLASS 1 MISDEMEANOR
- \$2,500 FINE
- AND JAIL TIME!



Happy FATHER'S Day



TRUST.
BREATHE.
MOVE.

DOING REAL ESTATE THE HOLISTIC WAY.



Jen Smith

REALTOR®

602-486-2646

Jen@northandco.com

NORTH&CO.

REAL ESTATE BY TRADE



Not intended to solicit currently listed properties.



Do's and Don'ts of Snake Bites & Scorpion Stings

By Banner Health

Bites

Stay calm and call 911: Try not to panic, as this will only make things worse. Take deep breaths and call 911. Next, call the Poison & Drug Information Center at 800-222-1222. Even if you think it's a harmless snake, it's important to get professional medical assistance as soon as possible. Don't wait for symptoms

Remove jewelry and tight clothing: Tying off the affected limb can cut blood flow, leading to tissue damage and other problems. Don't wrap or tourniquet the bite. Remove anything that can constrict if swelling occurs.

Keep still: Limit movement and elevate the bite area to prevent venom from spreading quickly through your body. Elevating the limb above the level of the heart as much as possible can help promote venom distribution away from the bite site and begin the body's process of metabolizing harmful venom.

Don't suck out the venom: Sucking out the venom with your mouth can introduce bacteria and make things worse.

Don't cut the wound: Contrary to popular belief, slicing into the bite area won't help remove venom and can lead to more tissue damage. Instead, clean the bite with soap and water to reduce the risk of infection. bacteria and make things worse.

Don't try to catch or trap the snake: Try to remember the snake's color, shape and size so you can describe it to health care providers. If possible, take a photo from a safe distance.

Don't mark the bite site: You don't need to mark where you were bitten or the edges of swelling with a marker or pen. Leave this to emergency medicine and health care professionals to do if needed.

Stings

Stay calm and call Poison Help: Like snake bites, staying calm is important. Call Banner Poison & Drug Information Center at 800-222-1222. Most people can safely observe and manage symptoms at home. anything that can constrict if swelling occurs.

Wash the sting area: Use soap and water to clean the sting site and reduce the risk of infection. Keep the sting site clean and dry to minimize the risk of skin infection. Don't wrap or tourniquet the bite. Remove anything that can constrict if swelling occurs.

Elevate the limb: If the sting is on a limb, elevate it to help reduce swelling and discomfort.

Take a pain reliever: Over-the-counter (OTC) pain medication like ibuprofen or acetaminophen can help manage pain.

Don't apply ice to the sting site: Ice may feel good but the pain will return with worse intensity after removing it. Instead, use a cool compress – a small towel soaked in a bowl of ice water.

Don't catch or trap the scorpion: Kill the scorpion and dispose of it if it's inside your house. Whether it's a baby scorpion or a bark scorpion, identifying the type of scorpion that stung you won't change what symptoms to look for or what treatment options you have.

Allergic reactions are rare with scorpion stings, but call 911 if you experience difficulty breathing, chest pain, swelling of the face or throat and hives. Children younger than 5 years old are more likely to require a hospital visit. After calling the Poison Center, a child with excessive drooling, roving eye movements or inconsolable crying may require antivenom medication that can only be administered in a hospital.

Slide into Flavor this Father's Day!



... ESTD 1957 ...
HONEY BAKED
Ham CO

Catering
Lunch
Meals



Scan
To Order Online!

480.581.4440 | 4705 E Carefree Hwy, Ste. 111 | Cave Creek

Happy Fathers Day



Hot Dogs Mean Hot Paws!

HOT WEATHER TIPS FOR YOUR DOG

PROVIDE OPEN ACCESS TO:



Clean and fresh water



Shade and cool surfaces (not carpet)

WHAT ELSE YOU CAN DO?



Exercise in the early morning and late evening



Wet the paws, as this is a way for dogs to cool off

TAKE EXTRA PRECAUTIONS



Higher humidity means that it takes lower temperatures to get excessive heat exposure

OLDER, OBESE OR SHORT-NOSED DOGS ARE LESS TOLERANT OF HEAT

- ✓ Pugs
- ✓ Bulldogs
- ✓ Boston Terriers
- ✓ Pekingese
- ✓ Boxers
- ✓ Shih Tzus
- ✓ French Bulldogs



WHAT YOU SHOULD NOT DO!



Never walk during the mid-day, especially in open sun.



Can trim longer haired dogs, but never shave their coats.



Never EVER leave your pets in a parked car. Not even for a minute.



Avoid sidewalks and pavement, even during the evening because it can still be hot.




Don't rely on a fan, because they don't cool off pets as effectively as they do people.



SIGNS OF HEAT EXPOSURE

- EXCESSIVE PANTING
- DIFFICULTY BREATHING
- INCREASED HEART RATE
- DROOLING
- BLOODY DIARRHEA
- MILD WEAKNESS
- STUPOR
- COLLAPSE & SEIZURES
- VOMITING



hot cars aren't cool!



how long does it take for a car to get hot?



vehicle temperature

outside F°	inside F°	
	10 mins	30 mins
70°	89°	104°
75°	94°	109°
80°	99°	114°
85°	104°	119°
90°	109°	124°
95°	114°	129°



Even in the shade, the temperature in the car can still soar quickly to *dangerous levels.*



Leaving the windows open has *little effect* on how hot it is inside the car.

(480) 524-4304

www.drkatka.com



Do you want to feel more vibrant and more like yourself?

There is a way to utilize your own vital force and your body's innate capacity to heal!

CALL DR. KATKA TODAY TO FIND OUT MORE

(Dr. Katka has over 30 years of experience in the medical field - combining traditional MD training with ND wholistic natural approach)



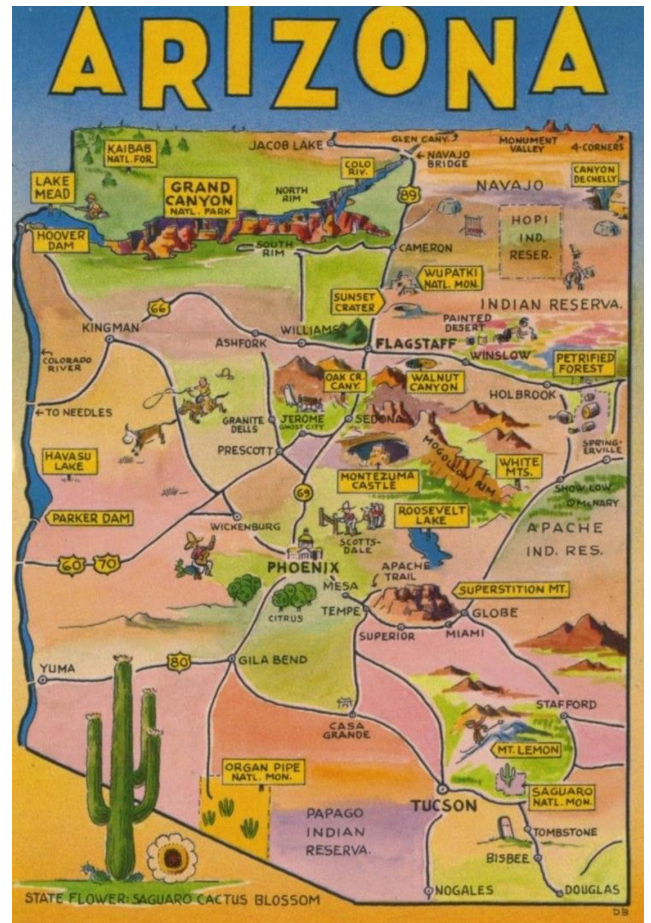
Truly Natural
Healing



Summer Fun for Everyone!

ARIZONA TRAVEL BUCKET LIST


- ☆ Grand Canyon
- ☆ Sedona
- ☆ Hoover Dam
- ☆ Oatman
- ☆ Horseshoe Bend
- ☆ Bisbee
- ☆ Tombstone
- ☆ Flagstaff
- ☆ Antelope Canyon at Page
- ☆ Organ Pipe Cactus
- ☆ Yuma
- ☆ Tumacacori Park
- ☆ Montezuma Castle
- ☆ Lower Salt River
- ☆ Monument Valley
- ☆ Phoenix
- ☆ Jerome
- ☆ Canyon De Chelly
- ☆ Havasu Falls
- ☆ Lake Mead
- ☆ Petrified Forest Park
- ☆ Saguaro National Park
- ☆ Lake Havasu
- ☆ Prescott
- ☆ Scottsdale
- ☆ Lake Powell & Page
- ☆ Sunset Crater Volcano
- ☆ Apache Trail



Kayak Tours

- 📍 Saguaro Lake
- 📍 Canyon Lake
- 📍 Salt River

Read more at riverboundssports.com



Original Slot
CANYON EXPERIENCE
 Upper Antelope Canyon

ADVENTUROUS ANTELOPE CANYON TOURS
 See The Iconic Shaft Of Light

ADVENTUROUSANTELOPECANYON.COM



Pima Air & Space Museum



Titan Missile Museum



San Xavier Mission

Montevista Community Contact Information

Alert 360 (previously My Alarm Center)
Account Manager is Stephen Griffith.
866-484-4800 ext. 35131.
stephen.griffith@alert360.com
www.alert360.com

Arizona Community Management Services (AZCMS)
After-Hours Emergency Line
480-355-1190 ext. '7'

Arizona Community Management Services, LLC
15300 N. 90th Street, Suite 800
Scottsdale, AZ 95260
<https://www.azcms.com>
Frank Puma (VP of Client Operations)
FPuma@azcms.com
480-355-1190, ext. 117

AZCMS Resident Support Specialist
Cynthia Aguilar
Caguilar@azcms.com
480-355-1190, ext. 105

AZCMS Work Order Requests
<https://www.WorkOrders@azcms.com> (include
your Association, address, and name in subject
line of the email)

Montevista Architectural Committee - forms must be
filled out and approved prior to making any changes to
the exterior of one's home to include landscape, plants,
paint, rock, structures, etc. For further information,
please visit our website at
<https://www.www.mymontevista.com>

Montevista Community Corner Newsletter,
Calling All Ads and Montevista Pickleball
Peeps - contact Lauren Polak at
602-421-4589 or lpolak0125@gmail.com

Montevista Declaration of Covenants, Conditions and
Restrictions (CC&Rs) - please visit our website
<https://www.www.mymontevista.com>

Phoenix Police Department Non-Emergency
602-262-6151
Community Action Officer Jeffrey Blair #7966
602-495-5481
jeffrey.blair@phoenix.gov

Safeguard/AAA Smart Home, Montevista Gate
Codes/Issues
480-609-6242

Other Community Contact Information

Arizona Poison and Drug Information Center
800-222-1222
<https://www.azpoison.com>

Arizona Public Service (APS)
602-371-6555 or 866-776-0445
<https://www.aps.com>

ASPCA Animal Poison Control
888-426-4435 or 888-764-7661

Cave Creek Post Office
38400 N. School House Road
Cave Creek, AZ 85331
480-575-0813

CenturyLink 800-244-1111
Customer Service 800-572-1311
Tech Support - <https://www.centurylink.com>

City of Phoenix (water/sewer/trash services)
602-262-6251
<https://www.phoenix.gov/residents>

Cox Communications
623-594-1000
<https://www.cox.com>

Foothills Animal Rescue No-Kill Shelter
480-488-9890
<https://www.foothillsanimal.org>

HARTT (Humane Animal Rescue & Trapping Team)
<https://azhartt.org>
info@azhartt.org - 602-601-2604

Southwest Gas Corporation
877- 860-6020
<https://www.swgas.com>



**HELLO MONTEVISTA
GET A FREE ORIGINAL FATBURGER
WITH PURCHASE OF AN ORIGINAL
WHEN YOU MENTION THIS AD
ONLY AT FATBURGER CAVE CREEK**



Recipe of the Month

Chunky Mango Guacamole

INGREDIENTS:

3 medium ripe avocados, chopped
1 large mango, chopped
1/2 cup finely chopped red onion
1 large tomato, chopped
1 seeded and chopped jalapeno
1/4 cup chopped fresh cilantro
3 tbsp fresh lime juice
1 tsp salt

DIRECTIONS:

In a large bowl, combine avocados, mango, tomato, onion and cilantro.

Stir in lime juice and salt.

Serve with chips and your favorite beverage!



Montevista Architectural Committee Reminders

This is an important reminder to review the Montevista Design Review Committee (MDRC) guidelines if you are considering changing, refreshing or making improvements or modifications to your yard or exterior of your house.

An Architectural application for design approval is required and is typically processed in 45 days although if all the required information is provided it usually takes considerably less time. Please do not begin any planned work until you receive the formal written approval from the HOA on your project. A few examples of these type of changes where written approval is required include but are not limited to:

Exterior painting (including using current colors as well as a modified color scheme)

Exterior remodeling/upgrades such as replacing windows or doors

Adding structures to the back yard (structures are not allow in front yards)

Adding a pool, spa or hot tub


Placing a dumpster or porta potty in your driveway/front

Changes to visible yard areas for landscape/hardscape

Although located on the Montevista portal, for your convenience the different application forms are attached.

Please notify AZCMS when your landscape, hardscape, architectural project is completed via the attached project completion form which is also on the portal.

Thank you.



ARCHITECTURAL CHANGE REQUEST APPLICATION (LANDSCAPE)

c/o Arizona Community Management Services, LLC
15300 N. 90th Street, Suite 800
Scottsdale, AZ 85260
p: 480.355.1190
www.mymontevista.com

Name: _____ Date: _____

Address: _____

Phone: _____ Lot #: _____

CHECK ONE: NON-VIEW LOT FULL VIEW LOT PARTIAL VIEW LOT

PLEASE NOTE: Please provide a description of the request in detail; use additional pages as necessary. Please provide drawings, types of materials to be used, color(s), dimensions of improvement and location on lot. Two sets of plans should be submitted. Plans must include a statement that the design is in compliance with the design guidelines.

Submit to: **Montevista Community Association**
Email: ARC@azcms.com
Address: 15300 N. 90th Street, Suite 800, Scottsdale, AZ 85260

Work to be performed by: _____ Phone: _____

Estimated completion date: _____

The homeowner agrees to maintain the improvement if the Montevista Design Review Committee (MDRC) grants approval. The homeowner further agrees to comply with all city, county, federal, and state laws and to obtain all necessary permits. It is the right of the MDRC to inspect completed work.

Homeowner Signature _____ Date _____

[This is to be completed by the reviewer]

The request as submitted above is:

[] Approved [] Disapproved/Incomplete (resubmit two copies of revised plans)

Signature – Montevista Design Review Committee _____ Date _____

The following checklist is intended to serve as a guide for Landscape Submission for Montevista Community Association review. This worksheet must be completed and submitted with a \$300.00 review fee upon first review. Incomplete worksheets will not be reviewed.

COLUMNS BELOW FOR MDRC USE | THIS COLUMN TO BE COMPLETED BY APPLICANT

Approved	Incomplete	
		Front yard landscapable area* = Square Feet
		Front yard turf area = Square Feet
		(1) 24" box tree per 1,000 square feet of landscape area (minimum of one 24" box tree per front yard)
		(1) 15-gallon tree per 500 square feet of landscape area (this is in addition to the minimum quantity of 24" box trees.
		(5) five-gallon shrubs or cacti per 500 square feet of landscapable area*
		(8) one gallon ground covers per 500 square feet of landscapable area*
		Grading plans or notes
		Hardscape upgrades/lighting
		Rear yard landscapable Area = Square Feet
		Total number of plants provided =
		Rear yard turf area =

**Landscapable area is defined as all areas that are not hardscape, sidewalk, driveways, etc. When turf is proposed, owner may subtract the dimensions of the turf from the total landscapable area. In addition, they may adjust the required plant count accordingly to the new net measurement. Tree count may not be adjusted. Plant counts may be reduced in the event that the turf is used. Simply reduce the landscapable area by the turf square footage to obtain the net minimum plant requirements. Tree count may not be reduced even when turf is installed.*

COLUMNS BELOW FOR MDRC USE | HOMEOWNER MAY USE AS A CHECKLIST

Approved	Incomplete	
		Base Information Complete Scale, property line, floor plan, adjacent condition, building envelope
		Hardscape (Non-Builder) Dimension, detail, finishes, elevation
		Grading (Shaping) Plan Flow lines, contours, spot elevation, native
		Planting Plan Layout, top dressing, plant legend
		Irrigation Plan Point of connection, controller, backflow, valves, labels

The following is a list of design guidelines, which must be adhered to when installing a swimming pool, spa, hot tub, or water feature. These items are not allowed in any front yard. Please provide these guidelines to your contractor to help ensure compliance with the Montevista Community Association Design Guidelines.

Please check each box below to indicate compliance:

- Swimming pools and spas shall be located minimum of three feet from any fence/wall and five feet from any retaining wall. All fences must conform to current City code.
- Above ground spas are prohibited in rear yard view lots.
- Entry for pool or spa construction will not be granted across a common area through the Association's walls.
- Pool/spa equipment, where visible from neighboring property or common are must be screened by a block wall, finished and painted to match the adjacent wall.
- Swimming pool slides **LESS** than six (6) feet in height must be located at least five (5) feet from the property line and fifteen (15) feet from any view fence.
- Swimming pool slides **GREATER** than six (6) feet in height must be located at least fifteen (15) feet from the property line and fifteen (15) feet from any view fence.
- Swimming pool slides may **NOT** be greater than eight (8) feet.
- Above ground spas are permitted in yards with partial view fencing provided that the height of the spa does not exceed the height of the block/masonry portion of the partial view fence.
- Rock or water features **ASSOCIATED WITH** pools and spas may not be greater than six (6) feet in height, or no higher than the fence.
- Rock or water features **INTEGRATED WITH** a pool or spa must be setback a minimum of three (3) feet from any property line.
- Raised hardscapes (deck, patios, platforms, etc.) may not exceed twelve (12) inches in height.
- Backwash water must be retained on owner's lot. A backwash hole filled with rocks may be dug but must not drain off owner's property.
- Screening and fencing for safety and security must comply with the City of Phoenix Code Requirements. Chain link fences are prohibited.
- Safety/security fences on lots with view fences must be painted to match the color of the view fence pickets.
- Additional walls must match the color of the view fence wall. See screening guidelines for pool/spa equipment.
- Covered and enclosed pools and spas require MDRC approval. Design, materials, and colors must be consistent and compatible with the dwelling unit.

Homeowner Signature

Date

NOTE: THIS FORM MUST BE SIGNED BY THE HOMEOWNER AND SUBMITTED WITH THE APPLICATION BEFORE IT WILL BE REVIEWED!

ARCHITECTURAL CHANGE REQUEST APPLICATION (NON-LANDSCAPE/PAINTING)

c/o Arizona Community Management Services, LLC
15300 N. 90th Street, Suite 800
Scottsdale, AZ 85260
p: 480.355.1190
www.mymontevista.com

Name: _____ Date: _____

Address: _____

Phone: _____ Lot #: _____

CHECK ONE: NON-VIEW LOT FULL VIEW LOT PARTIAL VIEW LOT

PLEASE NOTE: Please provide a description of the request in detail; use additional pages as necessary. Please provide drawings, types of materials to be used, color(s), dimensions of improvement and location on lot. Two sets of plans should be submitted. Plans must include a statement that the design is in compliance with the design guidelines.

Submit to: **Montevista Community Association**
Email: ARC@azcms.com
Address: 15300 N. 90th Street, Suite 800, Scottsdale, AZ 85260

Work to be performed by: _____ Phone: _____

Estimated completion date: _____

If repainting your home, please provide the following information:

Model: _____ Elevation: _____

Color Scheme (Name and Number): _____

Approved Paint Schemes:

<https://www.sherwin-williams.com/homeowners/color/find-and-explore-colors/hoa/cave-creek/az/montevista>

The homeowner agrees to maintain the improvement if the Montevista Design Review Committee (MDRC) grants approval. The homeowner further agrees to comply with all city, county, federal, and state laws and to obtain all necessary permits. It is the right of the MDRC to inspect completed work.

Homeowner Signature Date

[This is to be completed by the reviewer]

The request as submitted above is:

[] Approved [] Disapproved/Incomplete (resubmit two copies of revised plans)

Signature – Montevista Design Review Committee Date

