



Montevista Community Corner Newsletter July 2024



What's Up Montevista!

- Monthly Meeting Notes
- Reminders
- New News
- Pet Safety on the 4th of July
- Keeping Your Pets Safe This 4th of July
- Hitting the Road?
- Camping Safety Tips
- Monsoons - What You Need to Know
- July Fun For Everyone
- Recipe of the Month

Monthly Meeting Notes

The Landscape Committee is pleased to report that the Shea sewer easement project is just about complete. Extra plants were added by Shea Homes to make up for the less mature ones. Some puddling has occurred due to the need to provide extra water to the paloverdes. This will be at Shea's expense as will the relandscaping.

The Architectural Committee would like to commend their newest volunteer, Christine Harper. She has been working diligently to create 90-100 house paint schemes using existing colors so that homeowners will have plenty of choices when it comes time to repaint. One will no longer need to know the elevation/style of their home or the "village" it was part of. Stay tuned!

The HOA Board recently obtained an evaluation of our gates from a different company due to repeated malfunctions that occur primarily at our Dixileta entrance (which is subject to the most traffic). The gate company determined that damage to internal mechanisms leading to malfunction is primarily due to vehicles bumping/hitting them or them being manually forced open.

When technicians come out to fix a gate, they retrieve a code that lets them know what the issue/cause is for the malfunction. Any time a gate is bumped, hit or forced open, it can result in damage to the internal components and motor that allow them to function properly. Due to the increased number of incidents, more time will be spent going over video from our cameras to determine those responsible for the damage.

Please, if you experience a problem with a gate, **DO NOT TRY TO MANUALLY OPEN IT!** Instead, contact AZCMS at support@azcms.com. Thank you for your patience as it takes time for parts to be ordered and issues resolved.



Reminders

Calling All Ads welcomes advertisers from residents and non-residents alike as noted on our website and in previous newsletters. We would love for residents who encounter a great painter, landscaper, hairdresser, nail salon, food joint, dental hygienist, pet sitter, handyman, or any other vendor to ask if they are interested in advertising in Montevista. Their ads will be distributed monthly to our 302 residences and posted on our website, mymontevista.com. First-time advertisers receive two months of free advertising at the end of the term they choose; the minimum is only three months and our rates are great!

It is quite a time-consuming job making cold calls to businesses, so any assistance would be much appreciated. Our newsletter strives to make ads pop to get the attention of our readers. If you would like to advertise or know someone who does, feel free to reach out to Lauren Polak at lpolak0125@gmail.com or 602-421-4589 with any questions. Rate information and order forms are available at the end of this newsletter and on our website. Thank you!

New News

It looks as though the City of Phoenix has finally begun to work on the much-anticipated Lone Mountain Park. Trees are being tagged, trimmed and boxed and areas flagged for future development.





28325 N. Tatum Blvd - Cave Creek, AZ
(480) 597-6965



OUR BUTCHER SERVES:

- Fresh Meats
- Specialty Items
- Prepared Foods
- Wine

A memorable meal awaits you at **New York Butcher Shoppe**. Join us for lunch or dinner today!



- Certified Angus Beef Variety Selections of Steak cuts.
- Fresh Veal Cuts (chops, cutlets, osso buco and ground veal).
- Fresh all Pork Cuts, Chicken and Icelandic fresh Salmon delivered daily.
- Variety of Home-Made Sausages.
- Large Selection of Prepared Meals Daily.



**Specialty Cheeses, Olive Oil,
Gourmet Ravioli & Other Pastas.
Wide Selection of Wines.**

Large selection of prepared food made in house daily. Meatball Parmesan, Baked Spaghetti, Chicken Parmesan, Mac & Cheese, Beef Stroganoff, Twice Baked Potatoes, and Sausages. Large selection of salads and dips.



Pet Safety on the 4th of July

More pets get lost on July 4th than any other day of the year.

Keep your dog safe this Independence Day. Share these eight tips for enjoying the Fourth of July with your dog.

Source: HomeAgain

1
Be sure your dog is wearing an up-to-date and visible ID tag on her collar at all times.

2
Take a current photo of your dog, just in case.

3
Exercise your dog early in the day before parties begin.

4
During cookouts, ask guests to play with your dog away from the flames.

5
Keep charcoal, fireworks, sparklers and glow sticks far from curious canines.

6
Keep dog treats on hand for those who want to give your dog food.

7
Leave your dog at home with a frozen stuffed treat during the fireworks.

8
If your dog is afraid of loud noises, leave gentle music playing to cover the fireworks.



Petfinder
SUMMER Pet Safety

Learn more at www.petfinder.com/pet-care/summersafetytips/

FIREWORKS SAFETY

For pets

- 1** **Keep them indoors**
Make sure they've had exercise during the day and a chance to go to the toilet. 
- 2** **Give them a safe place to hide**
Set up a comfortable room or crate in your house just for them. Keep the blinds and curtains closed. 
- 3** **Drown out the noise**
Turn on the radio or TV with comforting music to calm their nerves. 
- 4** **Update their tags and IDs**
Make sure your pets are wearing up to date tags and IDs in case they run away or get lost. 
- 5** **Keep calm**
Don't punish your pet for being scared. Stay calm and they will learn to do the same. 

Keep your dog **home** and **inside** the house



Keep your windows and doors **closed**

Leave the TV on or play **music**



Give your dog a **special treat**, such as a frozen Kong®

Make sure your dog is wearing his **collar and ID tag**

Try **calming** products such as a calming vest, essential oils, or CBD oil



Alcohol and other foods can be **toxic** to your dog

Check your yard for **firework debris**

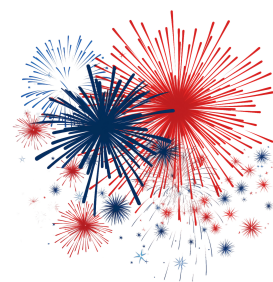


"My plans for the Fourth aren't finalized yet, but I'm either covering under the bed or digging a hole through the tub ... And you?"



**HELLO MONTEVISTA
GET A FREE ORIGINAL FATBURGER
WITH PURCHASE OF AN ORIGINAL
WHEN YOU MENTION THIS AD
ONLY AT FATBURGER CAVE CREEK**

Happy
4th ★
of July



Hitting the Road?



HOLIDAY ROAD TRIP?

- ✓ PLAN AHEAD
- ✓ BUCKLE UP
- ✓ DRIVE SOBER
- ✓ MOVE OVER

DEPARTMENT OF PUBLIC SAFETY
STATE TROOPER
ARIZONA

Arizona Department of Public Safety

If you plan to hit the road this holiday weekend, here are a few reminders before you head out:

- ✓ Ensure you're current on vehicle maintenance – check tires, fluid levels, brakes & lights. 🔧
- ✓ Pack an emergency kit with essentials like water, snacks, first-aid supplies, and a flashlight. 🔦
- ✓ #BuckleUp and ensure all of your passengers do the same!
- ✓ Plan ahead for a safe and sober ride. 🚗 Designate a sober driver or use a rideshare service.
- ✓ See vehicles with flashing lights stopped beside the road ahead? 🚓 🚔 Give them space! Move over one lane if safely possible, or slow down and proceed with caution.

If you haven't already, download the AZ511 app or visit az511.gov to check road conditions and closures before you go!



DON'T SPARK A FIRE ADOT

- Dragging chains during towing can cause sparks. Check and secure tow chains, and never substitute parts when towing.
- Check tire pressure before you travel. Exposed wheel rims can cause sparks.
- Don't park in tall grass or dry brush. The heat from parts under your vehicle can ignite a fire.
- Don't toss lit cigarettes out the window.

737816



ADOT 511

GET THE ADOT AZ511 APP

Check it before you leave home.

az511.gov

(480) 524-4304

www.drkatka.com



Do you want to feel more vibrant and more like yourself?

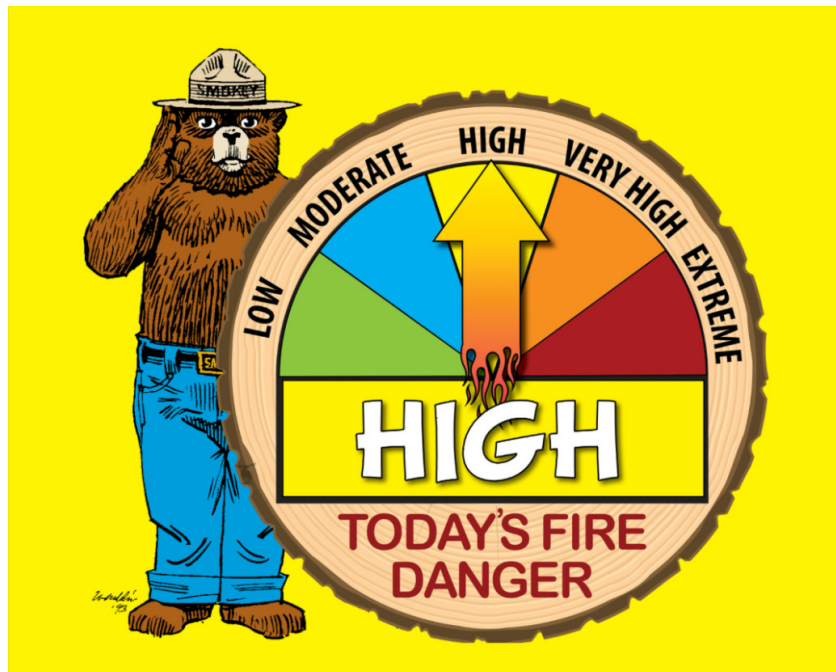
There is a way to utilize your own vital force and your body's innate capacity to heal!

CALL DR. KATKA TODAY TO FIND OUT MORE

(Dr. Katka has over 30 years of experience in the medical field - combining traditional MD training with ND wholistic natural approach)



Truly Natural
Healing



Camping Safety Tips



SAFETY TIPS

LANDSLIDES, MUDSLIDES & FLOODS

LANDSLIDE is a form of mass wasting that includes a wide range of ground movements such as rockfalls, deep failure of slopes, and shallow debris flows.

MUDSLIDES is also a form of mass wasting involving "very rapid to extremely rapid surging flow of debris that has become partially or fully liquid by the addition of significant amounts of water to the source material.

FLOOD is an overflow of water that submerges land that is usually dry.




BEFORE

-  Know the hazard in your area
-  Monitor daily weather condition
-  Make a disaster supply kit
-  Learn your local evacuation plan.

DURING

-  Stay alert
-  Listen for unusual sounds.
-  Evacuate your home
-  Be especially alert when driving

AFTER

-  Check for injured or trapped individuals.
-  Listen to radio or television for the latest update
-  Assess your home and its surrounding area for damage
-  Stay away from affected area

LEAVE NO TRACE

Guidelines

- PLAN AHEAD + PREPARE**: Shows a map, a clock, a stove, and a knife.
- TRAVEL and CAMP on DURABLE SURFACES**: Shows a hiker on a path and a tent.
- DISPOSE OF WASTE PROPERLY**: Shows a trash can, a dog, and various bottles.
- MINIMIZE CAMPFIRE IMPACTS**: Shows a campfire and a tent.
- LEAVE WHAT YOU FIND**: Shows a hiker looking at a flower.
- RESPECT WILDLIFE**: Shows a hiker near a mountain goat.
- BE CONSIDERATE OF OTHER VISITORS**: Shows hikers on a trail.

KEEPING SAFE THIS 4TH OF JULY

KEEP YOUR FAMILY SAFE AROUND FIREWORKS

LEAVE FIREWORKS TO THE PROS
The best way to protect your family is to **not use** fireworks at home.

FIND A SUBSTITUTE FOR SPARKLERS
Sparklers can heat up to **1,200 degrees!**
That's 3x the temperature needed to bake cookies. Use fun alternatives like silly string or glow sticks.

TAKE NECESSARY PRECAUTIONS
Be sure to point fireworks **away from homes, people and flammable substances.**

KEEP YOUR DISTANCE
Make sure everyone is positioned **far back** from where fireworks are being lit. If a device does not go off, do not stand over it to investigate.

BE PREPARED FOR PROBLEMS
Keep a fire extinguisher or **bucket of water** nearby. Make sure you know how to operate your fire extinguisher properly.



HONOR.
APPRECIATE.
CELEBRATE.



Jen Smith
REALTOR®
602-486-2646
Jen@northandco.com

NORTH&CO.

REAL ESTATE BY TRADE



Not intended to solicit currently listed properties.




**Next HOA Board
Meeting:
Thursday, July
18th
at 6:00 pm
via Zoom**

Be in the know - attend a Board meeting!



Stars, Stripes, and Savory Bites!



Scan
To Order Online!







Monsoons

What You Need to Know

What does it mean?

Warning	Watch	Advisory	Outlook
Weather hazard is occurring, imminent or likely	Risk of weather hazard in the near future	Weather hazard is occurring, imminent or likely	Risk of weather hazard in the next 7 days
Poses a threat to life/property	Could pose a threat to life/property	Could cause significant inconvenience	Could pose a threat to life/property
Take Protective Action	Have a Plan of Action	Use Caution	Prepare a Plan of Action

Understanding Severe Thunderstorm Risk Categories

THUNDERSTORMS (no label)	1 - MARGINAL (MRGL)	2 - SLIGHT (SLGT)	3 - ENHANCED (ENH)	4 - MODERATE (MDT)	5 - HIGH (HIGH)
No severe* thunderstorms expected	Isolated severe thunderstorms possible	Scattered severe storms possible	Numerous severe storms possible	Widespread severe storms likely	Widespread severe storms expected
Lightning/flooding threats exist with all thunderstorms	Limited in duration and/or coverage and/or intensity	Short-lived and/or not widespread, isolated intense storms possible	More persistent and/or widespread, a few intense	Long-lived, widespread and intense	Long-lived, very widespread and particularly intense
					
• Winds to 40 mph • Small hail	• Winds 40-60 mph • Hail up to 1" • Low tornado risk	• One or two tornadoes • Reports of strong winds/wind damage • Hail ~1", isolated 2"	• A few tornadoes • Several reports of wind damage • Damaging hail, 1 - 2"	• Strong tornadoes • Widespread wind damage • Destructive hail, 2"+	• Tornado outbreak • Derecho

* NWS defines a severe thunderstorm as measured wind gusts to at least 58 mph, and/or hail to at least one inch in diameter, and/or a tornado. All thunderstorm categories imply lightning and the potential for flooding. Categories are also tied to the probability of a severe weather event within 25 miles of your location.

National Weather Service
www.spc.noaa.gov

Indoor Lightning Safety Tips

When lightning strikes a home or building, it often follows wiring or plumbing to ground. In order to be safe, you don't want to be connected in any way to either wiring or plumbing. You also want to avoid any metal that could provide lightning with a path from outside your home to inside, such as a doorknob.

- Get inside immediately if you hear thunder.
- Avoid contact with anything that is plugged into an electrical outlet
- Avoid contact with water or plumbing. For example, don't wash dishes or take a shower.
- Stay off corded phones
- Stay away from outside doors and windows.
- Wait at least 30 minutes after the last thunder before returning outside.

LightningSafetyCouncil.org

SAFETY Enlightenment

Lightning MYTHS & Shocking FACTS:

- MYTH:** If it's not raining or cloudy, you're safe from lightning.
- FACT:** If you can hear thunder, lightning is nearby. Lightning often strikes over 10 miles from the center of a thunderstorm.
- MYTH:** A lightning strike victim carries a charge and should not be touched.
- FACT:** Lightning travels at about 220,000,000 mph and will have exited the body by the time you approach. Check for a pulse and render first aid if possible. Call 911 immediately.
- MYTH:** In the event of a lightning strike, the rubber in a car's tires protect occupants from being harmed.
- FACT:** If struck, it is the metal frame of the car that provides protection. The charge travels through the frame and into the ground without harming occupants if they avoid touching anything that conducts a charge.

PROTECT YOURSELF

- 30:** Use the **30/30 rule**: When you see lightning, count until you hear thunder. If that time is **30 seconds** or less, the thunderstorm is within six miles of you and is dangerous. Immediately seek shelter indoors or in a hardtop vehicle and remain until you have not heard thunder for **30 minutes**.
- Don't touch concrete surfaces, including those in a basement or garage. Lightning can travel through the metal wires in concrete walls and flooring.
- Stay off corded phones and plugged in electronics.
- Avoid plumbing and water, including bathing or doing laundry.
- Never seek shelter under trees, poles or other tall structures as they are more likely to be struck by lightning.

PROTECT YOUR PROPERTY

- Unplug appliances and other electrical items, such as computers and televisions, to prevent damage from surges caused by lightning strikes.
- Surge protection can help prevent damage to your electronics. There are two types of surge protection:**
- Point-Of-Use Surge Protection:** Protects only the items that are directly plugged into the device from most electrical surges.
- "Whole Home" Surge Protection:** Located at your main electrical panel or the base of the electric meter, this device provides protection for your entire electrical system.
- However, neither type can safeguard against a direct lightning strike. If you live in an area prone to lightning, consider a lightning protection system.

Lightning Safety Tips for Outdoor Activities

Summer is a great time to enjoy the outdoors. But it's also important to avoid the dangers associated with nature's fireworks.

- Listen to the forecast and plan activities to avoid the lightning threat.
- If thunderstorms are predicted, consider cancelling or postponing outdoor activities, especially if you wouldn't be able to get to a safe place quickly.
- While outdoors, monitor weather conditions.
- If the sky looks threatening or you hear thunder, go to a safe place immediately. Don't ignore any signs of a developing or approaching storm.
- Remain inside the safe place for 30 minutes after the last thunder.

LightningSafetyCouncil.org

WATCH VS WARNING



TACO WATCH



TACO WARNING

😄

July Fun for Everyone!



Fiddler
ON THE
Roof
MAY 22 - JULY 7

THE PHOENIX THEATRE COMPANY
PHOENIXTHEATRE.COM



COUNTRY SPECIAL EVENT
NIGHT
JULY 12

A vs Blue Jays

*** THE HONDO ***
RODEO FEST
NOVEMBER 7-9 2024 / CRANE FIELD - PHOENIX, AZ

DBACKS.COM/COUNTRY



BACK TO OUR ROOTS
**PRESCOTT'S 4TH -
FREEDOM, FUN & FIREWORKS**

SPONSORED BY:
Findlay Prescott **Bucky's CASINO**
BUICK HYUNDAI
UP2 PRODUCTIONS
Experience Prescott
True West. Real Adventure.



FRI, JUL 12 - JUL 14
**Star Wars, Marvel & DC Comics Expo:
Phoenix**
Renaissance Phoenix Downtown Hotel · P...




RINGLING
BROS. AND BARNUM & BAILEY
FOOTPRINT CENTER
JULY 5 - 7
Ringling.com
©2024 Feld Entertainment, Inc.



DESERT RIDGE
ROCK PUB • KITCHEN
COPPER BLUES **BOYS OF SUMMER**
INCREDIBLE TRIBUTE TO THE EAGLES
ABSOLUTELY FREE

JULY 18
DESERT RIDGE AZ
20 YEAR ANNIVERSARY

HU, JUL 18 AT 8 PM



Recipe of the Month

Triple Berry No-Bake Cheesecake

INGREDIENTS:

CRUST:

1-1/2 cups graham cracker crumbs
1/3 cup packed brown sugar
1/2 teaspoon ground cinnamon
1/2 cup butter, melted

FILLING:

2 packages (8 oz. each) cream cheese, softened
1/3 cup sugar
2 teaspoons lemon juice
2 cups heavy whipping cream

TOPPING:

2 cups sliced fresh strawberries
1 cup fresh blueberries
1 cup fresh raspberries
2 tablespoons sugar

DIRECTIONS:

In a small bowl, mix cracker crumbs, brown sugar and cinnamon; stir in butter. Press onto bottom and one inch up side of an ungreased 9-in springform pan. Refrigerate 30 minutes.

In a large bowl, beat cream cheese, sugar and lemon juice until smooth. Gradually add cream; beat until stiff peaks form. Transfer to prepared crust. Refrigerate, covered, overnight.

In a bowl, gently toss berries with sugar. Let stand until juices are released from berries, about 15-30 minutes.

With a knife, loosen side of cheesecake from pan; remove rim. Serve cheesecake with topping.



Calling All Ads!

Montevista Community Corner Newsletter

Advertising Rates and Dimensions

Full page (8.5" x 11")	\$140.00/mo.
One-half page (8.5" x 5.5")	\$90.00/mo.
One-fourth page (4.25" x 5.5")	\$60.00/mo.
One-eighth page (4.25" x 2.75")	\$40.00/mo.
Standard business card (3.5" x 2")	\$30.00/mo.

Newsletters are emailed to our 302 residences on a monthly basis. Order forms can be found on our website at mymontevista.com under the 'News' and 'Documents' section. Payments must be submitted in the form of a check made out to Montevista Community Association and received by mail at AZCMS along with the completed form by the 20th of the month prior to the next newsletter being published.

A minimum of three months is required for all newsletter advertising; however, new advertisers will be given an additional two months added to the end of their term free of charge. Ads can be purchased in three, six, nine or 12-month intervals and will be posted on our website, mymontevista.com, at no charge. Please do not subtract the two months from your payment.

Advertisements should be emailed to Lauren Polak at lpolak0125@gmail.com in a PDF format along with your order form. A copy of your check is also welcome in order to expedite the process of creating the newsletter.

If you have any questions or need additional assistance, please do not hesitate to contact me.

Thank you!

Lauren Polak
Montevista Community Corner Newsletter
602-421-4589

My Montevista Community Corner Newsletter Advertising Order Form

Resident Information

Resident Name: _____

Resident Business Name: _____

Phone: _____

Email Address: _____

Size of Ad: _____

First-time Advertisement: _____ Yes _____ No

Duration of Ad (three-month minimum): _____

Amount Enclosed (first two months at no charge): \$_____

Check No: _____

Please make checks payable to: Montevista Community Association
Attn: Frank Puma
15300 N. 90th Street, Suite 800
Scottsdale, AZ 85260

Advertisements must be submitted in a camera-ready PDF format only. These can be emailed along with a copy of this form to Lauren Polak at lpolak0125@gmail.com. Payments should be mailed along with this form to the above address.

Please contact Lauren Polak at 602-421-4589 or Frank Puma at 480-355-1190 with any questions.

Thank you!

Montevista Community Corner Newsletter Advertising