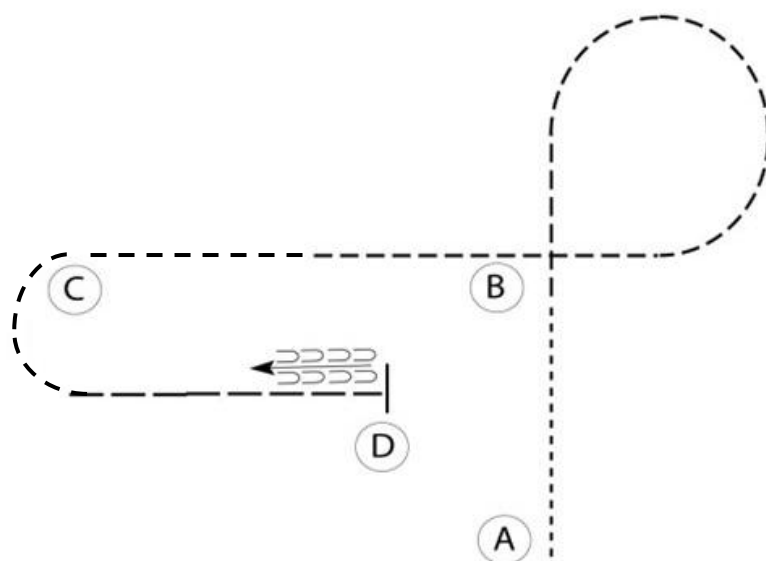


Colorado POA Open Show

Bareback Horsemanship is Railwork Only, No Pattern

Leadline Horsemanship (W/J) is Railwork Only, No Pattern

Western Horsemanship 9&U, W-T (All Ages)

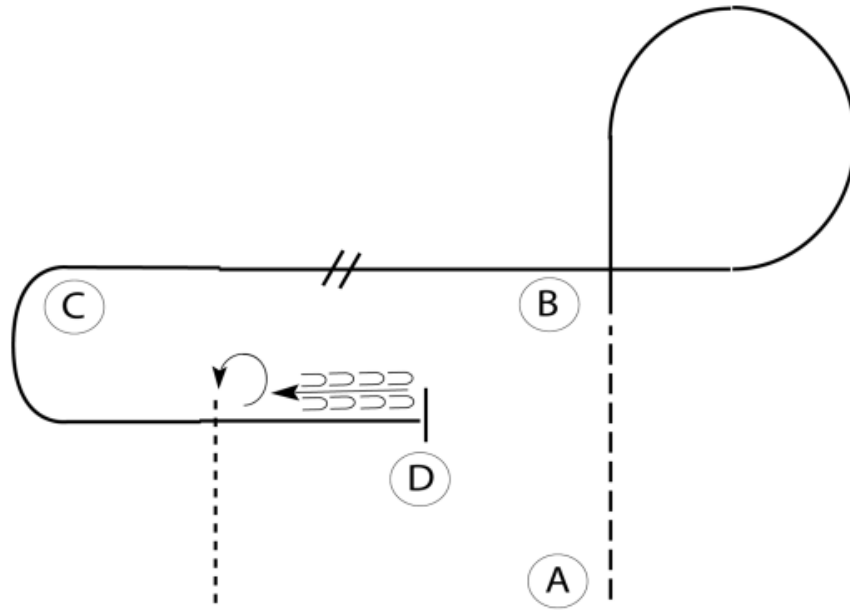


1. Walk from A to B.
2. At B, jog a circle to the right as shown.
3. Continue jogging past B and around C.
4. From C, extend the jog to D.
5. At D, stop and back 4 steps.

Follow the instructions of the ring steward.

Colorado POA Open Show

Western Horsemanship 10-13

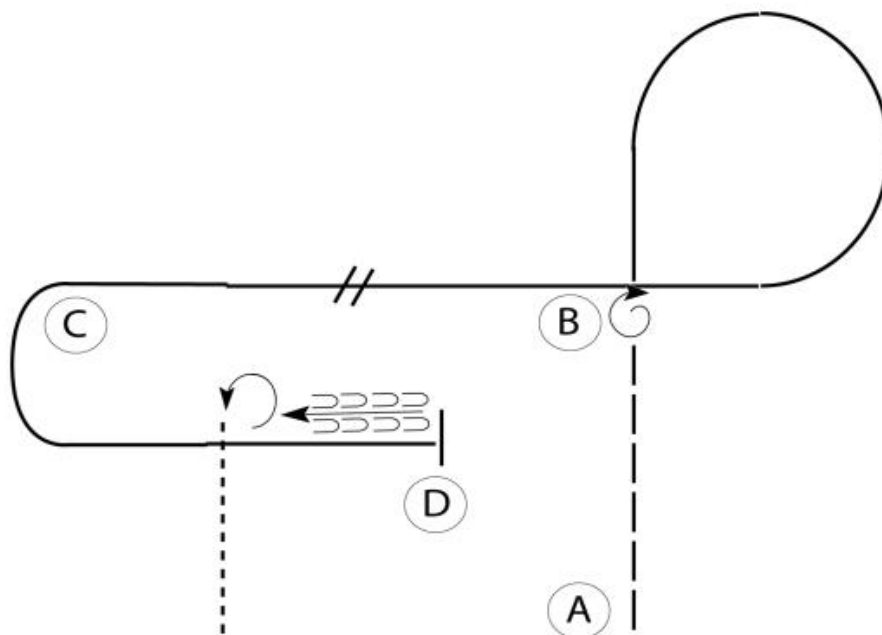


1. Jog from A to B.
2. At B, lope a circle on the right lead.
3. Halfway between B and C, perform a lead change.
4. Lope on the left lead around C to D.
5. At D, stop and back 4 steps.
6. Perform a 270 degree turn to the left and walk off.

Follow the instructions of the ring steward.

Colorado POA Open Show

Western Horsemanship 14-18, 19&O

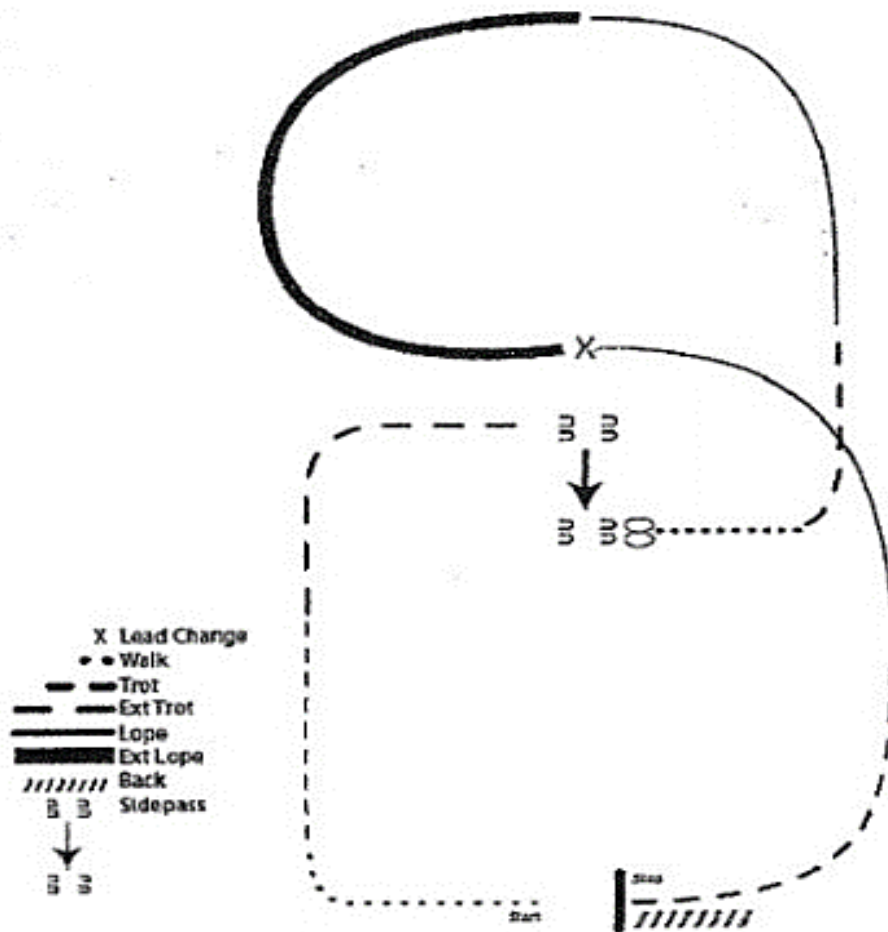


1. Extend the jog from A to B.
2. Stop at B, and perform a 360 turn to the right.
3. Lope a circle to the right on the right lead.
4. Halfway between B and C, perform a lead change.
5. Lope on the left lead around C to D.
6. At D, stop and back 4 steps.
7. Perform a 270 degree turn to the left and walk off.

Follow the instructions of the ring steward.

Colorado POA Open Show

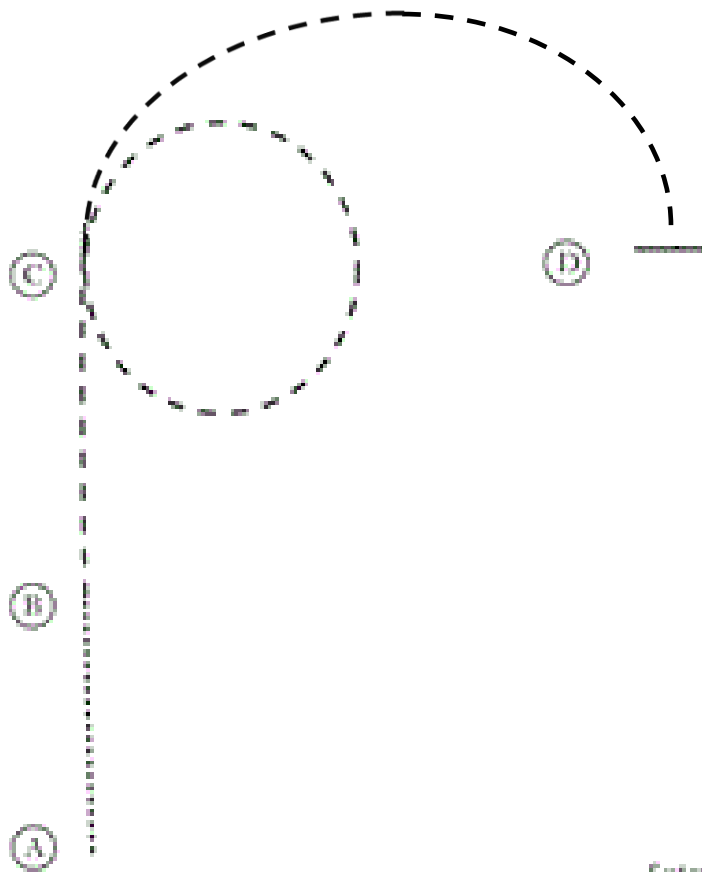
Ranch Riding 18&U, 19&0



1. Walk to the left around corner of arena
2. Trot
3. Extended trot along the side of arena and around corner to center
4. Stop, sidepass right
5. 360 degree turn each direction, either way first (R-L or L-R)
6. Walk
7. Trot
8. Lope left lead
9. Extended lope
10. Change leads (simple or flying)
11. Collect to a lope
12. Extended trot
13. Stop and back

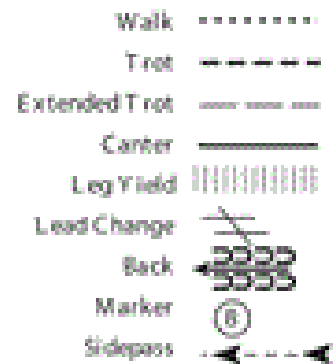
Colorado POA Open Show

Hunt Seat Equitation 9&U, W/T (All Ages)



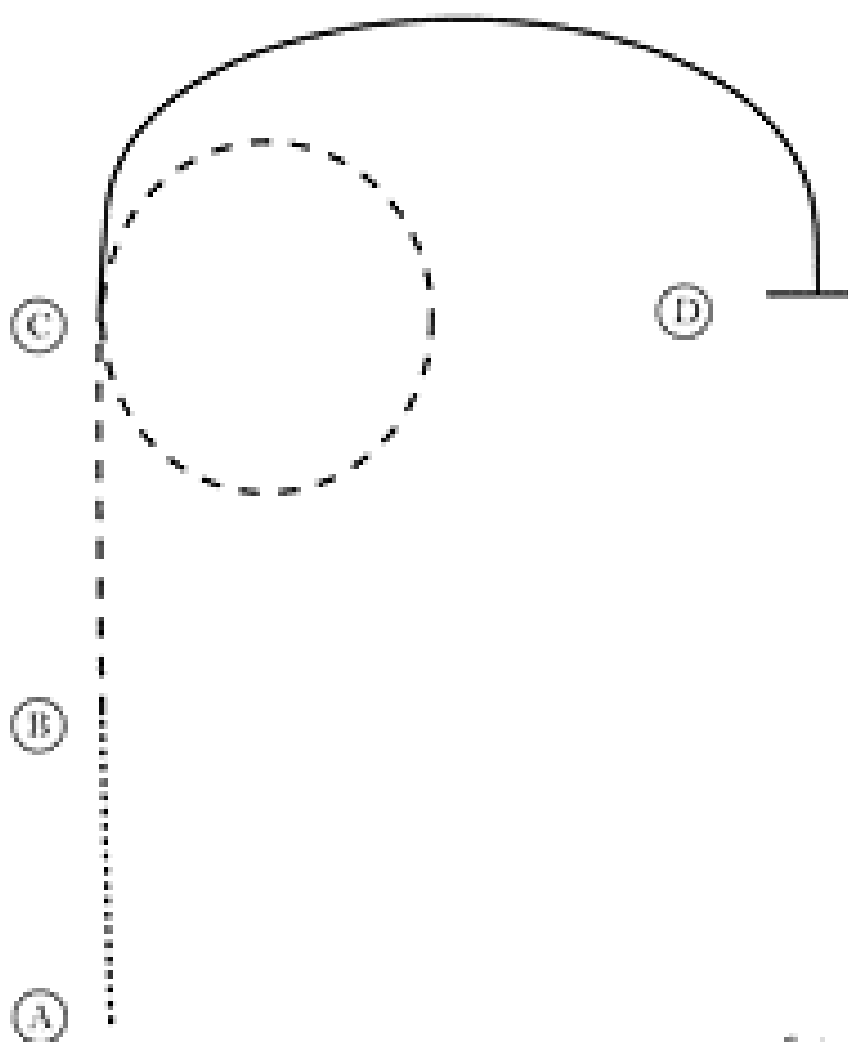
1. Walk A to B.
2. At B, posting trot on the right diagonal to C.
3. At C, sitting trot circle to the right.
4. At C, posting trot on the left diagonal to D.
5. Stop at D.

Follow the instructions of the ring steward.



Colorado POA Open Show

Hunt Seat Equitation 10-13



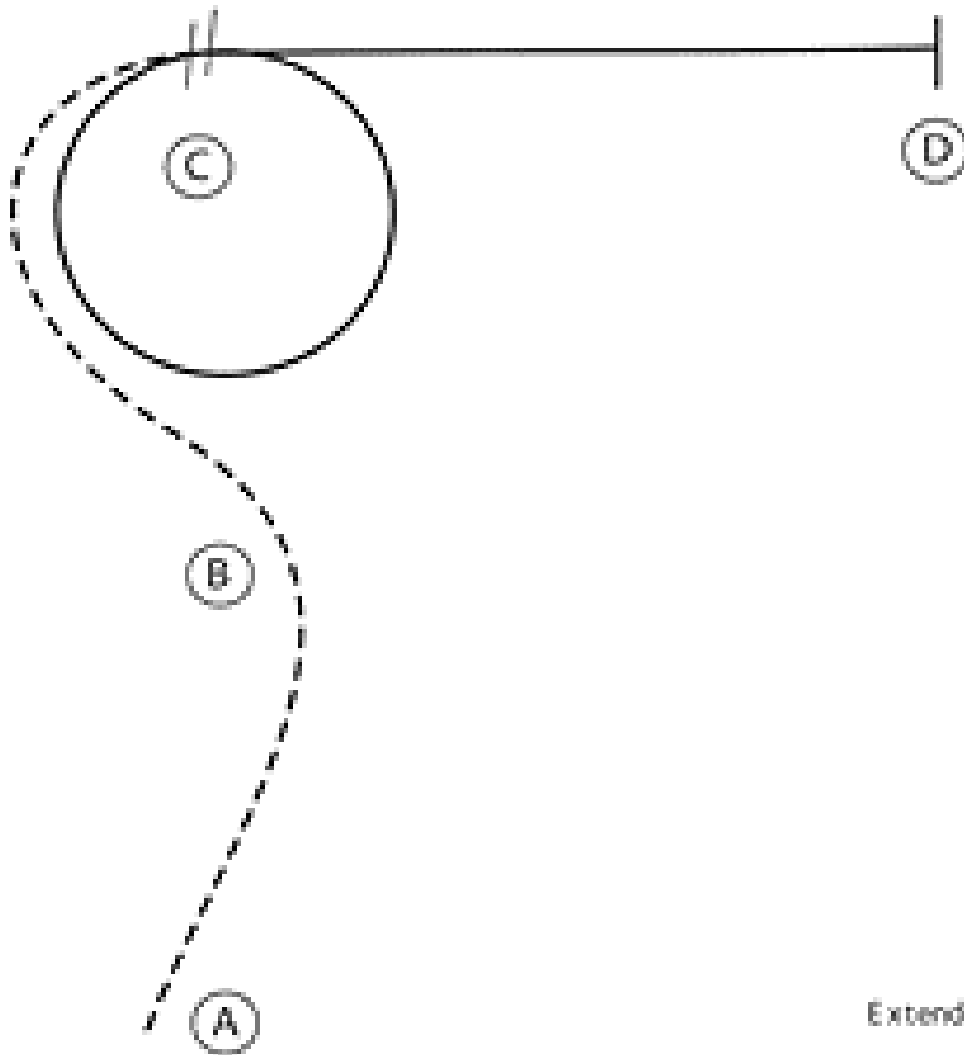
1. Walk A to B.
2. At B, posting trot on the right diagonal to C.
3. At C, posting trot a circle on the left diagonal.
4. At C, canter on the right lead to D.
5. Stop at D.

Follow the instructions of the ring steward.

Walk
Trot	-----
Extended Trot	=====
Canter	—————
Leg Yield	
Lead Change	↙↘
Back	←←←← →→→→
Marker	Ⓚ
Sidepass	←-----→

Colorado POA Open Show

Hunt Seat Equitation 14-18, 19&O



1. Posting trot A to B on the right diagonal.
2. At B, change diagonals and continue at a posting trot to the top of C.
3. At C, canter a circle on the right lead.
4. At C, change leads and canter to D on the left lead.
5. Stop at D.

Walk
Trot	-----
Extended Trot	-----
Canter	=====
Leg Yield	
Lead Change	
Back	
Marker	(B)
Sidepass	

Follow the instructions of the ring steward.