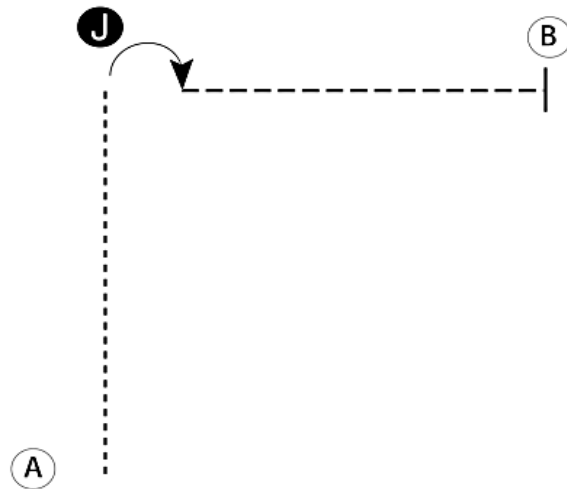


2022 WEST WORLD POA SHOW

Leadline Showmanship (W/T), Showmanship 9 & U



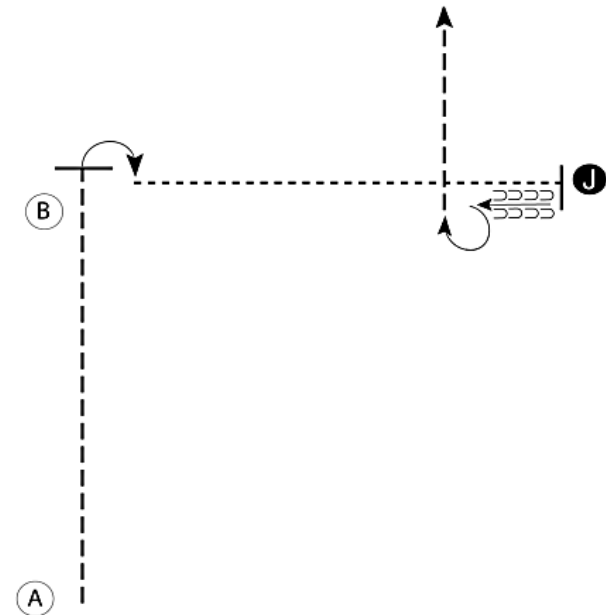
Be ready at A.

1. Walk from A to Judge.
2. Stop and set up for inspection.
3. When dismissed, perform a 90 degree turn.
4. Trot away from judge to B.
5. Stop at B.
6. Follow the instructions of your ring steward.

Walk -----
Trot -----
Back ← ㄣㄣㄣㄣ
Marker (B)
Judge (J)

2022 WEST WORLD POA SHOW

Showmanship 10-13, 14-18

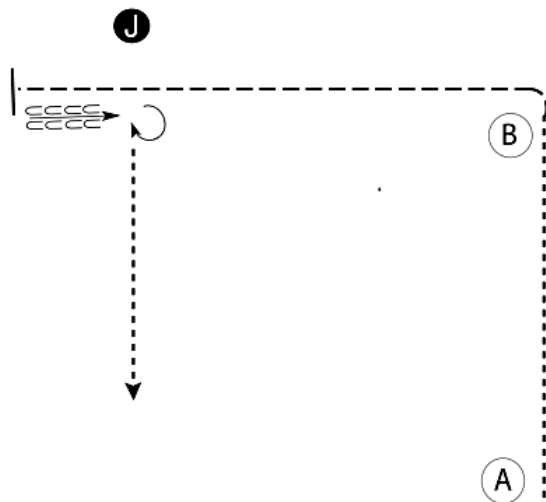


1. Begin at A. Trot from A past B
2. Stop and perform a 90 degree turn
3. Walk to the Judge, stop and set up for inspection
4. When dismissed back one horse length and perform a 270 degree turn
5. Trot to the line-up

Walk -----
Trot -----
Back ← ㄣㄣㄣㄣ
Marker (B)
Judge (J)

2022 WEST WORLD POA SHOW

Showmanship 19 & O, 45 & O



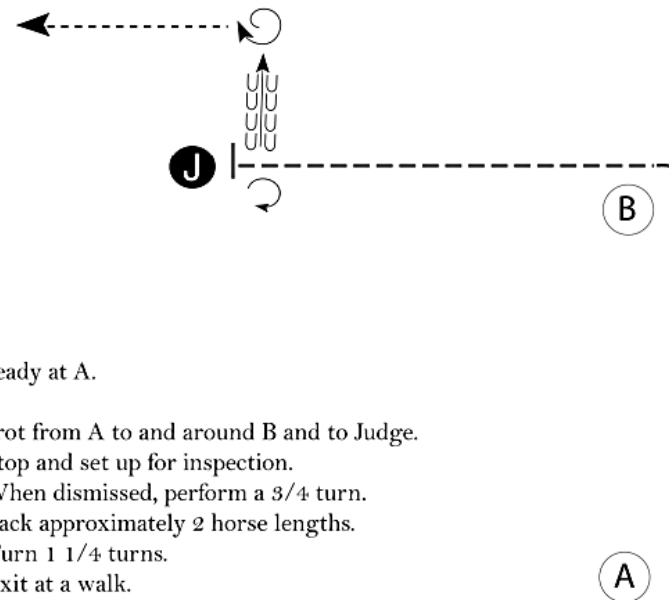
Be ready at A.

1. Walk to B.
2. Trot around B and past judge.
3. Stop past judge and back until hind end of horse is even with judge.
4. Turn 270 degrees and set up for inspection.
5. When dismissed, walk straight away from judge.

Walk -----
 Trot -----
 Back ←
 Marker (B)
 Judge (J)

2022 WEST WORLD POA SHOW

Adult Non-Pro Showmanship (both divisions)



Be ready at A.

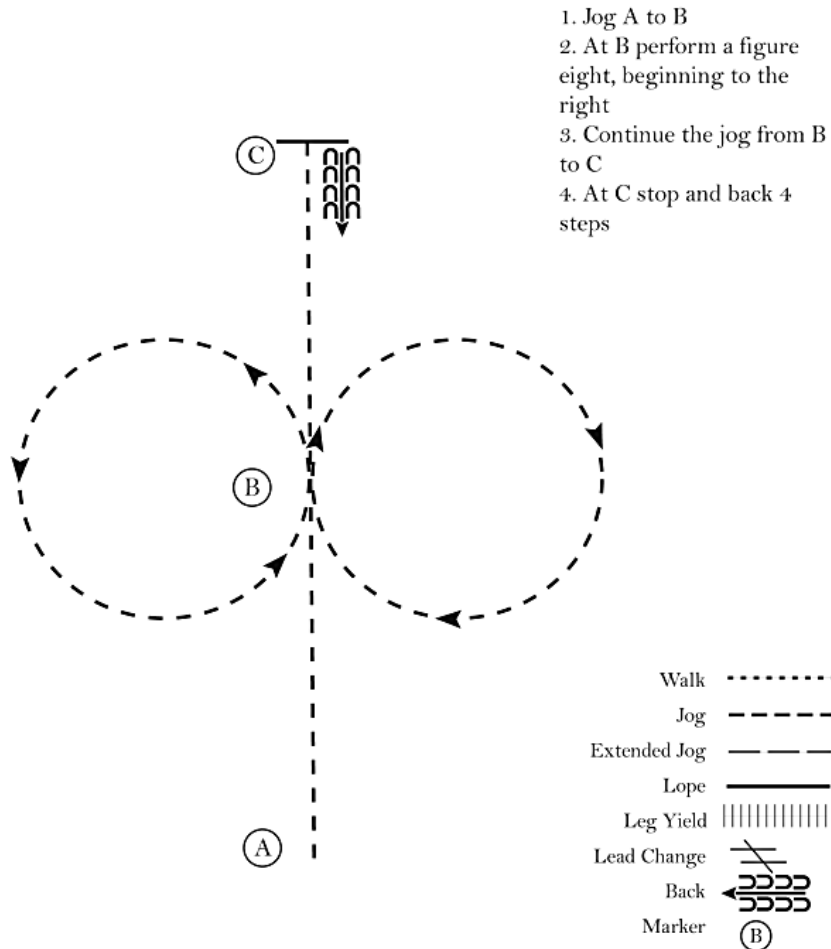
1. Trot from A to and around B and to Judge.
2. Stop and set up for inspection.
3. When dismissed, perform a 3/4 turn.
4. Back approximately 2 horse lengths.
5. Turn 1 1/4 turns.
6. Exit at a walk.

Follow the instructions of your ring steward.

Walk -----
 Trot -----
 Back ←
 Marker (B)
 Judge (J)

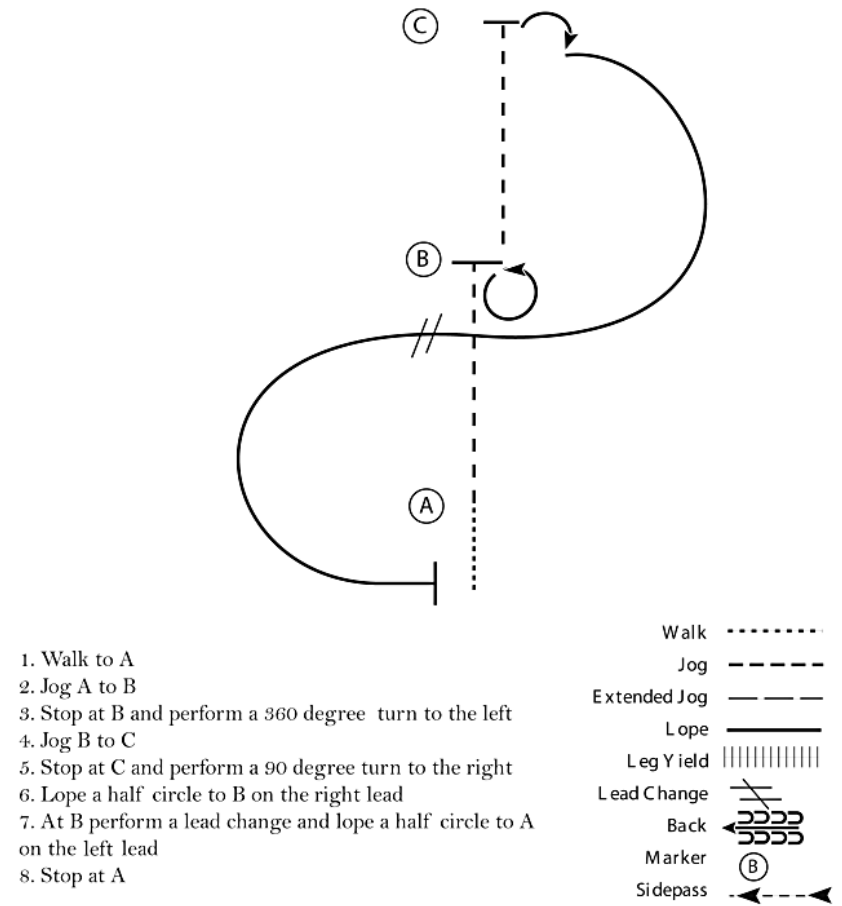
2022 WEST WORLD POA SHOW

Bareback Horsemanship 9 & U



2022 WEST WORLD POA SHOW

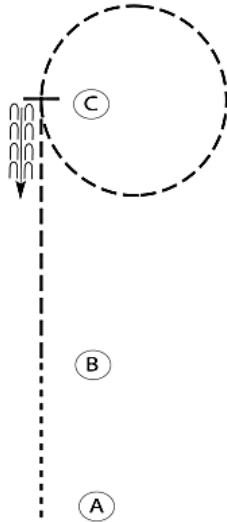
Bareback Horsemanship 10-13, 14-18



2022 WEST WORLD POA SHOW

Leadline Horsemanship (W/J) is rail work only, no pattern

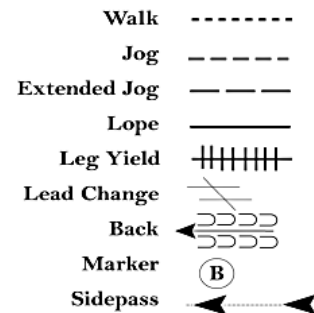
Western Horsemanship 9 & U



Be ready at A.

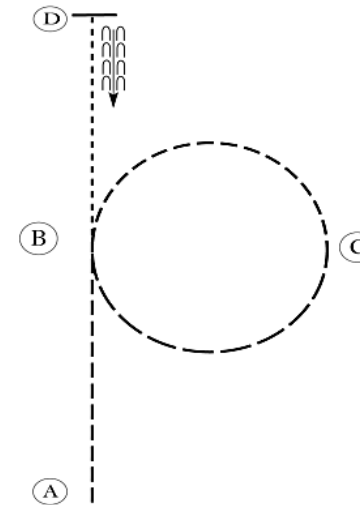
1. Walk from A to B.
2. Jog from B to C.
3. Even with C, jog a circle to the right.
4. Stop at C and back one horse length

Retire to the rail or line up at a jog.



2022 WEST WORLD POA SHOW

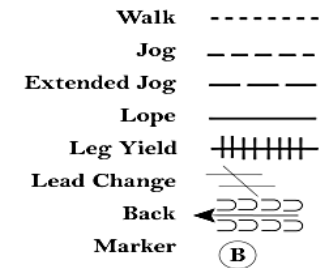
Western Horsemanship W-T 18 & U, W-T 19 & O Adult Non-Pro (W/J)



Be ready at A.

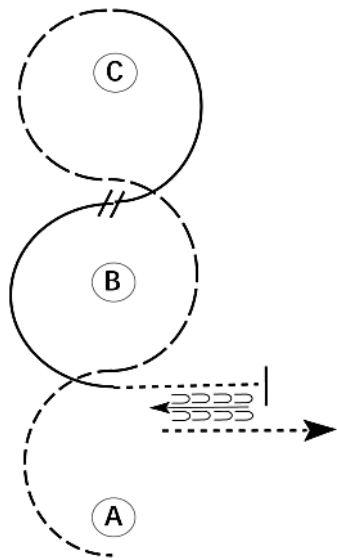
1. Jog to B.
2. Continue the jog in a half circle to C.
3. Extend the jog from C to B.
4. Walk from B to D.
5. Stop at D and back approximately one horse length.

Follow the instructions of your ring steward.



2022 WEST WORLD POA SHOW

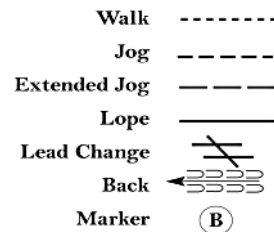
Western Horsemanship 10-13, 14-18



Be ready at A.

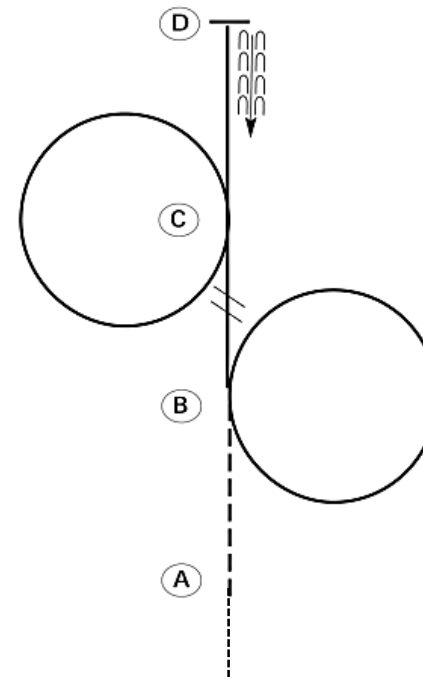
1. Jog in a half circle until between A and B.
2. Extend the jog around B and C as shown.
3. Lope on the right lead in a half circle until between C and B.
4. Perform a simple lead change.
5. Lope on the left lead in a half circle until between B and A.
6. Walk approximately 2 horse lengths.
7. Stop and back approximately one horse length then walk straight away.

Follow the instructions of your ring steward.



2022 WEST WORLD POA SHOW

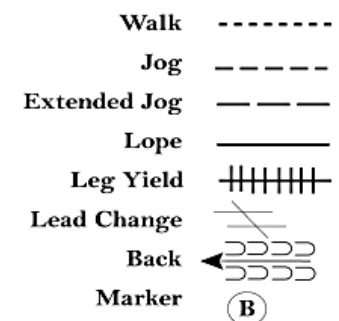
Western Horsemanship 19 & O, 45 & O,
Adult Non-Pro (W/J/L)



Be ready before A.

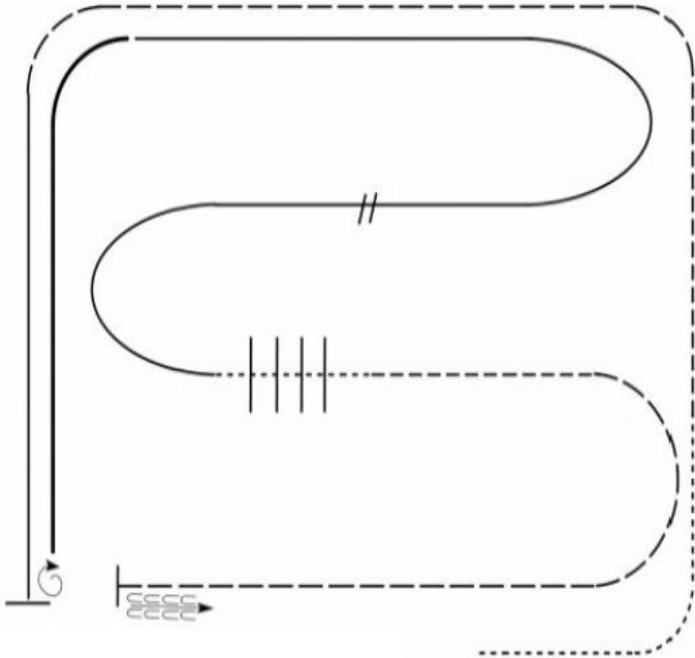
1. Walk to A.
2. Jog from A to B.
3. Lope a circle to the right at B.
4. Change leads halfway between B and C.
5. Lope a circle to the left at C.
6. Continue to lope to D.
7. Stop at D and back one horse length.

Retire to the lineup at a jog.



2022 WEST WORLD POA SHOW

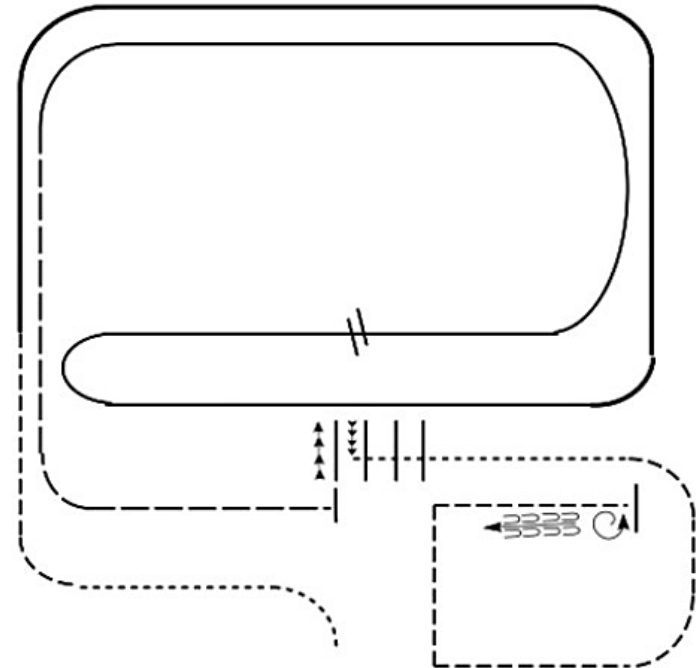
Ranch Riding 18 & U – Pattern 2



1. Walk
2. Trot
3. Extended trot
4. Lope left lead
5. Stop, 1-1/2 turn right
6. Extended lope
7. Collect to a working lope, right lead
8. Change leads (simple or flying)
9. Walk
10. Walk over logs
11. Trot
12. Extended trot
13. Stop and back

2022 WEST WORLD POA SHOW

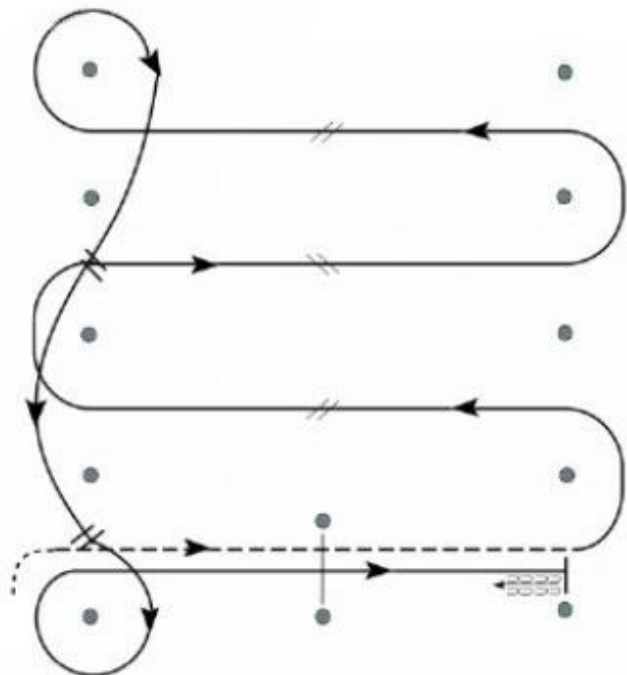
Ranch Riding 19 & O – Pattern 5



1. Walk
2. Trot
3. Extended lope right lead
4. Lope right lead
5. Change leads (simple or flying)
6. Lope left lead
7. Extended trot
8. Stop. Sidepass log left, sidepass right halfway
9. Walk over logs
10. Walk
11. Trot square
12. Stop, 360 degree turn left, back

2022 WEST WORLD POA SHOW

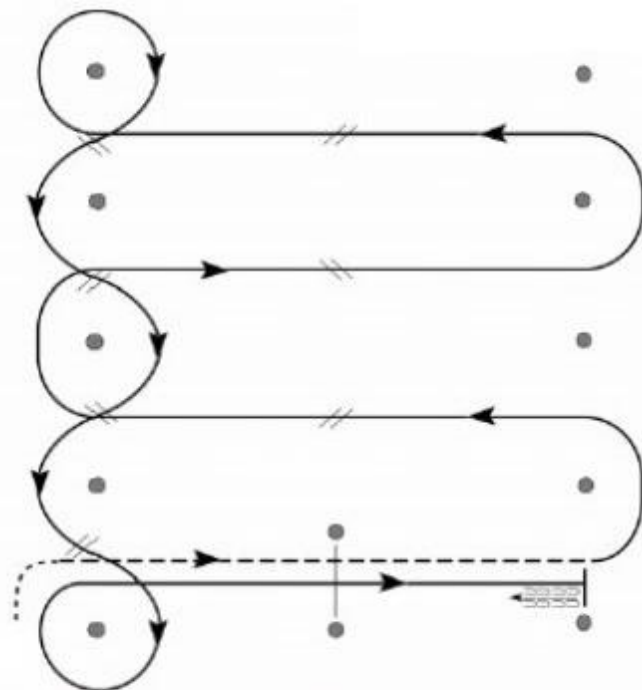
Western Riding 13 & U – Pattern 5



1. Walk at least 15' to first marker, transition to jog, jog over log.
2. Transition to left lead lope.
3. First crossing change.
4. Second crossing change.
5. Third crossing change.
6. Circle and first line change.
7. Second line change and circle.
8. Lope log.
9. Stop and back.

2022 WEST WORLD POA SHOW

Western Riding 14-18 – Pattern 2



1. Walk, transition to jog, jog over log.
2. Transition to the lope, on the left lead.
3. First crossing change.
4. Second crossing change.
5. Third crossing change.
6. Circle and first line change.
7. Second line change.
8. Third line change.
9. Fourth line change and circle.
10. Lope log.
11. Lope, stop and back.

2022 WEST WORLD – Reining patterns are in the rulebook and will be posted by the arena.

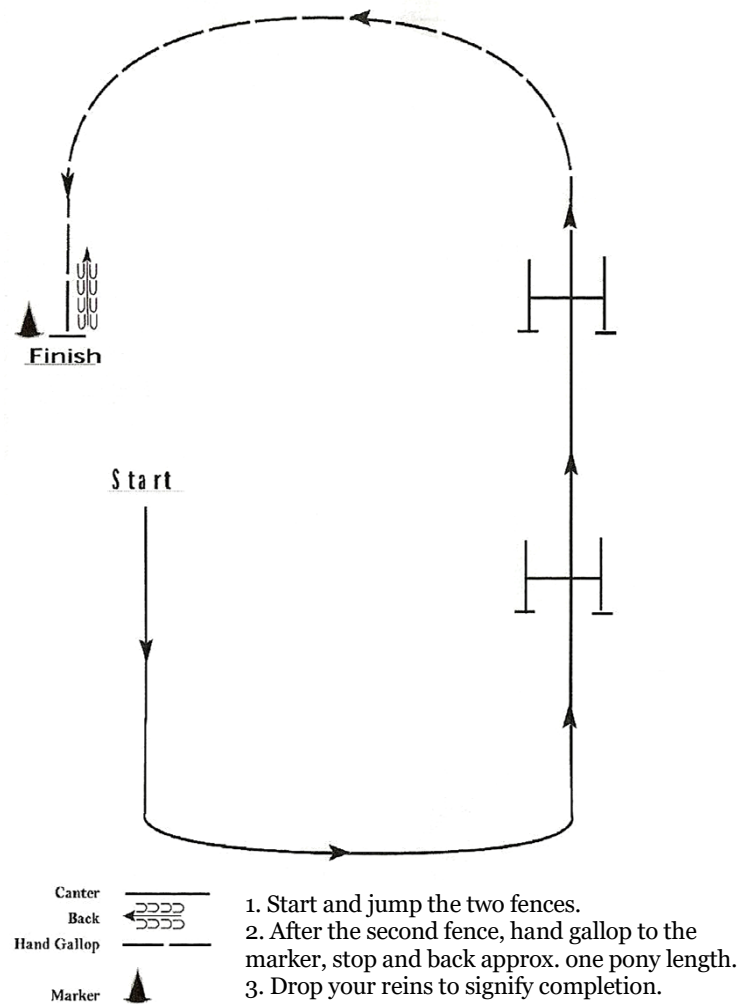
Pattern 5 -- 9 & Under

Pattern 9 -- 10-13, JPFC

Pattern 8 -- 14-18, 19 & Over

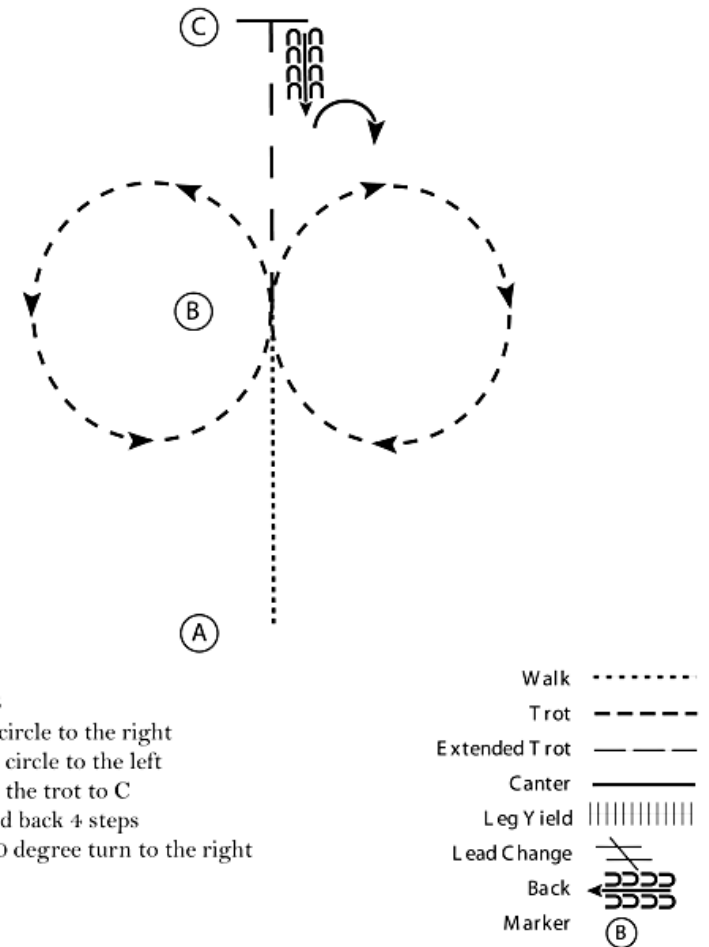
2022 WEST WORLD POA SHOW

Hunter Hack – All Ages



2022 WEST WORLD POA SHOW

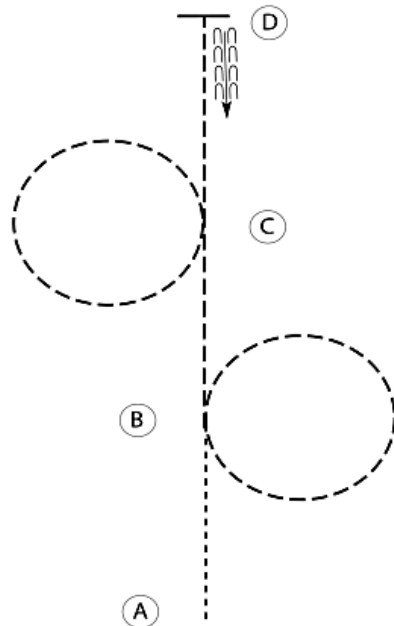
Hunt Seat Equitation 9 & U (W/T)



2022 WEST WORLD – Jumping/Hunter Over Fences patterns are w/ Regional patterns (earlier in the pattern book).

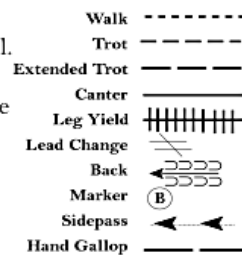
2022 WEST WORLD POA SHOW

W/T HSE 18 & U, W/T HSE 19 & O
Adult Non-Pro (W/T Division)



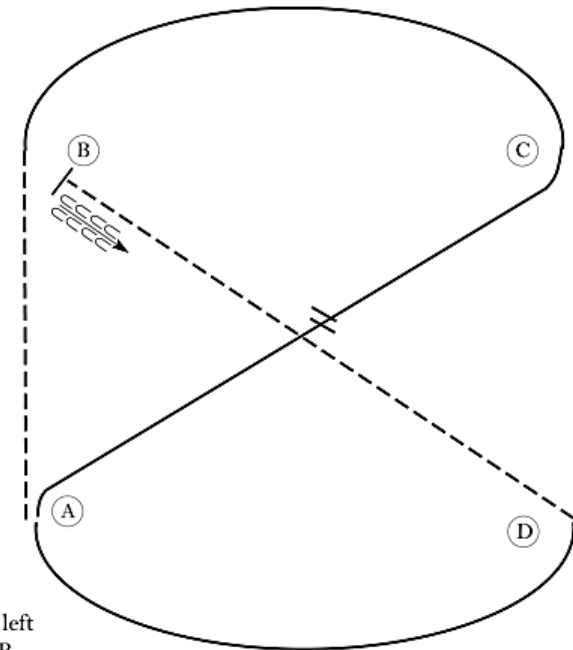
Be ready at A.

1. Walk from A to B.
2. At B, posting trot circle to the right on proper diagonal.
3. Continue posting trot to C.
4. Change diagonals at C and perform a posting trot circle to the left on the proper diagonal.
5. After returning to C, sitting trot from C to D.
6. At D, stop and back approximately one horse length.



2022 WEST WORLD POA SHOW

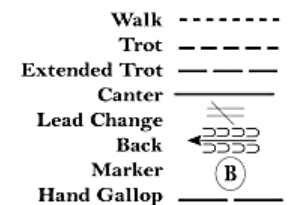
Hunt Seat Equitation 10-13, 14-18



Be ready at A.

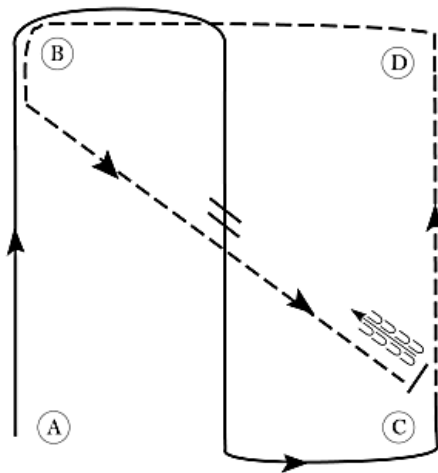
1. Trot on the left diagonal to B.
2. Canter on the right lead to and around C and half way to A.
3. Perform a simple lead change between C and A.
4. Canter around A and to D.
5. Trot on the right diagonal from D to B.
6. Stop at B and back approximately one horse length.

Walk off and follow the directions of your ring steward.



2022 WEST WORLD POA SHOW

Hunt Seat Equitation 19 & O, 45 & O,
Adult Non-Pro (W/T/C)



Be ready at A.

1. Canter on the right lead to and around B.
2. Halfway between B and C, change leads.
3. Canter on left lead to and around C.
4. Posting trot on the left diagonal from C to D.
5. At D, change diagonals and continue to trot to B.
6. At B, sitting trot to C.
7. Stop and back one horse length at C.

Walk ————

Trot ————

Extended Trot ————

Canter ————

Leg Yield |||||

Lead Change \ /

Back

Marker (B)

Sidstep

Hand Gallop