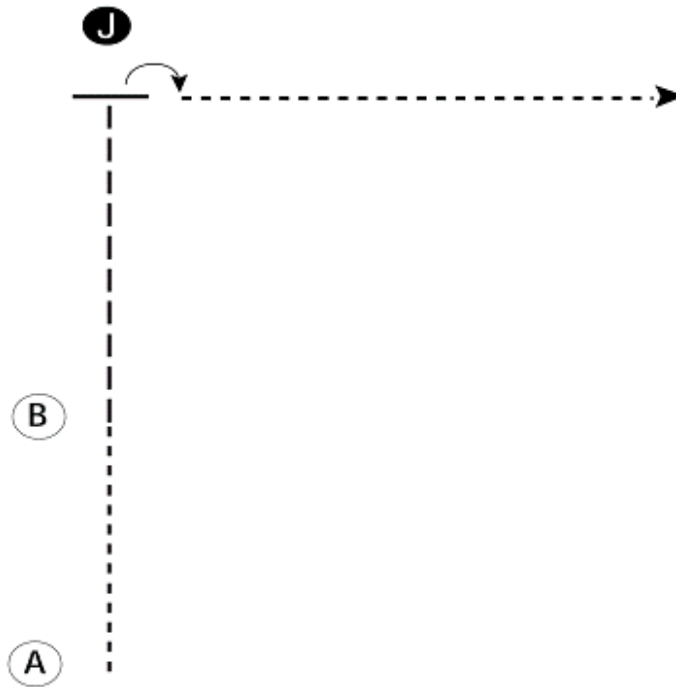


# Leadline Showmanship 6&U (Walk Only)

## Showmanship 9&U

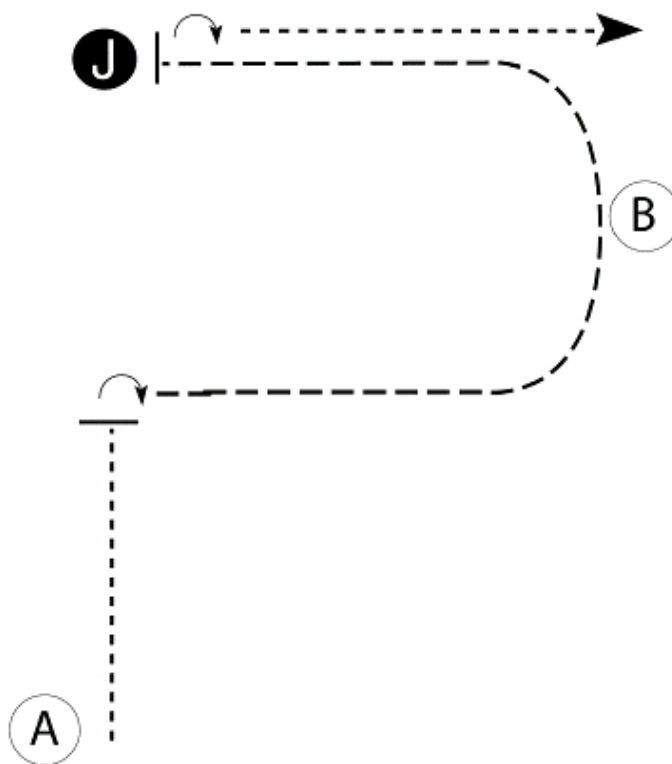


Be ready at A.

1. Walk from A to B.
2. Trot from B to the judge.
3. Stop and set up for inspection.
4. When dismissed, turn 90 degrees.
5. Walk away from judge and follow the instructions of your ring steward.

Walk	-----
Trot	- - - - -
Back	←
Marker	ⓑ
Judge	ⓙ

# Showmanship 10-13



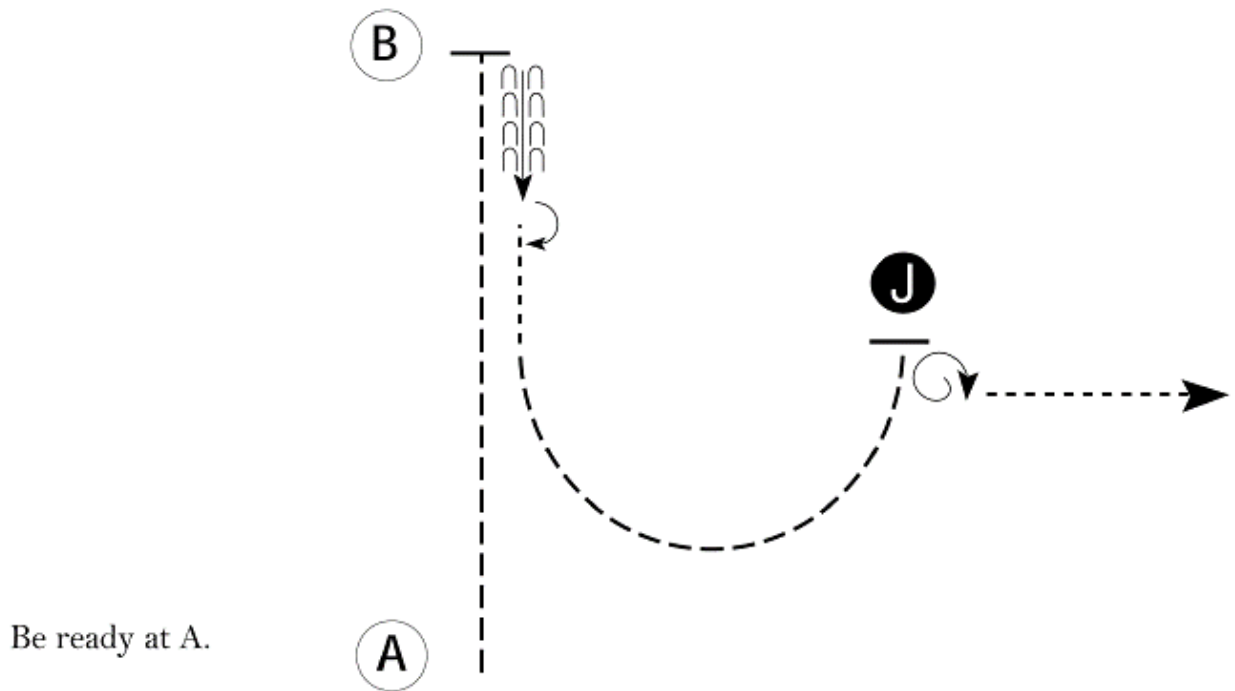
Be ready at A.

1. When acknowledged, walk halfway to judge.
2. Stop and perform a 90 degree turn.
3. Trot around to judge as shown.
4. Stop and set up for inspection.
5. When dismissed, perform a 180 degree turn.
6. Walk straight away to exit.

Follow the instructions of your ring steward.

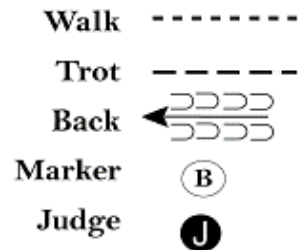
Walk	-----
Trot	- - - - -
Back	← ⊃ ⊃ ⊃ ⊃
Marker	⊙ B
Judge	● J

# Showmanship 14-18, 19&O



1. Trot from A to B.
2. Stop at B and back approx. one horse length.
3. Perform a 180 degree turn.
4. Walk until even with judge, then trot a half circle to judge.
5. Stop and set up for inspection.
6. When dismissed, perform a 1-1/4 turn and walk straight away.

Follow the instructions of your ring steward.



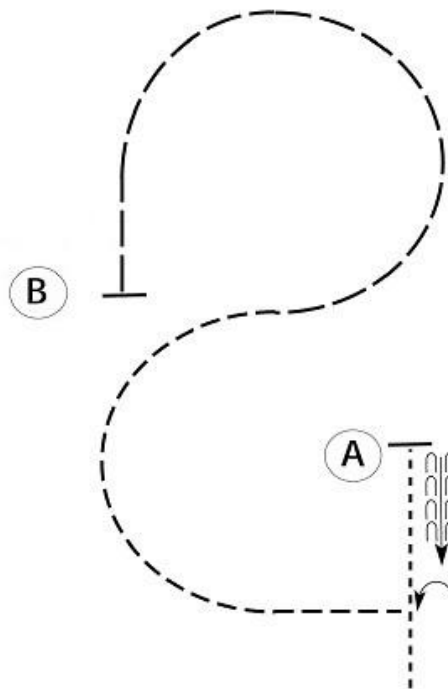
# Leadline Horsemanship 6&U (W/J)

(Railwork only, no pattern)

---

## Walk-Trot Western Horsemanship (All Ages)

### Western Horsemanship 9&U (W/J)



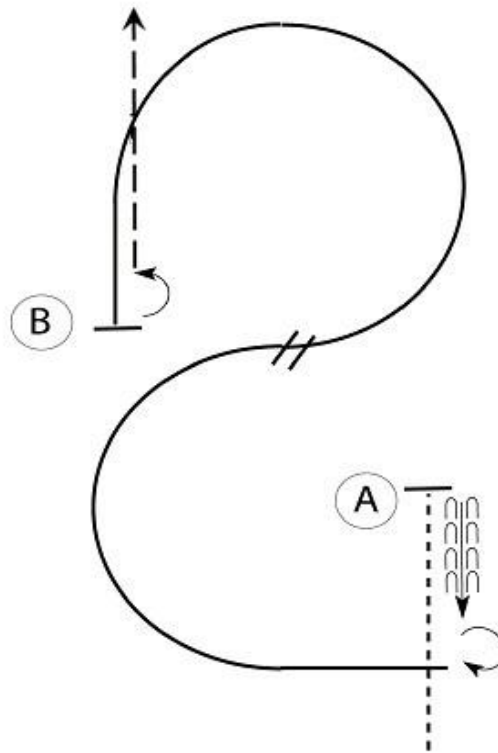
Be ready before A.

1. Walk to A.
2. Stop and back approx. one horse length.
3. Perform a 90 degree turn to the left and jog a half circle.
4. Extend the jog in a half circle to B.
5. Stop at B.

Follow the instructions of your ring steward.

Walk	-----
Jog	- - - - -
Extended Jog	— — — —
Lope	—————
Leg Yield	
Lead Change	↘
Back	← 3 3 3 3 3
Marker	⊙ B

# Western Horsemanship 10-13, 14-18, 19&O



Be ready before A.

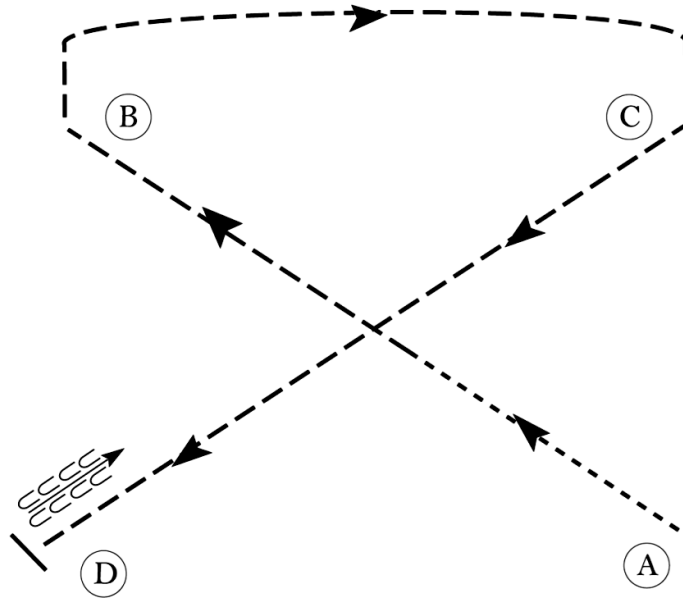
1. Walk to A.
2. Stop and back approx. one horse length.
3. Perform a 270 degree turn to the right.
4. Lope on the right lead in a half circle.
5. Change leads and lope on the left lead to B.
6. At B, stop and perform a 180 degree turn to the left.
7. Jog to the lineup or exit.

Follow the instructions of your ring steward.

Walk	-----
Jog	-----
Extended Jog	-----
Lope	-----
Leg Yield	+++++
Lead Change	-----
Back	←-----
Marker	ⓑ

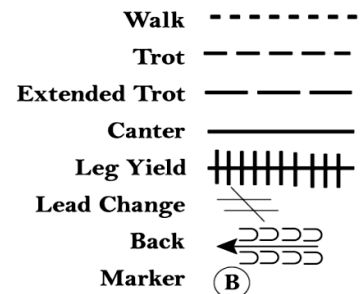
# Walk-Trot Hunt Seat Equitation (All Ages)

## Hunt Seat Equitation 9&U (W/T)

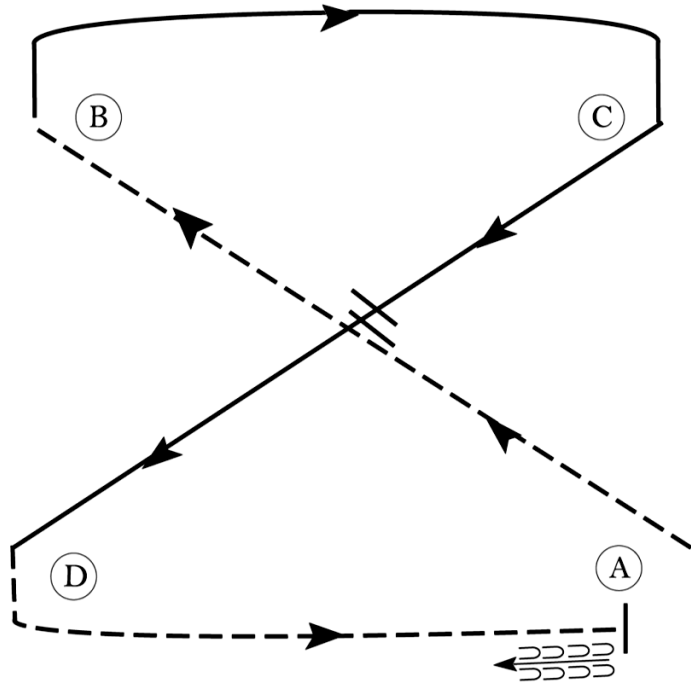


Be ready at A.

1. Walk 1/2 way to B.
2. Posting trot on the left diagonal to B.
3. Sitting trot to C.
4. Posting trot on the right diagonal to D.
5. Halt at D and back approximately one horse length.

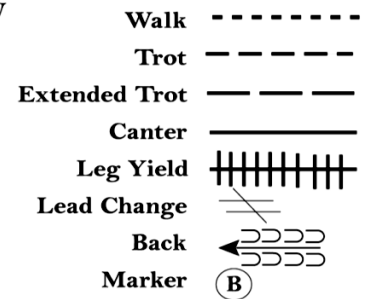


# Hunt Seat Equitation 10-13, 14-18, 19&O

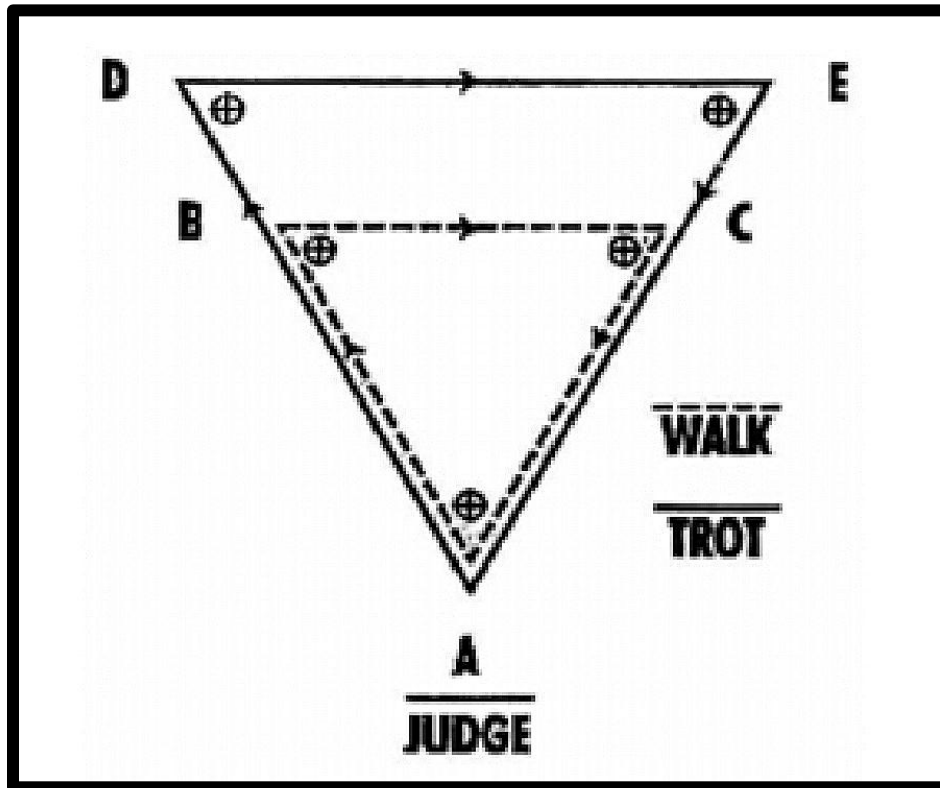


Be ready at A.

1. Posting trot on the left diagonal to B.
2. Canter on the right lead to and around C and 1/2 way to D.
3. Change leads and canter to D.
4. Posting trot on the right diagonal to A.
5. Halt at A and back approximately one horse length.



## Hunter in Hand 18&U, 19&O



1. Approach the judge and set up for inspection in the “open” position (an offset stance with all four legs visible by the judge standing on either side).
2. At the judge’s request, lead the pony at a walk around the small triangle ABCA.
3. Continue on at a trot around the large triangle ADEA.

