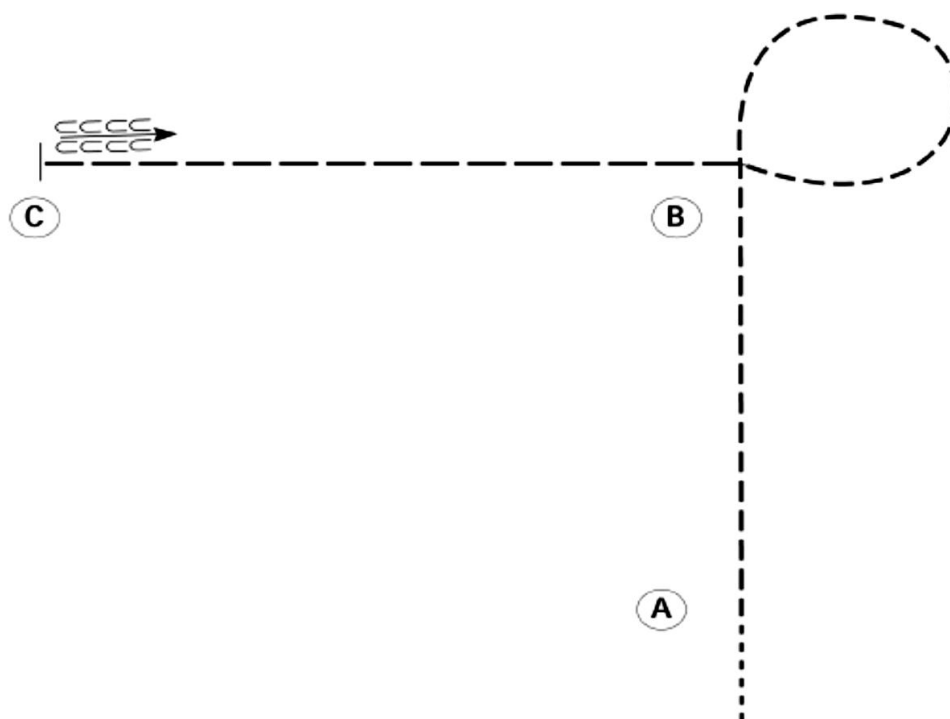


# Colorado POA Open Show

## *Leadline Horsemanship (W/J) – No Pattern, Railwork Only*

### Western Horsemanship 9&U, W-T (All Ages)



Be ready before A.

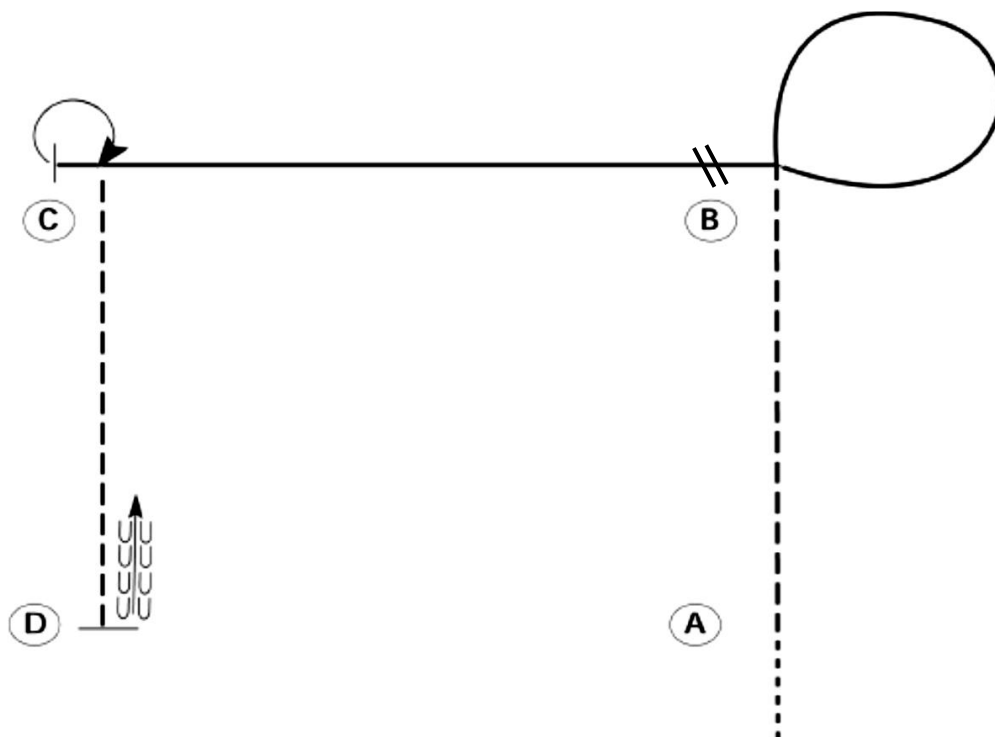
1. Walk to A.
2. Jog to B.
3. Jog a circle to the right.
4. Extend the jog from B to C.
5. Stop at C and back approximately one horse length.

Follow the instructions of your ring steward.

Walk	-----
Jog	-----
Extended Jog	-----
Lope	-----
Leg Yield	
Lead Change	---/---
Back	←--->
Marker	ⓑ

# Colorado POA Open Show

Western Horsemanship 10-13, 14-18, 19&O



Be ready before A.

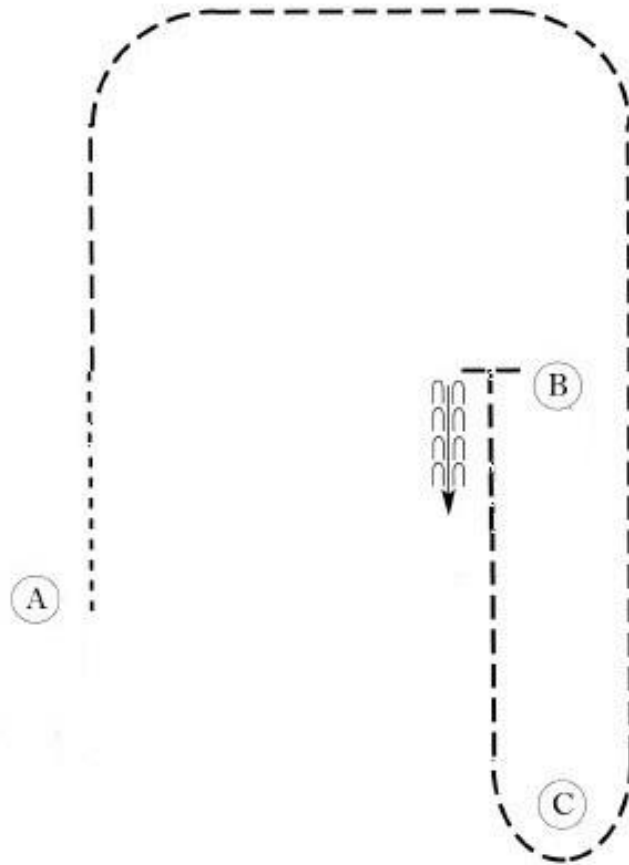
1. Walk to A.
2. Jog to B.
3. Lope on the right lead in a circle to the right.
4. Change leads at B and continue loping to C.
5. Stop and turn 270 degrees to the right.
6. Jog to D.
7. Stop at D and back approx. one horse length.

Follow the instructions of the ring steward.

<b>Walk</b>	-----
<b>Jog</b>	-----
<b>Extended Jog</b>	-----
<b>Lope</b>	-----
<b>Leg Yield</b>	
<b>Lead Change</b>	—/—
<b>Back</b>	← 3 3 3
<b>Marker</b>	(B)
<b>Sidepass</b>	←-----→

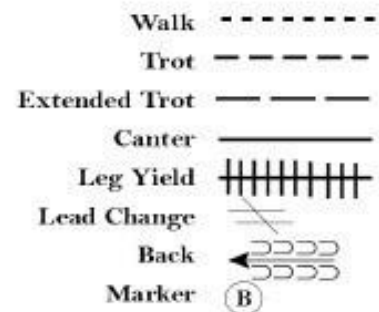
# Colorado POA Open Show

## Hunt Seat Equitation 9&U, W-T (All Ages)



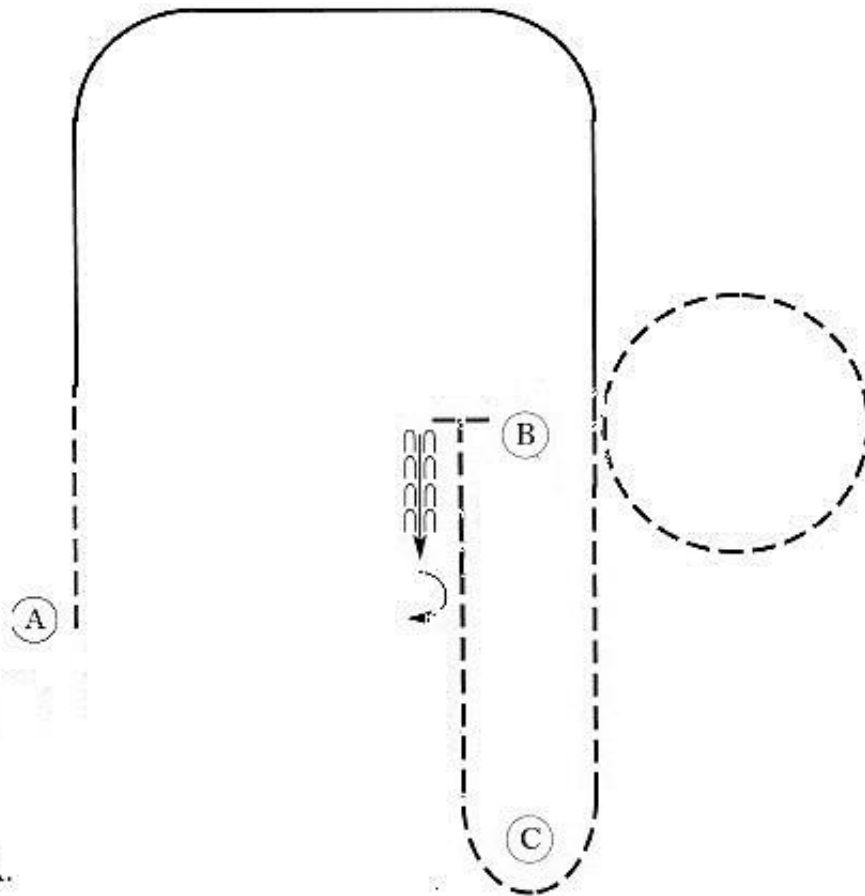
Be ready at A.

1. Walk until even with B.
2. Trot on the left diagonal around to B.
3. Sitting trot to and around C.
4. Trot on the right diagonal to B.
5. Stop and back approx. one horse length.



# Colorado POA Open Show

Hunt Seat Equitation 10-13, 14-18, 19&O



Be ready at A.

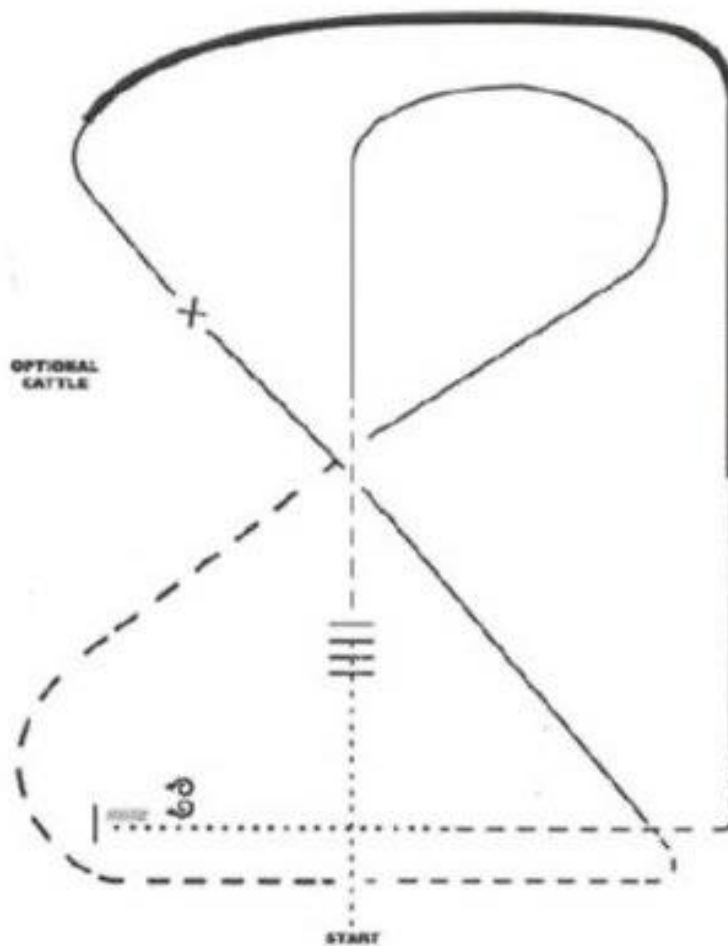
1. Sitting trot until even with B.
2. Canter on the right lead to B.
3. Trot a circle to the left on the correct diagonal.
4. Change diagonals and trot to and around C.
5. Continue to trot to B.
6. Stop and back approximately one horse length.
7. Perform a 180 degree turn to the right on the hindquarters

Walk	-----
Trot	- - - - -
Extended Trot	— — — —
Canter	—————
Leg Yield	
Lead Change	↙ ↘
Back	← ← ← ←
Marker	(B)

# Colorado POA Open Show

## Ranch Riding 18&U, 19&O

### PATTERN 6

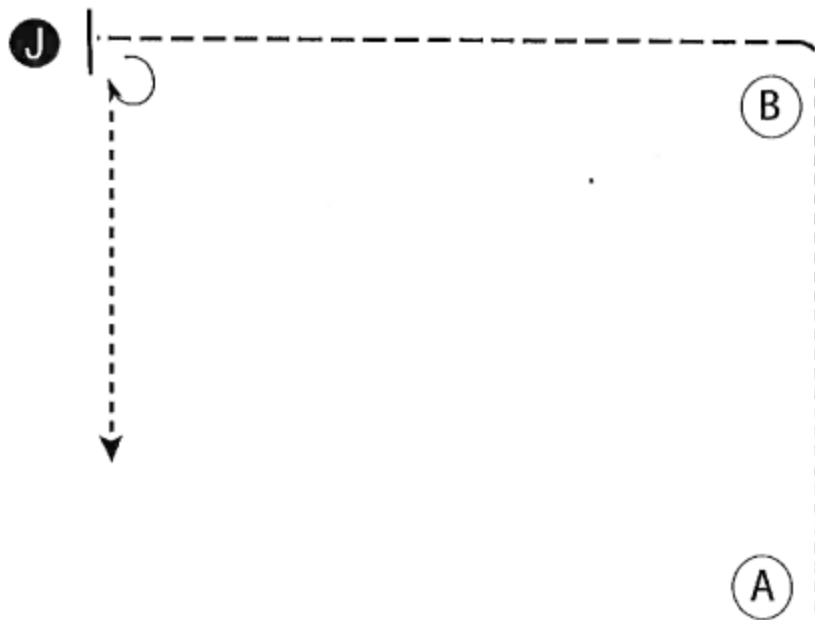


1. Walk
2. Walk over logs
3. Trot
4. Lope right lead
5. Extended trot
6. Trot
7. Lope left lead
8. Change leads (simple or flying)
9. Extended lope right lead
10. Collect lope
11. Trot
12. Walk
13. Stop and back
14. 360 degree turn each direction (L-R or R-L)

# Colorado POA Open Show


## Showmanship Leadline 6&U, 9&U

(Leadline 6&U is Walk Only)



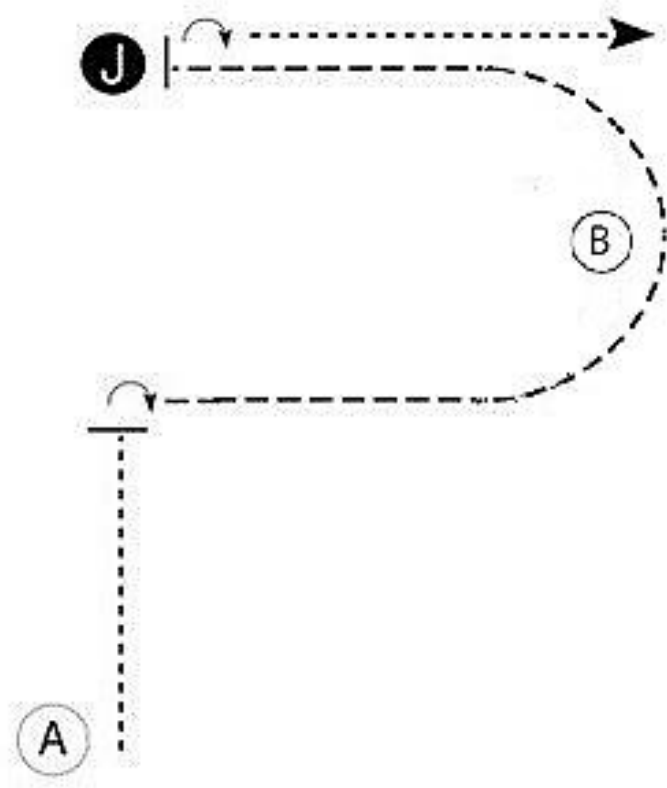
Be ready at A.

1. Walk to B.
2. Trot around B and to judge.
3. Stop and set up for inspection.
4. When dismissed, turn 270 degrees and walk straight off.

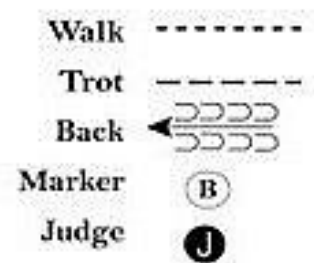
Walk	-----
Trot	- - - - -
Back	← 
Marker	ⓑ
Judge	●

# Colorado POA Open Show

## Showmanship 10-13

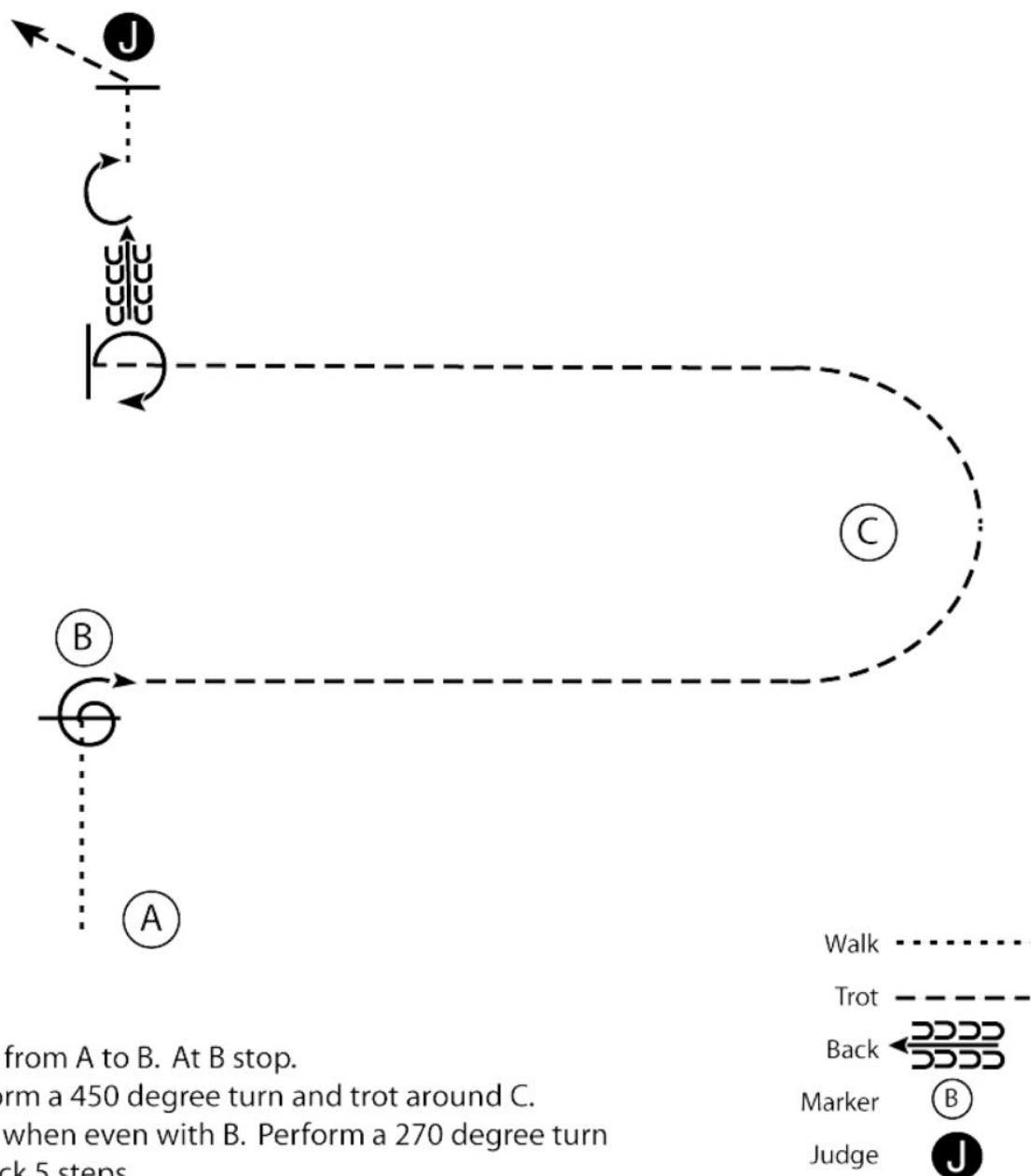


1. Walk from A halfway to judge.
2. Stop and perform a 90 degree turn.
3. Trot in a curve around B to judge.
4. Stop and set up for inspection.
5. When dismissed, perform a 180 degree turn and walk straight away from judge.
6. Return to the lineup at a trot.



# Colorado POA Open Show

## Showmanship 14-18, 19&O



1. Walk from A to B. At B stop.
2. Perform a 450 degree turn and trot around C.
3. Stop when even with B. Perform a 270 degree turn and back 5 steps.
4. Perform a 180 degree turn. Walk to the Judge and set up for inspection.
5. When dismissed trot to the line-up.