




The three sizes of Walrus Bracket.

Print this page and use the grey squares to gauge which Walrus is the right one for your bin.

W10 – 10mm between tusks
For bins with one long handle
and a thin web support. Like the
one in the picture.



W125 – 125mm between tusks.
Fits most household wheelie
bins. These tusks straddle the
gap between two separate
handles.



W160 – 160mm
between tusks. For the
larger catering sized
bins used by
businesses.

