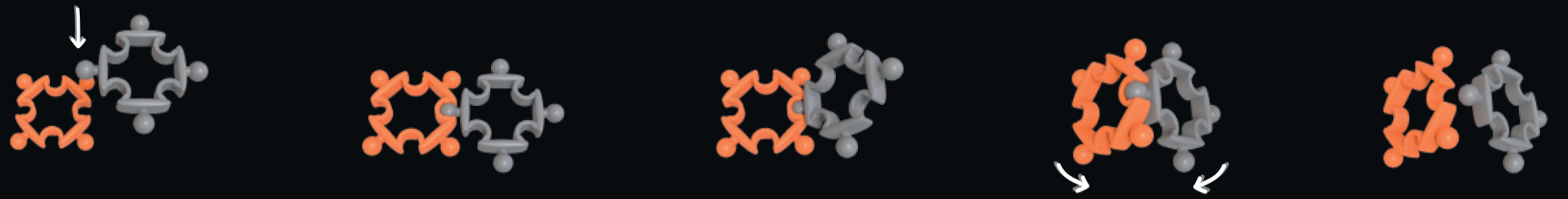


INSTRUCTION FOR BASIC TECHNIQUES


WARNING MESSAGE

PLEASE READ THE INSTRUCTIONS TOGETHER WITH YOUR CHILD. REMOVE THE PACKAGING MATERIAL BEFORE YOU GIVE TO YOUR CHILD. PLEASE KEEP ALL THE RELEVANT INFORMATION FOR FUTURE REFERENCE. THIS SET IS DESIGNED FOR CHILDREN OVER 5 YEARS OLD. THIS PRODUCT CONTAINS SMALL PARTS WHICH MAY POSE CHOKING HAZARD. IT IS NOT SUITABLE FOR CHILDREN UNDER 3 YEARS OLD. PLEASE KEEP INDIVIDUAL PARTS AND THE FULLY ASSEMBLED PRODUCT AWAY FROM CHILDREN UNDER 3 YEARS OLD. PLEASE CLEAN THE PARTS AND FULLY ASSEMBLED PRODUCT WITH A DAMP CLOTH. DO NOT USE ANY SOAP OR CLEANING SOLUTIONS.

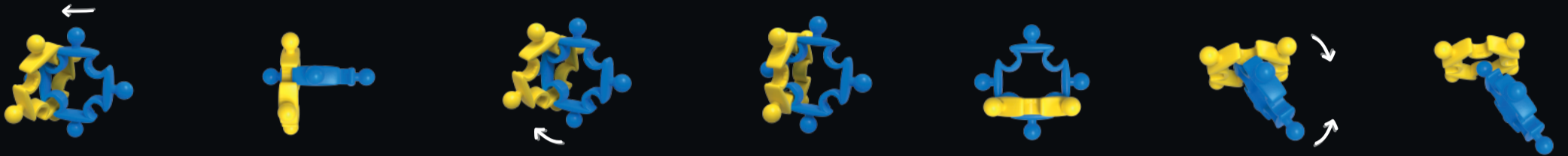
A. Multi-dimensions



B. Up & Downward



C. Perpendicular fixed



D. Practise - How to build a blue whale

D1

x37

from 2D to 3D

D5

x3

D2

x12

D6

adjust the tail fins (flukes) to your desirable position

D3

x6

D4

x8

You have mastered all three techniques and completed a blue whale. Search in Youtube to explore more creatures molecularpiece can build. Have fun !

SEARCH IN YOUTUBE FOR HOW TO BUILD VIDEOS

molecularpiece

© 2021 DESIGNED BY 4CREATIVEMIND LIMITED. MOLECULARPIECE IS A REGISTERED TRADEMARK OF 4CREATIVEMIND LIMITED. PATENTED IN PRC.

WWW.MOLECULARPIECE.COM
MARKETING@4CREATIVEMIND.COM