



AIREY-THOMPSON[™]
Manufacturing Quality Luminaires

13NX SERIES NEXUS SYSTEM

LINKABLE UNDER CABINET
 WITH SOLID FRONT
 SPEC GRADE / MADE IN USA



COLOR
 CONSISTENCY
 <3 SDMC



124
 lumens
 per watt



linkable

L70>72,000

80+CRI

90+AVAIL.

120/277v



HANDCRAFTED
 IN THE USA

BABA COMPLIANT

3X

Light
 Levels
 Available

Normal/High/Veryhigh



BUILD YOUR FIXTURE

How to build a part number	Product Series	Light Output	Color Temperature	Length in Inches	Lens Type	Housing Color	Typical extra charge options Suffix part # as required in the sequence below
Part number format	13NX	N	30K	24	-2	-3	-SWD
Choices	13NX	N (Normal) H (High) V (Very high) (Custom: specify lumens)	30K 35K 40K	12 18 24 36 48 60 72 84 96	-2= Frosted *ANTI MICROBIAL WITH SATIN FINISH WILL BE POWDER COATED IN GREY	-0= Satin -3= White	-SWD Decora rocker switch (120/277V) -AM Anti-Microbial finish* -DIM Phase dimmable driver -D10 10 % 0-10V dimming -D11 1% 0-10V dimming -OCC Integral occupancy sensor -VS Vacancy sensor (120V only) -DD Driver disconnect




Feed and interconnect components

Part No.	Quick Connects
13NX-IC	End to end interconnect (dimming and non-dimming)
13NX-QC12	Quick Connect 12" 3 wire interconnect cord
13NX-QC18	Quick Connect 18" 3 wire interconnect cord
13NX-QC24	Quick Connect 24" 3 wire interconnect cord
13NX-QC12D	Quick Connect 12" 5 wire interconnect cord for 0-10V dimming
13NX-QC18D	Quick Connect 18" 5 wire interconnect cord for 0-10V dimming
13NX-QC24D	Quick Connect 24" 5 wire interconnect cord for 0-10V dimming
Part No.	Power cords & Fixed wire CONVERSION KITS
13NX-WCL *	6' White power feed cord and plug for left side connection
13NX-WCR *	6' White power feed cord and plug for right side connection
13NX10W	Left & right end caps w/ 1/2" trade size KO for conduit feed, white
13NX10S	Left & right end caps w/ 1/2" trade size KO for conduit feed, satin

Special cord length available upon request

*NOT AVAILABLE IN
0-10v DIMMING



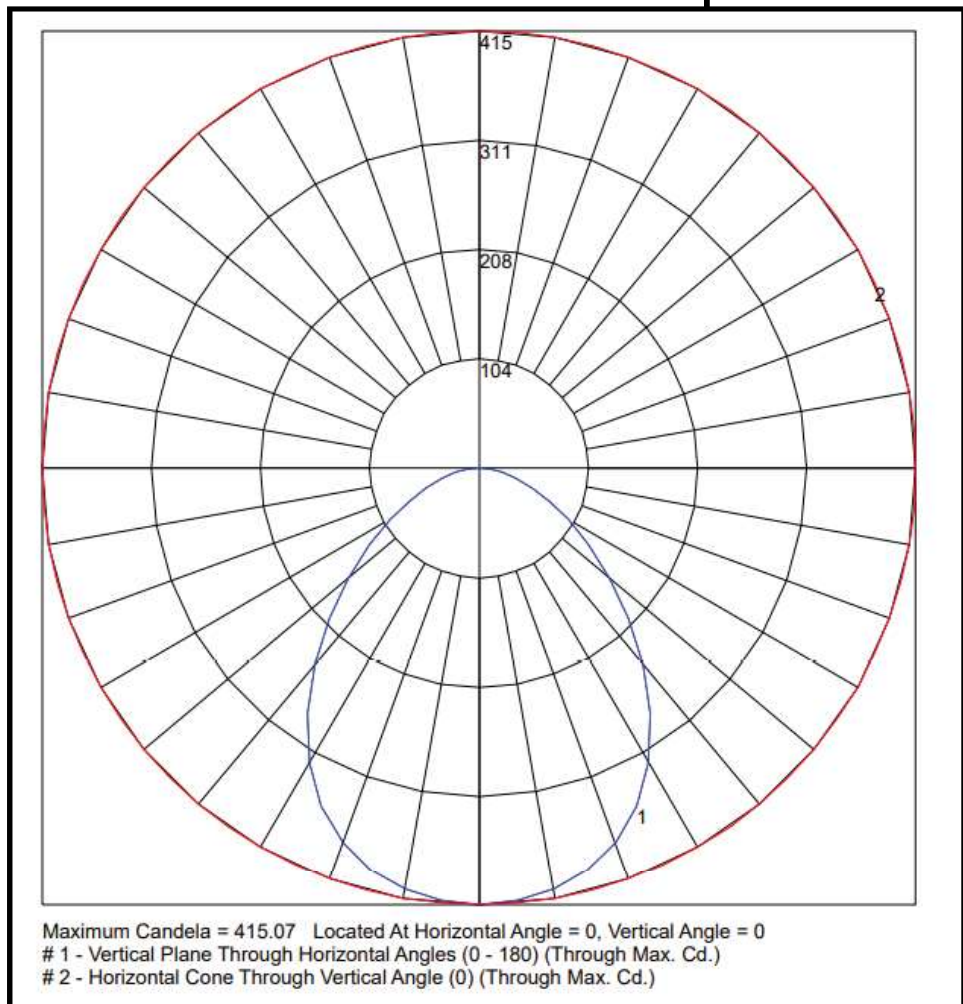


• **LED'S:** Premium LED chips used deliver up to 124 lumens per watt on the system level. Three standard light output options: Normal (545 Lm/FT), high (780 LM/FT), and very high (1090 LM/FT). custom light output programming available. 80+ CRI standard, 90+ available. Color consistency <3SDMC.


NORMAL OUTPUT FIXTURES		
LENGTH	WATTAGE	LUMENS
12"	4.4	545
24"	8.8	1090
36"	13.2	1635
48"	17.6	2180

HIGH OUTPUT FIXTURES		
LENGTH	WATTAGE	LUMENS
12"	6.3	781
24"	12.6	1562
36"	18.9	2343
48"	25.2	3124

VERY HIGH OUTPUT FIXTURES		
LENGTH	WATTAGE	LUMENS
12"	8.8	1090
24"	17.6	2180
36"	26.4	3270
48"	35.2	4360



• **Dimming:** Three dimming options available Phase/Triac* , 10% 0-10V dimming nx 1% 0-10V dimming. Note: in order to use 0-10V dimming first feed fixture must be supplied by hard wire, down stream fixtures can be daisy chaind using our 5 wire quick connects or end to end interconnect.
 *Triac/phase only available on select lengths and output combinations.



FEATURES and BENEFITS

- **Applications:** health care, educational, labs, residential, offices, and government applications etc.
- **Construction:** Extruded 6063 Architectural grade aluminum housing available in satin anodized, powdercoat white or anti-microbial finish. High diffusion, extruded, impact resistant acrylic eliminates pixilation. Aluminum end caps with flush mounted socket and plug for interconnection with optional daisy chain components (ordered separately). Gaskets prevent light leaks from end caps. Fixtures hand crafted in the USA.
- **Converting to Fixed Wiring:** The first luminaire in the run may be converted from power cord connected to fixed unit wiring by ordering and installing the "13NX10(S or W)" conversion kit.
- **Power feed options:** All power feeds are ordered separately to suit the application. 6' power cords are available for left and right side, and conduit compatible conversion end caps are also available. Hard wire required for 0-10V dimming applications.
- **Listing:** ETL Listed dry or damp location.
- **Warranty:** 5 year limited warranty, see Airey-Thompson distributor terms and conditions for details. LED technology is continually improving, specifications subject to change without notice.
- **Maximum run lengths:** Normal light output=100', High light output=75', Very High light output=50'
- **Voltage:** All Nexus components are rated for 120/277V use. In order to use 277V feed to first fixture must be hardwired, down first stream fixtures can be daisy chained.
- **Mounting:** Two or three mounting keyholes in base, with access holes in the cover. For continuous row mounting use optional interconnect or quick connect cordset