




**AIREY-THOMPSON™**  
Manufacturing Quality Luminaires




**13TF UNDER-CABINET  
LIGHT WITH  
TOUCH FREE  
CONTROL**

**MADE IN USA**



**ON/OFF/DIM  
PROXIMITY SENSOR**



Touchless ON/OFF/DIM Proximity Sensor controls significantly minimizes the spread of germs and harmful microbes



**HANDCRAFTED  
IN THE USA  
BAA COMPLIANT**



**COLOR  
CONSISTENCY  
<3 SDMC**

**L70>72,000  
90+CRI**



**AIREY-THOMPSON™**  
Manufacturing Quality Luminaires

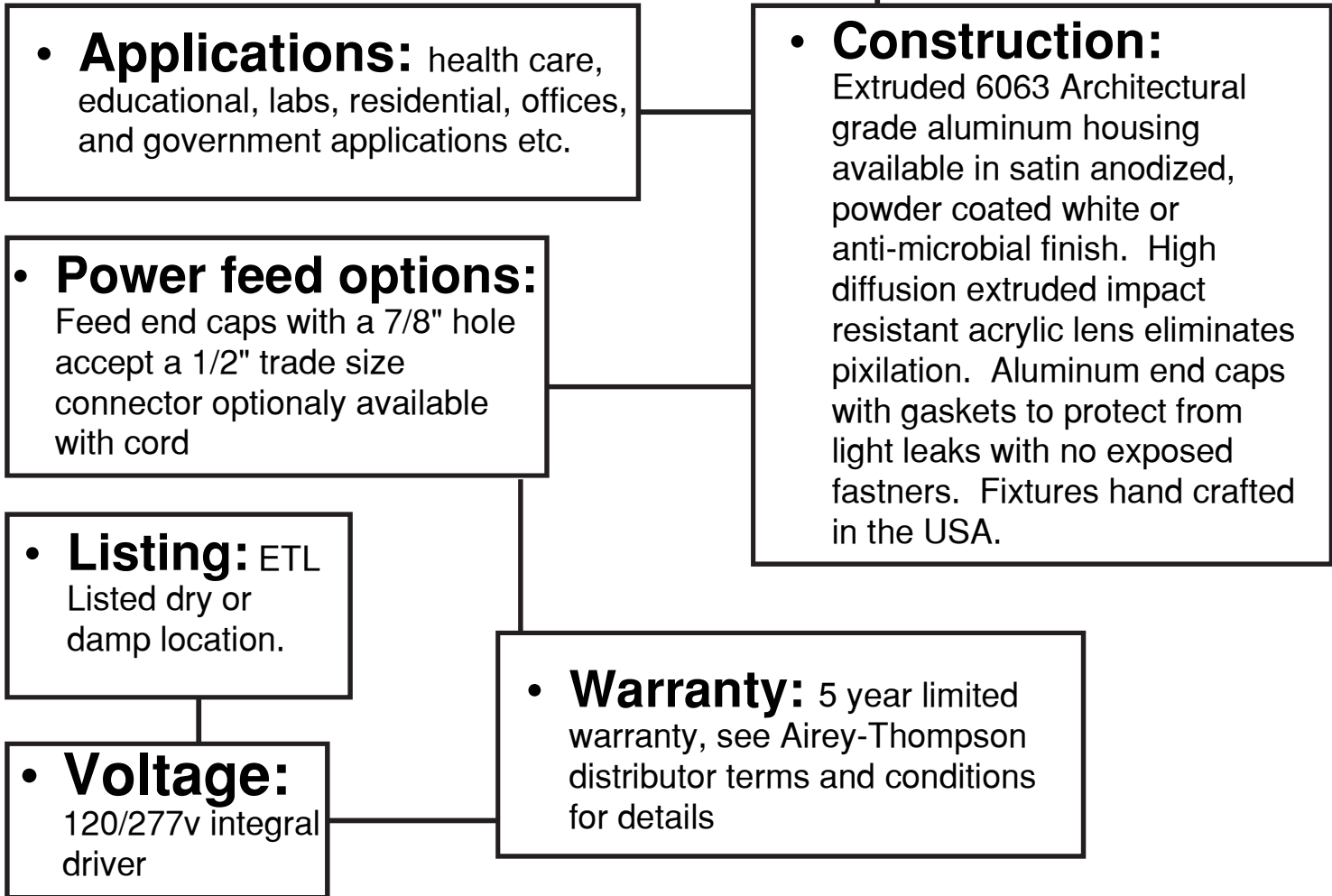


**13TF UNDER-CABINET  
LIGHT WITH  
TOUCH FREE  
CONTROL**

MADE IN USA

How to build a part number	Product Series	Light Output	CCT	Length In Inches	Lens Type	Housing Color	Standard Options
Part number format	13TF	N	30K	24	2	3	
Choices	13TF	N=Normal H=High	30K 35K* 40K	12 18 24 36 48	2=Frosted	0=Satin 3=White 5=Black Custom	-WC (6') white 3-wire cord & plug -F Factory wired fuse -AM Anti-microbial** -GCO 15A duplex receptacle -DD Driver disconnect
* 35K only available in normal output							
* **Anti-microbial satin will be gray							

## FEATURES and BENEFITS



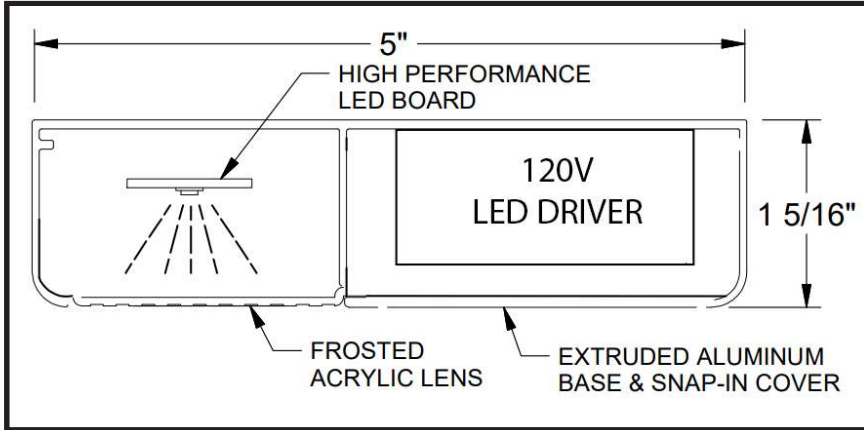


**AIREY-THOMPSON™**  
Manufacturing Quality Luminaires



**13TF UNDER-CABINET  
LIGHT WITH  
TOUCH FREE  
CONTROL**

MADE IN USA



- **On/Off:** A touch-free swipe across the sensor turns the light on or off\*

- **Dimming:** touch free dimming by holding hand under sensor, 5%-100%

**\*NOTE:** Hand must be within about 2.5 inches of sensor

**Benefit:** Integral touch free controls gives the user the convenience of point of use control. It also eliminates the need for wall mount controls and running control wires in the electrical.





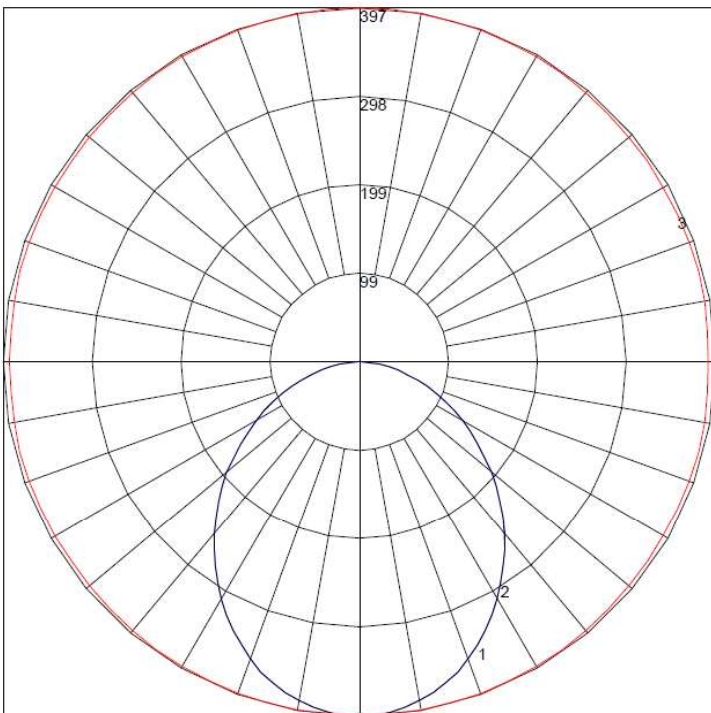
**AIREY-THOMPSON™**  
*Manufacturing Quality Luminaires*



**13TF UNDER-CABINET  
 LIGHT WITH  
 TOUCH FREE  
 CONTROL**

**MADE IN USA**

**POLAR GRAPH**



Maximum Candela = 397 Located At Horizontal Angle = 85, Vertical Angle = 2.5  
 # 1 - Vertical Plane Through Horizontal Angles (85 - 265) (Through Max. Cd.)  
 # 2 - Vertical Plane Through Horizontal Angles (90 - 270)  
 # 3 - Horizontal Cone Through Vertical Angle (2.5) (Through Max. Cd.)



**Values subject to change**

HIGH OUTPUT LUMINAIRES		
LENGTH	WATTAGE	LUMENS
12"	8.75	641
18"	13.2	962
24"	17.5	1283
36"	26.25	1924
48"	38	2564