



# 20L COVE

## SPECIFICATION SHEET

### OVERVIEW

Architectural luminaires proudly built in America since 1935. The 20L series is a cove luminaire available in lengths from 1'-8' in single fixture or joinable for continuous row runs. Three standard lumen packages available with custom capabilities as well up to 2500 lumens per foot. Available with symmetric or asymmetric beam control lenses or without lens. Field aimable mounting brackets are standard.

### KEY FEATURES

- **BABA Compliant**  
Hand crafted in California
- **L70>72,000 hours**  
High quality electrical components
- **90+ CRI Standard**  
High definition color rendering
- **<3SDMC consistency**  
Uniform color consistency
- **136+ Lumens per watt**  
Efficient performance delivered

### DETAILS

#### 01 Housing

Extruded aluminum body satin anodized finish, powdercoat options.  
Extruded beam control lens. Aluminum end caps with no visible fasteners.

#### 02 Electrical

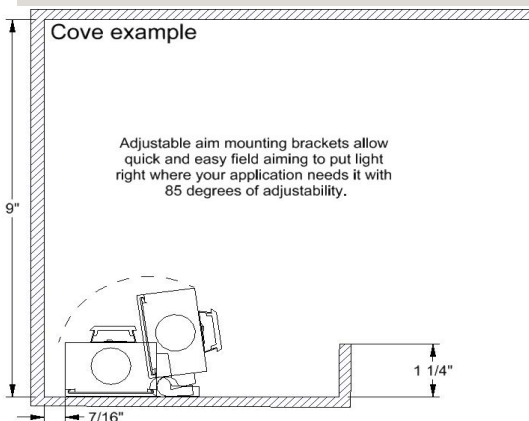
Integral 120/277V driver standard. If 0-10V dimming is specified 100-1% is standard. Through wiring is standard.

#### 03 LED Array

High quality Samsung chips, delivering 136+ lumens per watt on the system level, mounted on an aluminum heatsink for thermal management.

#### 04 Mounting

Cove mount with field aimable mounting brackets.



# BUILD A PART NUMBER

• SERIES	• LIGHT OUTPUT	• CCT	• LENGTH IN INCHES	• OPTIC OPTIONS	• OPTIONS
• 20L					
• 20L ARCHITECTURAL	• N: NORMAL • H: HIGH • V: VERY HIGH	• 27K • 30K • 35K • 40K • 50K • RGB	• 24 • 36 • 48 • 60 • 72 • 84 • 96	• AS1 ASYMMETRIC • SM1 SYMMETRIC • SM0 NO LENS SYMMETRIC	• D11: 1% 0-10V DIMMING • DMX FOR RGB CONTROL • BLK BLACK HOUSING

## CERTIFICATION / WARRANTY

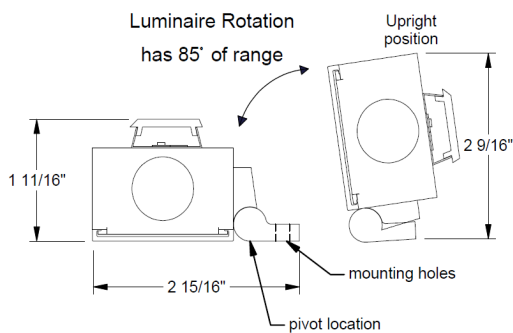
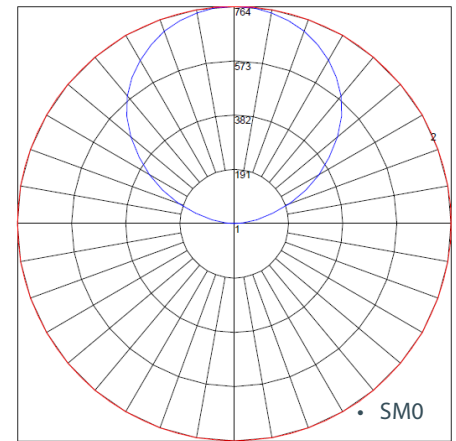
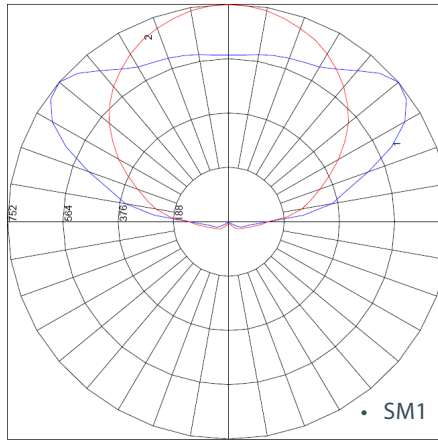
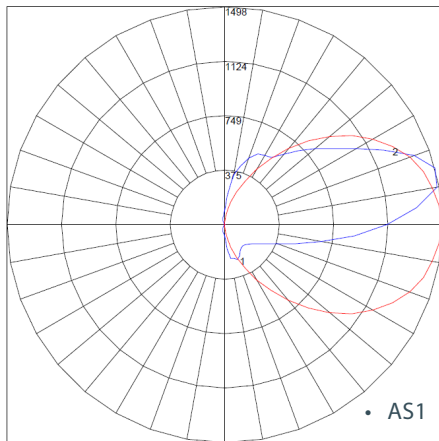


ETL Listed for dry  
or damp locations



• OUTPUT	• WATTAGE PER FOOT	• LUMENS PER FOOT
• NORMAL	• 5	• 685
• HIGH	• 7	• 960
• VERY HIGH	• 10	• 1375

## PHOTOMETRIC PERFORMANCE



## • DOWNLOADS

- [IES File link \(Asymmetric\)](#)
- [IES File link \(Symmetric lens\)](#)
- [IES File link \(Symmetric no lens\)](#)
- [installation instructions link](#)

## CONTACT US!

www.airey-thompson.com

Phone: 800.421.6196

E-mail: [contactus@aireythompson.com](mailto:contactus@aireythompson.com)



• 20L-CUT-25A