

61S LINEAR

SPECIFICATION SHEET

OVERVIEW

Architectural luminaires proudly built in America since 1935. The 61S series is a linear stairwell luminaire available in lengths from 1'-8" in single fixture or joinable for continuous row runs. Three standard lumen packages available with custom capabilities as well up to 1800 lumens per foot. Standard finish options include powdercoat white or black or satin anodized with custom options available upon request. Occupancy sensor standard with multiple minimum dim levels available.

KEY FEATURES

- **BABA Compliant**
Hand crafted in California
- **L70>72,000 hours**
High quality electrical components
- **85+ CRI Standard**
High definition color rendering
- **<3SDMC consistency**
Uniform color consistency
- **100 Lumens per watt**
Efficient performance delivered

DETAILS

01 Housing

Extruded aluminum body powder coated or anodized finish. Extruded high diffusion, high impact, polycarbonate lens. Aluminum end caps with no visible fasteners. Integrated occupancy sensor.

02 Electrical

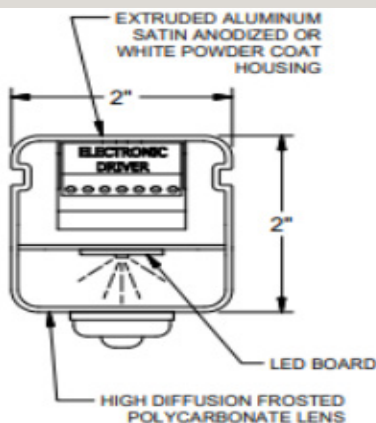
Integral 120/277V driver standard. PIR occupancy sensor is standard. Integral battery backups are also available. Step dimming is standard. Fixture is dimmed to 30% or 50% to allow safe and comfortable entry while saving energy. Multiple 100% stand by time frames to choose from.

03 LED Array

High quality Samsung chips, delivering 100 lumens per watt on the system level, mounted on an aluminum heatsink for thermal management.

04 Mounting options

Surface (ceiling or wall) mount / suspended by aircraft cable / strut hanger



BUILD A PART NUMBER

• SERIES	• LIGHT OUTPUT	• CCT	• LENGTH IN INCHES	• HOUSING COLOR	• OPTIONS
• 61S					
• 61S	<ul style="list-style-type: none"> • N NORMAL • H HIGH • V VERY HIGH 	<ul style="list-style-type: none"> • 27K • 30K • 35K • 40K • 50K 	<ul style="list-style-type: none"> • 24 • 36 • 48 • 60 • 72 • 84 • 96 	<ul style="list-style-type: none"> • 0 SATIN • 3 WHITE • 5 BLACK • CUSTOM 	<ul style="list-style-type: none"> • EM: 10W INTEGRAL BATTERY • TR TAMPER RESISTANT STRAPS

CERTIFICATION / WARRANTY

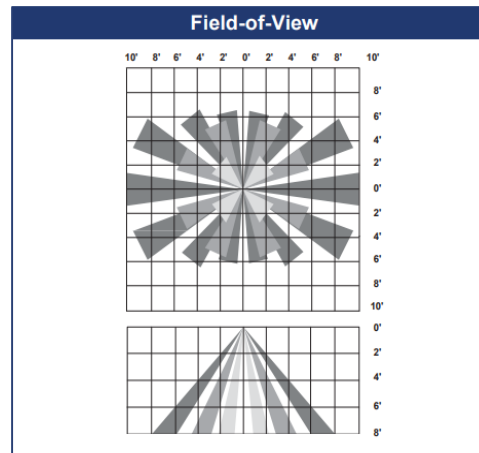
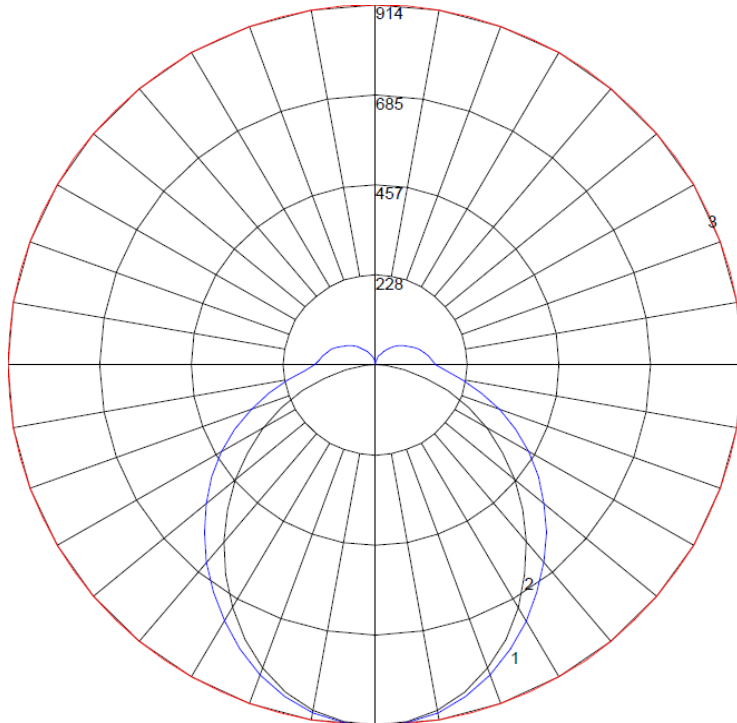


ETL Listed for dry or damp locations



• OAL LENGTH	• FIXTURE WATTAGE	• LUMENS
• 24" NORMAL	• 7.95	• 800
• 48" NORMAL	• 15.9	• 1600
• 96" NORMAL	• 31.8	• 3200
• 24" HIGH	• 11.12	• 1120
• 48" HIGH	• 22.25	• 2240
• 96" HIGH	• 44.5	• 4480
• 24" VERY HIGH	• 14.25	• 1450
• 48" VERY HIGH	• 28.5	• 2900
• 96" VERY HIGH	• 57	• 5800

PHOTOMETRIC PERFORMANCE




- [IES File link](#)
- [installation instructions link](#)

CONTACT US!

www.airey-thompson.com

Phone: 800.421.6196

E-mail: contactus@aireythompson.com



• 61S-CUT-25A