



AIREY-THOMPSON
Manufacturing Quality Luminaires

TEMP WORK Light TL-150-G2



MAX 600W

**360 DEGREE
LIGHT BEAM
PROJECTION**

**20,000+
LUMENS**

150w

**6 KV
SURGE
PROTECTOR**



Intertek

Multiple connection current with equal power (MAX 600 Watts)



STRUCTURAL DESIGN

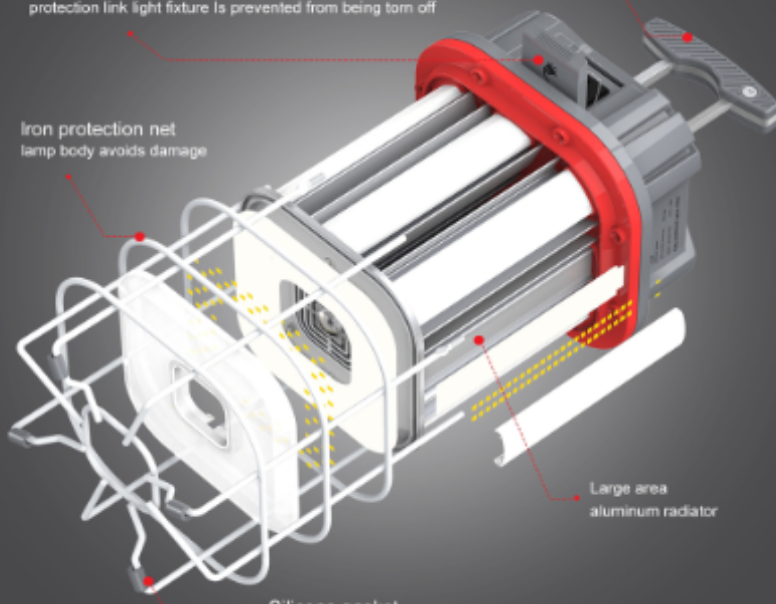
Power cord buckle protection link light fixture is prevented from being torn off

Top hook design Linkable hanging lamp top hook


Iron protection net lamp body avoids damage

Large area aluminum radiator

Silicone gasket is prevented from being scratched



IMPACT RESISTANT COVER



360° BEAM ANGLE

DIMENSIONS (DIAMETER X HEIGHT)

wire cord: 10ft

13.31"(338MM)

6.14"(156MM)



BRIGHTNESS 21150LM - CRI >80



WAREHOUSE



WORKSHOP



EXCAVATION



CONSTRUCTION



HIGH BAY

