



MINILUME UNDER CABINET SPECIFICATION SHEET

OVERVIEW

Architectural luminaires proudly built in America since 1935. The MiniLume series is a low profile, spec grade under cabinet/task light luminaire available in lengths from 1'-8'. Cross section of 5" by .9". Three standard lumen packages available with custom capabilities as well as up to 980 LM/Ft. Standard finish options include powder coated white, black or satin anodized with custom options available upon request.

KEY FEATURES

- **BABAA Compliant**
Hand crafted in California
- **L70>72,000 hours**
High quality electrical components
- **95 CRI Standard**
High definition color rendering
- **<3SDMC consistency**
Uniform color consistency
- **93 Lumens per watt**
Efficient performance delivered

DETAILS

01 Housing

Extruded aluminum body powder coated or anodized finish. Extruded high diffusion acrylic lens. Aluminum end caps with no visible fasteners.

02 Electrical

Integral 120/277V 50/60hz driver standard.

03 LED Array

High quality Samsung chips, delivering 93 lumens per watt on the system level, mounted on an aluminum heatsink for thermal management.

04 Mounting options

Surface direct or magnet mount available.



BUILD A PART NUMBER

• SERIES	• LIGHT OUTPUT	• CCT	• LENGTH IN INCHES	• HOUSING COLOR	• STANDARD OPTIONS
• MLUC					
• MLUC	<ul style="list-style-type: none"> • N NORMAL • H HIGH • V VERY HIGH 	<ul style="list-style-type: none"> • 30K • 35K • 40K 	<ul style="list-style-type: none"> • 12 • 18 • 24 • 36 • 48 	<ul style="list-style-type: none"> • 0 SATIN • 3 WHITE • 5 BLACK • CUSTOM 	<ul style="list-style-type: none"> • WC 6' WHITE 3-WORED CORD & PLUG • F FACTORY WIRED FUSE • AM ANTI-MOCROBIAL* • SW SWITCH • DD DRIVER DISCONNECT • MAG MAGNETIC MOUNT

* Anti-microbial satin will be gray

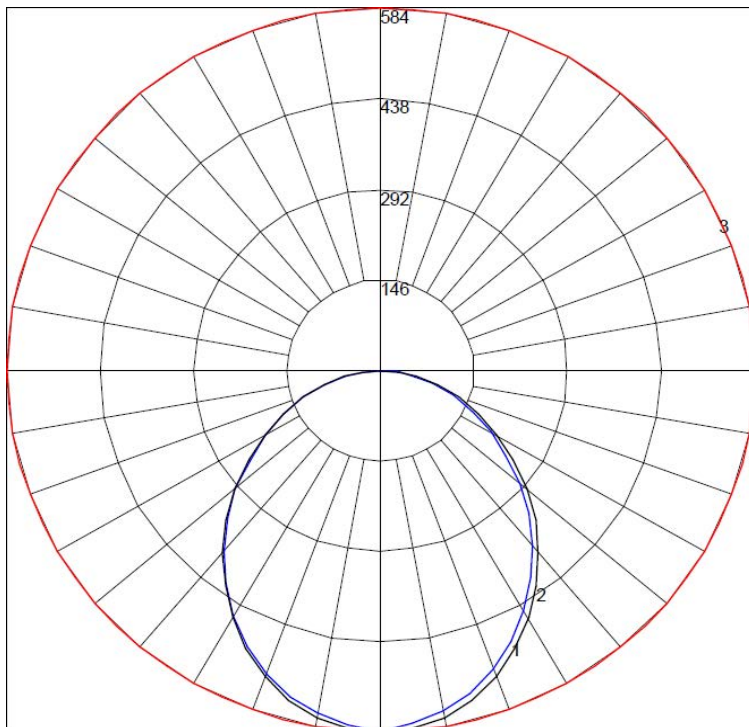
CERTIFICATION / WARRANTY



ETL Listed for dry or damp locations



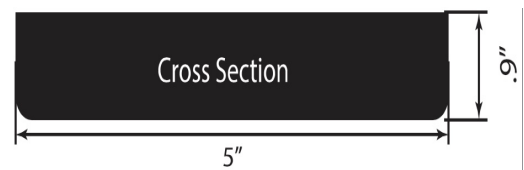
PHOTOMETRIC PERFORMANCE



• [IES File link](#)

• [installation instructions link](#)

• LENGTH	• WATTAGE	• LUMENS
• 12" NORMAL	• 5.3	• 493
• 24" NORMAL	• 8	• 740
• 48" NORMAL	• 21.4	• 1972
• 12" HIGH	• 7.6	• 707
• 24" HIGH	• 15.2	• 1413
• 48" HIGH	• 30.4	• 2827
• 12" VERY HIGH	• 10.7	• 986
• 24" VERY HIGH	• 21.4	• 1972
• 48" VERY HIGH	• 42.8	• 3944




CONTACT US!

www.airey-thompson.com

Phone: 800.421.6196

E-mail: contactus@aireythompson.com



• MLUC-CUT-24A