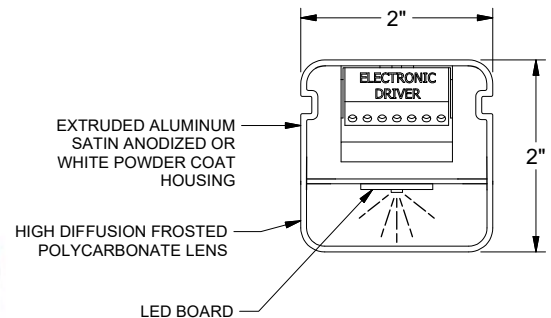



# 61L SERIES LED ARCHITECTURAL GRADE

CABLE SUSPENDED / SURFACE MOUNT  
SMALL CROSS SECTION LUMINAIRES / MADE IN USA



## FEATURES AND BENEFITS

- Ideal applications are: office spaces, data centers, task, aisle, cove, overhead, stairway and hospitality.
- Minimalistic cross section allows mounting in aisles or hallways where clearance is a concern.
- Extremely efficient LED's with up to 118 Lumens per watt.\*
- Four light levels to choose from: Normal which is approximately equivalent to fluorescent, High which is about 40% more light, very High (about double the light of normal) for when mounted above 10' or where more light is desired and ultra high representing the highest light output. Light output can be factory customized to meet your lumen or wattage needs, up to 12.5 watts per foot.
- 1% 0-10v dimming option available, phase dimming also available.
- An **Occupancy/Daylight sensor** can be specified to meet IECC-2012 and CA Title 24 requirements. The lens mounted sensor adds approximately 2-1/2" to the OAL of the fixture. The sensor has a variety of adjustments including time, motion and ambient light level sensitivity. Sensor is easy to access by un-snapping the lens.

**CONSTRUCTION:** Premium 6063-T5 extruded aluminum with .060 minimum wall thickness, aluminum end caps with no visible fasteners, extruded impact resistant, high diffusion frosted polycarbonate lens.

**VOLTAGE:** Equipped with integral 120/277v FCC approved driver, 10% 0-10v dimmable standard, other options available.

**MOUNTING:** Two mounting slots allow mounting directly to ceiling or wall, optional aircraft cable and canopies available. For continuous row mounting remove end caps where luminaires meet and use internal couplers provided to make a seamless link. **If** ordered with cable hangers 4' adjustable cables and white canopies standard. For other cable lengths or canopy finishes consult factory

**LISTING:** ETL Listed damp location.

**WARRANTY:** 5 year limited warranty, see Airey-Thompson distributor terms and conditions for more details.

How to build a part number	Product Series	Light Output	Color Temperature	Length in Inches	Housing Color	Typical extra charge options Suffix part # as required in the sequence below
Part number format	61L	N	40K	48	-0	-D11
Choices	61L	N= Normal H= High V= Very High U= Ultra High C= Custom 25 Watt max/24"	30K 35K 40K	24 48 72 96 contact factory for other lengths	-0= Satin -3= White	-DIM Phase dimmable driver -D11 1% 0-10v dimmable -F Factory wired fuse -CH3* Cable hanger pair w/ 1 power feed non dimming or triac dimming -CH5* Cable hanger pair w/ 1 power feed for 0-10v dimming -CHN* Cable hanger pair non-power feed -EM Integral 10W battery backup -OCC Occupancy/Daylight sensor (adds approx. 2-1/2" to OAL)



FOLLOW US ON INSTAGRAM @ AIREY\_THOMPSON\_LIGHTING

\* SEE NEXT PAGE FOR MORE INFORMATION

**SPECIFICATIONS**

Airey-Thompson 61 LED series with a cross section of 2" by 2" made from extruded aluminum housing with .060 wall thickness, aluminum end caps with no visible fasteners. The diffuser shall be an impact resistant, high diffusion frosted polycarbonate wrap around lens. Luminaire must be equipped with a universal voltage (120/277V) electronic driver that complies with FCC Title 47 CFR Part 15 either class A or B to avoid RFI. The luminaire shall be ETL Listed for damp locations, have a 5 year warranty and be made in the USA.

**SUSPENDED MOUNTING OPTIONS EXPLAINED:**

**-CH3:** What is this? This is a **feed cable set for use with phase dimming or non-dimming applications**

What's included: 2ea. low profile white canopies, 2ea. 48" x 1/16" aircraft cables, 1ea. 3 wire power feed and adjustable cable grippers.

**-CH5:** What is this? This is a **feed cable set for use with 0-10V dimming applications**

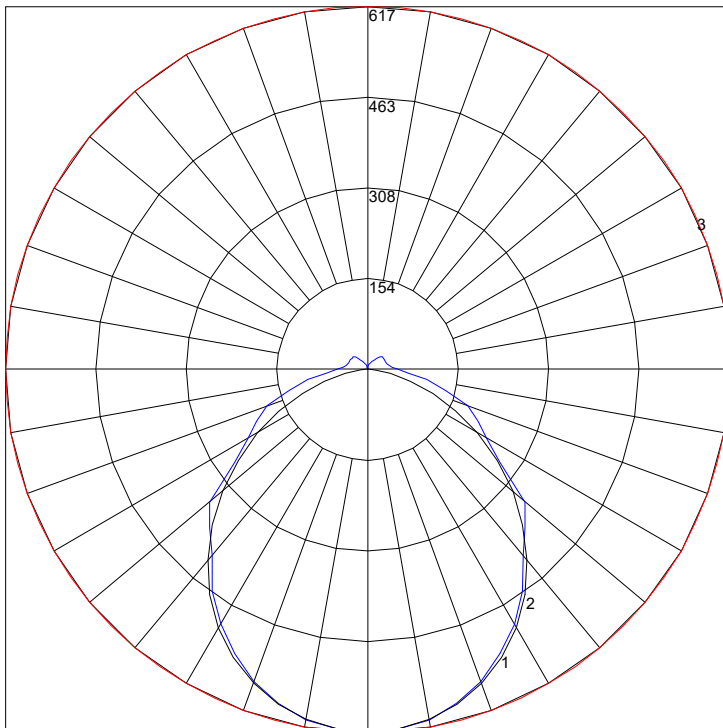
What's included: 2ea. low profile white canopies, 2ea. 48" x 1/16" aircraft cables, 1ea. 5 wire power feed and adjustable cable grippers.

**-CHN:** What is this? This is a **non-feed cable kit for use when multiple fixtures are intended to be continuously mounted and not all need power feeds**

What's included: 2ea. low profile white canopies, 2ea. 48" x 1/16" aircraft cables and adjustable cable grippers.

**NOTE:** Submitting your lighting layout to the factory could help determine what mounting methods would be optimal and minimize any dark spots when connecting fixtures in continuous row runs.

\* LED is a continuously improving technology, specifications subject to change without notice.



Polar graph for 61LN40K48

NORMAL LEVEL FIXTURES*		
OAL LENGTH	WATTAGE	LUMENS
24"	7.7	889
48"	15.9	1873
96"	31.8	3746

\* Consult factory for details and photometrics

HIGH LEVEL FIXTURE*		
LENGTH	WATTAGE	LUMENS
24"	10.8	1245
48"	22.25	2623
96"	44.52	5245

\*Values approximate

VERY HIGH LEVEL FIXTURES*		
LENGTH	WATTAGE	LUMENS
24"	14.4	1635
48"	28.5	3277
96"	56.9	6544

\*Values approximate

ULTRA HIGH LEVEL FIXTURES*		
LENGTH	WATTAGE	LUMENS
24"	18.25	2008
48"	36.5	4015
96"	73	8030

\*Values approximate