



MAXILIGHT ULTRA

A66

VERSION: 210914
Page: 1/3

PREMIUM LIGHTWEIGHT BODY FILLER

DEFINITION

MAXILIGHT ULTRA is a Premium Lightweight Body Filler especially developed for light filling and finishing. Its smooth self-leveling formula facilitates an excellent spreading, reducing sanding time and eliminating the need for a finish glaze.

Formulated for faster working, MAXILIGHT ULTRA is clog free, tack free and pinhole free. Its superior sanding properties make the product ideal to reduce labour costs.

Ideal for use on all metal surfaces, including galvanized and aluminum.

PHYSICAL CHARACTERISTICS

Nature:	Unsaturated polyester
Color:	Bluish light grey
Specific weight:	8.33 lb/gal @ 68°F
VOC:	0.07 lb/gal Mixing Application

AUXILIARY PRODUCTS

Hardener PBO




SUITABLE SURFACES

It may be applied on steel, electrozinc-coated, galvanized, aluminum or polyester surfaces. When maximum protection is required apply on epoxy primer. Do not apply on thermoplastic finishes and Wash Primers.

SURFACE PREPARATION

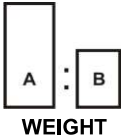
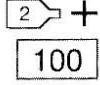

For large areas prepare area to be repaired with P40-P60 abrasive, for smaller repair areas use P80 abrasive, removing only the paint. Use P80 to remove any P40-P60 sanding marks and to featheredge the paint.


- 1 - Identify surface.
- 2 - Process:




PROCESS		Steel	Aluminum	Electrozinc-coated	Polyester UP-GFK
	P80	✓	✓	✓	✓
	P150	✓	✓	✓	✓
	DA93	✓	✓	✓	✓

1 – APPLICATION

2 – SANDING

	 WEIGHT	 100	
50°F	100:2-3	11 min	30 min
68°F		6 min	20 min
90°F		3 min	15 min

 TIME
5 min
DISTANCE
32 inches
MAX. T
180°F

	 ORBIT		
INITIAL	0.28-0.20 inches	P150	P120
FINAL		P180	P220

FINISH: Avoid leaving coarse sanding scratches outside the filler area during the initial cut. A long cheese greater style handblock is not recommended for this process. Finish and sand the body filler with P120 grit. Sand any bare metal areas and featheredge the paint with P220 abrasive to remove any remaining P120 grit sanding scratches.

REMARKS

Do not add more hardener than specified. Mix thoroughly.
It must be isolated before applying finish coating.
Polyester putties will not harden at temperatures under +40°F.

EQUIPMENT CLEANING

Clean putty knives with a cleaning thinner before the product hardens.

SAFETY

Follow instructions of product label. For more information check the Material Safety Data Sheets. Compliant with the National Statutory Regulation for Health and Safety at Work and Waste Disposal.

STORAGE

Store the product in a ventilated place far from direct exposure to sunlight. Keep between +40°F and +90°F.

GUARANTEE

One year in unopened original packaging.

These products are for professional use only. The Safety Data Sheet should be consulted before use and the precautionary warnings on the product packaging should be observed. Its correct use, according to its purpose and respecting its technical and security data, provided in these documents, is the sole and exclusive responsibility of the user. ROBERLO S.A.U declines any liability due to the incorrect use of any product.

The information included in this documentation is based on our scientific and technical knowledge on the date of its issuance. ROBERLO S.A.U reserves the right to modify and/or discontinue all or part of the information at any time and without prior notice. It is the user's responsibility to verify the update of the information. The latest version of this document replaces all previous versions.

*All clauses contained herein apply to any future changes or modifications.
For any additional technical information please consult with our Customer Service or our Technical Department.*