

**SAMPLE NAME: CBD/CBG**

Infused, Hemp

**CULTIVATOR / MANUFACTURER**
**Business Name:**
**License Number:**
**Address:**
**DISTRIBUTOR / TESTED FOR**
**Business Name:** The Goat Hippy LLC

**License Number:**
**Address:**
**SAMPLE DETAIL**
**Batch Number:** CBDG55

**Sample ID:** 231226N013

**Date Collected:** 12/26/2023

**Date Received:** 12/27/2023

**Batch Size:**
**Sample Size:** 3.0 units

**Unit Mass:**
**Serving Size:**

Scan QR code to verify  
authenticity of results.

**CANNABINOID ANALYSIS - SUMMARY**
**Total THC:** Not Detected

**Total CBD:** 10.621 mg/g

**Sum of Cannabinoids:** 19.637 mg/g

**Total Cannabinoids:** 19.637 mg/g

Total THC/CBD is calculated using the following formulas to take into account the loss of a carboxyl group during the decarboxylation step:

$$\text{Total THC} = \Delta^9\text{-THC} + (\text{THCa} (0.877))$$

$$\text{Total CBD} = \text{CBD} + (\text{CBDa} (0.877))$$

$$\text{Sum of Cannabinoids} = \Delta^9\text{-THC} + \text{THCa} + \text{CBD} + \text{CBDa} + \text{CBG} + \text{CBGa} +$$

$$\text{THCV} + \text{THCVa} + \text{CBC} + \text{CBCa} + \text{CBDV} + \text{CBDVa} + \Delta^8\text{-THC} + \text{CBL} + \text{CBN}$$

$$\text{Total Cannabinoids} = (\Delta^9\text{-THC} + 0.877 \times \text{THCa}) + (\text{CBD} + 0.877 \times \text{CBDa}) +$$

$$(\text{CBG} + 0.877 \times \text{CBGa}) + (\text{THCV} + 0.877 \times \text{THCVa}) + (\text{CBC} + 0.877 \times \text{CBCa}) +$$

$$(\text{CBDV} + 0.877 \times \text{CBDVa}) + \Delta^8\text{-THC} + \text{CBL} + \text{CBN}$$

For quality assurance purposes. Not a Regulatory Hemp Lab Test Report. These results relate only to the sample included on this report. This report shall not be reproduced, except in full, without written approval of the laboratory.

*Rinal Ahir*  
 LQC Certified by: Rinal Ahir  
 Date: 12/28/2023

*Josh Wurzer*  
 Approved by: Josh Wurzer  
 Job Title: Chief Compliance Officer  
 Date: 12/28/2023

**References:** limit of detection (LOD), limit of quantification (LOQ), not detected (ND), not tested (NT)

SC Laboratories California LLC. | 100 Pioneer Street, Suite E, Santa Cruz, CA 95060 | (866) 435-0709 | sclabs.com | C8-0000013-LIC | ISO/IES 17025:2017 PJLA Accreditation Number 87168

© 2023 SC Labs all rights reserved. Trademarks referenced are trademarks of either SC Labs or their respective owners. MKT0002 REV9 2/22

CoA ID: 231226N013-001 Summary Page





## Cannabinoid Analysis

Tested by high-performance liquid chromatography with diode-array detection (HPLC-DAD).

**Method:** QSP 1157 - Analysis of Cannabinoids by HPLC-DAD

### TOTAL THC: **Not Detected**

Total THC ( $\Delta^9$ -THC+0.877\*THCa)

### TOTAL CBD: **10.621 mg/g**

Total CBD (CBD+0.877\*CBDa)

### TOTAL CANNABINOIDS: **19.637 mg/g**

Total Cannabinoids (Total THC) + (Total CBD) + (Total CBG) + (Total THCV) + (Total CBC) + (Total CBDV) +  $\Delta^8$ -THC + CBL + CBN

### TOTAL CBG: **8.943 mg/g**

Total CBG (CBG+0.877\*CBGa)

### TOTAL THCV: **ND**

Total THCV (THCV+0.877\*THCVa)

### TOTAL CBC: **ND**

Total CBC (CBC+0.877\*CBCa)

### TOTAL CBDV: **0.049 mg/g**

Total CBDV (CBDV+0.877\*CBDVa)

## CANNABINOID TEST RESULTS - 12/28/2023

COMPOUND	LOD/LOQ (mg/g)	MEASUREMENT UNCERTAINTY (mg/g)	RESULT (mg/g)	RESULT (%)
CBD	0.004 / 0.011	$\pm 0.3962$	10.621	1.0621
CBG	0.002 / 0.006	$\pm 0.4337$	8.943	0.8943
CBDV	0.002 / 0.012	$\pm 0.0020$	0.049	0.0049
CBN	0.001 / 0.007	$\pm 0.0007$	0.024	0.0024
$\Delta^9$ -THC	0.002 / 0.014	N/A	ND	ND
$\Delta^8$ -THC	0.01 / 0.02	N/A	ND	ND
THCa	0.001 / 0.005	N/A	ND	ND
THCV	0.002 / 0.012	N/A	ND	ND
THCVa	0.002 / 0.019	N/A	ND	ND
CBDa	0.001 / 0.026	N/A	ND	ND
CBDVa	0.001 / 0.018	N/A	ND	ND
CBGa	0.002 / 0.007	N/A	ND	ND
CBL	0.003 / 0.010	N/A	ND	ND
CBC	0.003 / 0.010	N/A	ND	ND
CBCa	0.001 / 0.015	N/A	ND	ND
SUM OF CANNABINOIDS			19.637 mg/g	1.9637%


**Note:** Total of all THC

Total THC per 30 gummies = 0mg / Total THC per gummy = 0mg / Total Servings =30



**SAMPLE NAME: CBD/CBG Gummy**

Infused, Solid Edible


**CULTIVATOR / MANUFACTURER****Business Name:****License Number:****Address:****DISTRIBUTOR / TESTED FOR****Business Name:** The Goat Hippy**License Number:****Address:****SAMPLE DETAIL****Batch Number:****Sample ID:** 231227P006**Date Collected:** 12/27/2023**Date Received:** 12/27/2023**Batch Size:****Sample Size:** 1.0 units**Unit Mass:****Serving Size:**Scan QR code to verify  
authenticity of results.**SAFETY ANALYSIS - SUMMARY****Pesticides:**  **PASS****Residual Solvents:**  **PASS****Heavy Metals:**  **PASS****Microbiology (PCR):**  **PASS****Microbiology (Plating):** **ND**

For quality assurance purposes. Not a Regulatory Hemp Lab Test Report. These results relate only to the sample included on this report. This report shall not be reproduced, except in full, without written approval of the laboratory.


**Sample Certification:** California Code of Regulations Title 4 Division 19, Department of Cannabis Control Business and Professions Code. Reference: Sections 26100, 26104 and 26110, Business and Professions Code.

**Decision Rule:** Statements of conformity (e.g. Pass/Fail) to specifications are made in this report without taking measurement uncertainty into account. Where statements of conformity are made in this report, the following decision rules are applied: PASS - Results within limits/specifications, FAIL - Results exceed limits/specifications.

**References:** limit of detection (LOD), limit of quantification (LOQ), not detected (ND), not tested (NT), too numerous to count >250 cfu/plate (TNTC), colony-forming unit (cfu)



LOC verified by: Matthew Schneider  
Job Title: Laboratory Analyst I  
Date: 12/31/2023



Approved by: Josh Wurzer  
Job Title: Chief Compliance Officer  
Date: 12/31/2023





## Pesticide Analysis

Pesticide and plant growth regulator analysis utilizing high-performance liquid chromatography-mass spectrometry (HPLC-MS) or gas chromatography-mass spectrometry (GC-MS).

\*GC-MS utilized where indicated.

**Method:** QSP 1212 - Analysis of Pesticides and Mycotoxins by LC-MS or QSP 1213 - Analysis of Pesticides by GC-MS

### PESTICIDE TEST RESULTS - 12/29/2023 ✓ PASS

COMPOUND	LOD/LOQ (µg/g)	ACTION LIMIT (µg/g)	MEASUREMENT UNCERTAINTY (µg/g)	RESULT (µg/g)	RESULT
Abamectin	0.03 / 0.10	0.3	N/A	ND	PASS
Acephate	0.02 / 0.07	5	N/A	ND	PASS
Acequinocyl	0.02 / 0.07	4	N/A	ND	PASS
Acetamiprid	0.02 / 0.05	5	N/A	ND	PASS
Aldicarb	0.03 / 0.08	≥ LOD	N/A	ND	PASS
Azoxystrobin	0.02 / 0.07	40	N/A	ND	PASS
Bifenazate	0.01 / 0.04	5	N/A	ND	PASS
Bifenthrin	0.02 / 0.05	0.5	N/A	ND	PASS
Boscalid	0.03 / 0.09	10	N/A	ND	PASS
Captan	0.19 / 0.57	5	N/A	ND	PASS
Carbaryl	0.02 / 0.06	0.5	N/A	ND	PASS
Carbofuran	0.02 / 0.05	≥ LOD	N/A	ND	PASS
Chlorantraniliprole	0.04 / 0.12	40	N/A	ND	PASS
Chlordane*	0.03 / 0.08	≥ LOD	N/A	ND	PASS
Chlorfenapyr*	0.03 / 0.10	≥ LOD	N/A	ND	PASS
Chlorpyrifos	0.02 / 0.06	≥ LOD	N/A	ND	PASS
Clofentezine	0.03 / 0.09	0.5	N/A	ND	PASS
Coumaphos	0.02 / 0.07	≥ LOD	N/A	ND	PASS
Cyfluthrin	0.12 / 0.38	1	N/A	ND	PASS
Cypermethrin	0.11 / 0.32	1	N/A	ND	PASS
Daminozide	0.02 / 0.07	≥ LOD	N/A	ND	PASS
Diazinon	0.02 / 0.05	0.2	N/A	ND	PASS
Dichlorvos (DDVP)	0.03 / 0.09	≥ LOD	N/A	ND	PASS
Dimethoate	0.03 / 0.08	≥ LOD	N/A	ND	PASS
Dimethomorph	0.03 / 0.09	20	N/A	ND	PASS
Ethoprophos	0.03 / 0.10	≥ LOD	N/A	ND	PASS
Etofenprox	0.02 / 0.06	≥ LOD	N/A	ND	PASS
Etiozazole	0.02 / 0.06	1.5	N/A	ND	PASS
Fenhexamid	0.03 / 0.09	10	N/A	ND	PASS
Fenoxycarb	0.03 / 0.08	≥ LOD	N/A	ND	PASS
Fenpyroximate	0.02 / 0.06	2	N/A	ND	PASS
Fipronil	0.03 / 0.08	≥ LOD	N/A	ND	PASS
Flonicamid	0.03 / 0.10	2	N/A	ND	PASS
Fludioxonil	0.03 / 0.10	30	N/A	ND	PASS
Hexythiazox	0.02 / 0.07	2	N/A	ND	PASS
Imazalil	0.02 / 0.06	≥ LOD	N/A	ND	PASS
Imidacloprid	0.04 / 0.11	3	N/A	ND	PASS
Kresoxim-methyl	0.02 / 0.07	1	N/A	ND	PASS
Malathion	0.03 / 0.09	5	N/A	ND	PASS
Metalaxyl	0.02 / 0.07	15	N/A	ND	PASS
Methiocarb	0.02 / 0.07	≥ LOD	N/A	ND	PASS

Continued on next page




**Pesticide Analysis** *Continued*

PESTICIDE TEST RESULTS - 12/29/2023 *continued* ✔ PASS

COMPOUND	LOD/LOQ (µg/g)	ACTION LIMIT (µg/g)	MEASUREMENT UNCERTAINTY (µg/g)	RESULT (µg/g)	RESULT
Methomyl	0.03 / 0.10	0.1	N/A	ND	PASS
Mevinphos	0.03 / 0.09	≥ LOD	N/A	ND	PASS
Myclobutanil	0.03 / 0.09	9	N/A	ND	PASS
Naled	0.02 / 0.07	0.5	N/A	ND	PASS
Oxamyl	0.04 / 0.11	0.2	N/A	ND	PASS
Paclobutrazol	0.02 / 0.05	≥ LOD	N/A	ND	PASS
Parathion-methyl	0.03 / 0.10	≥ LOD	N/A	ND	PASS
Pentachloronitrobenzene*	0.03 / 0.09	0.2	N/A	ND	PASS
Permethrin	0.04 / 0.12	20	N/A	ND	PASS
Phosmet	0.03 / 0.10	0.2	N/A	ND	PASS
Piperonyl Butoxide	0.02 / 0.07	8	N/A	ND	PASS
Prallethrin	0.03 / 0.08	0.4	N/A	ND	PASS
Propiconazole	0.02 / 0.07	20	N/A	ND	PASS
Propoxur	0.03 / 0.09	≥ LOD	N/A	ND	PASS
Pyrethrins	0.04 / 0.12	1	N/A	ND	PASS
Pyridaben	0.02 / 0.07	3	N/A	ND	PASS
Spinetoram	0.02 / 0.07	3	N/A	ND	PASS
Spinosad	0.02 / 0.07	3	N/A	ND	PASS
Spiromesifen	0.02 / 0.05	12	N/A	ND	PASS
Spirotetramat	0.02 / 0.06	13	N/A	ND	PASS
Spiroxamine	0.03 / 0.08	≥ LOD	N/A	ND	PASS
Tebuconazole	0.02 / 0.07	2	N/A	ND	PASS
Thiacloprid	0.03 / 0.10	≥ LOD	N/A	ND	PASS
Thiamethoxam	0.03 / 0.10	4.5	N/A	ND	PASS
Trifloxystrobin	0.03 / 0.08	30	N/A	ND	PASS


**Residual Solvents Analysis**

RESIDUAL SOLVENTS TEST RESULTS - 12/31/2023 ✔ PASS

Residual Solvent analysis utilizing gas chromatography-mass spectrometry (GC-MS).

**Method:** QSP 1204 - Analysis of Residual Solvents by GC-MS

**Total Butanes** = n-Butane + 2-Methylpropane (Isobutane)  
**Total Heptanes** = 2,2-Dimethylpentane (Neoheptane) +  
2,3-Dimethylpentane + 2,4-Dimethylpentane + 3,3-Dimethylpentane +  
2,2,3-Trimethylbutane (Triptane) + 2-Methylhexane (Isoheptane) +  
3-Methylhexane + 3-Ethylpentane + n-Heptane  
**Total Xylenes** = 1,2-Dimethylbenzene (o-Xylene) +  
1,3-Dimethylbenzene (m-Xylene) / 1,4-Dimethylbenzene (p-Xylene)

COMPOUND	LOD/LOQ (µg/g)	ACTION LIMIT (µg/g)	MEASUREMENT UNCERTAINTY (µg/g)	RESULT (µg/g)	RESULT
Propane	0.234 / 0.781	5000	N/A	ND	PASS
2-Methylpropane (Isobutane)	0.052 / 0.173		N/A	ND	
n-Butane	0.019 / 0.063	5000	N/A	ND	PASS
Total Butanes				ND	
n-Pentane	0.310 / 1.033	5000	N/A	ND	PASS
n-Hexane	0.110 / 0.366	290	N/A	ND	PASS
2,2-Dimethylpentane (Neoheptane)	0.493 / 1.642		N/A	ND	
2,3-Dimethylpentane	1.009 / 3.365		N/A	ND	
2,4-Dimethylpentane	0.737 / 2.458		N/A	ND	
3,3-Dimethylpentane	0.198 / 0.660		N/A	ND	

Continued on next page





## Residual Solvents Analysis

Continued

### RESIDUAL SOLVENTS TEST RESULTS - 12/31/2023 continued PASS

COMPOUND	LOD/LOQ (µg/g)	ACTION LIMIT (µg/g)	MEASUREMENT UNCERTAINTY (µg/g)	RESULT (µg/g)	RESULT
2,2,3-Trimethylbutane (Triptane)	0.521 / 1.738		N/A	ND	
2-Methylhexane (Isoheptane)	0.610 / 2.034		N/A	ND	
3-Methylhexane	0.235 / 0.785		N/A	ND	
3-Ethylpentane	0.304 / 1.012		N/A	ND	
n-Heptane	13.12 / 43.72	5000	N/A	ND	PASS
Total Heptanes				ND	
Benzene	0.089 / 0.295	1	N/A	ND	PASS
Toluene	0.115 / 0.382	890	N/A	ND	PASS
1,3-Dimethylbenzene / 1,4-Dimethylbenzene	0.451 / 1.502		N/A	ND	
1,2-Dimethylbenzene (o-Xylene)	0.387 / 1.289		N/A	ND	
Total Xylenes		2170		ND	PASS
Methanol	53.92 / 163.4	3000	N/A	ND	PASS
Ethanol	8.984 / 27.23	5000	N/A	ND	PASS
2-Propanol (Isopropyl Alcohol)	8.421 / 25.52	5000	N/A	ND	PASS
Acetone	10.59 / 32.08	5000	N/A	ND	PASS
Ethyl Acetate	1.123 / 3.745	5000	N/A	ND	PASS



## Heavy Metals Analysis

Heavy metal analysis utilizing inductively coupled plasma-mass spectrometry (ICP-MS).

Method: QSP 1160 - Analysis of Heavy Metals by ICP-MS

### HEAVY METALS TEST RESULTS - 12/28/2023 PASS

COMPOUND	LOD/LOQ (µg/g)	ACTION LIMIT (µg/g)	MEASUREMENT UNCERTAINTY (µg/g)	RESULT (µg/g)	RESULT
Arsenic	0.02 / 0.1	1.5	N/A	ND	PASS
Cadmium	0.02 / 0.05	0.5	N/A	ND	PASS
Lead	0.04 / 0.1	0.5	N/A	ND	PASS
Mercury	0.002 / 0.01	3	N/A	ND	PASS



## Microbiology Analysis

### PCR AND PLATING

Analysis conducted by polymerase chain reaction (PCR) and fluorescence detection of microbiological contaminants.

Method: QSP 1221 - Analysis of Microbiological Contaminants

### MICROBIOLOGY TEST RESULTS (PCR) - 12/30/2023 PASS

COMPOUND	ACTION LIMIT	RESULT	RESULT
Shiga toxin-producing <i>Escherichia coli</i>	Not Detected in 1g	ND	PASS
<i>Salmonella</i> spp.	Not Detected in 1g	ND	PASS





Microbiology Analysis *Continued*

MICROBIOLOGY TEST RESULTS (PLATING) - 12/30/2023 ND

Analysis conducted by 3M™ Petrifilm™ and plate counts of microbiological contaminants.

Method: QSP 6794 - Plating with 3M™ Petrifilm™

COMPOUND	RESULT (cfu/g)
Total Yeast and Mold	ND
Coliforms	ND