

This report is required by law (42 USC 1395g; 42 CFR 413.20(b)). Failure to report can result in all interim payments made since the beginning of the cost reporting period being deemed overpayments (42 USC 1395g).	FORM APPROVED OMB NO. 0938-0463 EXPIRES: 12/31/2021
ROSE MOUNTAIN CARE CTR Provider CCN: 315384	Period: From: 01/01/2024 To: 12/31/2024 Run Date Time: 5/28/2025 10:39 am MCRIF32 Version: 11.1.179.1



**SKILLED NURSING FACILITY AND SKILLED NURSING FACILITY HEALTH CARE
 COMPLEX COST REPORT CERTIFICATION AND SETTLEMENT SUMMARY**

**Worksheet S
 Parts I, II & III**

PART I - COST REPORT STATUS

Provider use only	1. <input checked="" type="checkbox"/> Electronically prepared cost report 2. <input type="checkbox"/> Manually prepared cost report 3. <input type="checkbox"/> If this is an amended report enter the number of times the provider resubmitted this cost report. 3.01. <input type="checkbox"/> No Medicare Utilization. Enter "Y" for yes or leave blank for no.	Date:	Time:
Contractor use only:	4. <input type="checkbox"/> Cost Report Status (1) As Submitted (2) Settled without audit (3) Settled with audit (4) Reopened (5) Amended 5. Date Received: _____	6. Contractor No.: _____	7. <input type="checkbox"/> First Cost Report for this Provider CCN
		8. <input type="checkbox"/> Last Cost Report for this Provider CCN	9. NPR Date: _____
		10. If line 4, column 1 is "4": Enter number of times reopened <u>0</u>	11. Contractor Vendor Code: <u>4</u>
		12. <input type="checkbox"/> Medicare Utilization. Enter "F" for full, "L" for low, or "N" for no utilization.	

PART II - CERTIFICATION OF CHIEF FINANCIAL OFFICER OR ADMINISTRATOR

MISREPRESENTATION OR FALSIFICATION OF ANY INFORMATION CONTAINED IN THIS COST REPORT MAY BE PUNISHABLE BY CRIMINAL, CIVIL, AND ADMINISTRATIVE ACTION, FINE AND/OR IMPRISONMENT UNDER FEDERAL LAW. FURTHERMORE, IF SERVICES IDENTIFIED IN THIS REPORT WERE PROVIDED THROUGH THE PAYMENT DIRECTLY OR INDIRECTLY OF A KICKBACK OR WERE OTHERWISE ILLEGAL, CRIMINAL, CIVIL, AND ADMINISTRATIVE ACTION, FINES AND/OR IMPRISONMENT MAY RESULT.

CERTIFICATION BY CHIEF FINANCIAL OFFICER OR ADMINISTRATOR OF FACILITY

I HEREBY CERTIFY that I have read the above certification statement and that I have examined the accompanying electronically filed or manually submitted cost report and the Balance Sheet and Statement of Revenue and Expenses prepared by ROSE MOUNTAIN CARE CTR, 315384 {Provider Name(s) and CCN(s)} for the cost reporting period beginning 01/01/2024 and ending 12/31/2024 and that to the best of my knowledge and belief, this report and statement are true, correct, complete and prepared from the books and records of the provider in accordance with applicable instructions, except as noted. I further certify that I am familiar with the laws and regulations regarding the provision of health care services, and that the services identified in this cost report were provided in compliance with such laws and regulations.


	SIGNATURE OF CHIEF FINANCIAL OFFICER OR ADMINISTRATOR	CHECKBOX	ELECTRONIC SIGNATURE STATEMENT	
1	1	2		
1	<i>Joe Blachorsky</i>	Y	I have read and agree with the above certification statement. I certify that I intend my electronic signature on this certification be the legally binding equivalent of my original signature.	1
2	Signatory Printed Name: JOE BLACHORSKY			2
3	Signatory Title: CFO			3
4	Signature Date: (Dated when report is electronically signed.)			4

PART III - SETTLEMENT SUMMARY

	Cost Center Description	Title V	Title XVIII		Title XIX	
			Part A	Part B		
		1.00	2.00	3.00	4.00	
1.00	SKILLED NURSING FACILITY	0	-54,579	0	0	1.00
2.00	NURSING FACILITY	0			0	2.00
3.00	ICF/IID				0	3.00
4.00	SNF - BASED HHA I	0	0	0		4.00
5.00	SNF - BASED RHC I	0		0		5.00
6.00	SNF - BASED FQHC I	0		0		6.00
7.00	SNF - BASED CMHC I	0		0		7.00
100.00	TOTAL	0	-54,579	0	0	100.00

The above amounts represent "due to" or "due from" the applicable Program for the element of the above complex indicated.

According to the Paperwork Reduction Act of 1995, no persons are required to respond to a collection of information unless it displays a valid OMB control number for this information collection is 0938-0463. The time required to complete this information collection is estimated 202 hours per response, including the time to review instructions, search existing data resources, gather the data needed, and complete and review the information collection. If you have any comments concerning the accuracy of the time estimate(s) or suggestions for improving this form, please write to: CMS, 7500 Security Boulevard, Attn: PRA Report Clearance Officer, Mail Stop C4-26-05, Baltimore, Maryland 21244-1850. Please do not send applications, claims, payments, medical records or any documents containing sensitive information to the PRA Reports Clearance Office. Please note that any correspondence not pertaining to the information collection burden approved under the associated OMB control number listed on this form will not be reviewed, forwarded, or retained. If you have questions or concerns regarding where to submit your documents, please contact 1-800-MEDICARE.

ROSE MOUNTAIN CARE CTR		Period:	Run Date Time:	5/28/2025 10:39 am	
Provider CCN:	315384	From: 01/01/2024	MCRIF32	2540-10	
		To: 12/31/2024	Version:	11.1.179.1	

SKILLED NURSING FACILITY AND SKILLED NURSING FACILITY HEALTH CARE
COMPLEX IDENTIFICATION DATA

Worksheet S-2
Part I
PPS

Skilled Nursing Facility and Skilled Nursing Facility Complex Address:								
1.00	Street:	27 US HIGHWAY 1	P.O. Box:				1.00	
2.00	City:	NEW BRUNSWICK	State:	NJ	ZIP Code:	08901	2.00	
3.00	County:	MIDDLESEX	CBSA Code:	35154	Urban / Rural:	U	3.00	
3.01	CBSA on/after October 1 of the Cost Reporting Period (if applicable)							3.01


SNF and SNF-Based Component Identification:								
Component	Component Name	Provider CCN	Date Certified	Payment System (P, O, or N)				
				V	XVIII	XIX		
	1.00	2.00	3.00	4.00	5.00	6.00		
4.00	SNF	ROSE MOUNTAIN CARE CTR	315384	12/01/1997	N	P	O	4.00
5.00	Nursing Facility							5.00
6.00	ICF/IID							6.00
7.00	SNF-Based HHA							7.00
8.00	SNF-Based RHC							8.00
9.00	SNF-Based FQHC							9.00
10.00	SNF-Based CMHC							10.00
11.00	SNF-Based OLTC							11.00
12.00	SNF-Based HOSPICE							12.00
13.00	SNF-Based CORF							13.00
			From:	To:				
			1.00	2.00				
14.00	Cost Reporting Period (mm/dd/yyyy)		01/01/2024	12/31/2024				14.00
15.00	Type of Control (See Instructions)	4 - Proprietary, Corporation						15.00
							Y/N	
							1.00	

Type of Freestanding Skilled Nursing Facility				
16.00	Is this a distinct part skilled nursing facility that meets the requirements set forth in 42 CFR section 483.5?		Y	16.00
17.00	Is this a composite distinct part skilled nursing facility that meets the requirements set forth in 42 CFR section 483.5?		N	17.00
18.00	Are there any costs included in Worksheet A that resulted from transactions with related organizations as defined in CMS Pub. 15-1, chapter 10? If yes, complete Worksheet A-8-1.		Y	18.00

Miscellaneous Cost Reporting Information				
19.00	If this is a low Medicare utilization cost report, indicate with a "Y", for yes, or "N" for no.		N	19.00
19.01	If line 19 is yes, does this cost report meet your contractor's criteria for filing a low Medicare utilization cost report, indicate with a "Y", for yes, or "N" for no.		N	19.01

Depreciation - Enter the amount of depreciation reported in this SNF for the method indicated on Lines 20 - 22.				
20.00	Straight Line		14,565	20.00
21.00	Declining Balance		0	21.00
22.00	Sum of the Year's Digits		0	22.00
23.00	Sum of line 20 through 22		14,565	23.00
24.00	If depreciation is funded, enter the balance as of the end of the period.		0	24.00
25.00	Were there any disposal of capital assets during the cost reporting period? (Y/N)		N	25.00
26.00	Was accelerated depreciation claimed on any assets in the current or any prior cost reporting period? (Y/N)		N	26.00
27.00	Did you cease to participate in the Medicare program at end of the period to which this cost report applies? (Y/N)		N	27.00
28.00	Was there a substantial decrease in health insurance proportion of allowable cost from prior cost reports? (Y/N)		N	28.00
		Part A	Part B	Other
		1.00	2.00	3.00


If this facility contains a public or non-public provider that qualifies for an exemption from the application of the lower of the costs or charges enter "Y" for each component and type of service that qualifies for the exemption.					
29.00	Skilled Nursing Facility		N	N	29.00
30.00	Nursing Facility			N	30.00
31.00	ICF/IID				31.00
32.00	SNF-Based HHA		N	N	32.00
33.00	SNF-Based RHC				33.00
34.00	SNF-Based FQHC				34.00
35.00	SNF-Based CMHC			N	35.00
36.00	SNF-Based OLTC				36.00
			Y/N		
			1.00	2.00	
37.00	Is the skilled nursing facility located in a state that certifies the provider as a SNF regardless of the level of care given for Titles V & XIX patients? (Y/N)		Y		37.00
38.00	Are you legally-required to carry malpractice insurance? (Y/N)		Y		38.00

ROSE MOUNTAIN CARE CTR	Period:	Run Date Time:	5/28/2025 10:39 am	
Provider CCN: 315384	From: 01/01/2024	MCRIF32	2540-10	
	To: 12/31/2024	Version:	11.1.179.1	

SKILLED NURSING FACILITY AND SKILLED NURSING FACILITY HEALTH CARE
COMPLEX IDENTIFICATION DATA

Worksheet S-2
Part I
PPS

			Y/N		
			1.00	2.00	
39.00	Is the malpractice a "claims-made" or "occurrence" policy? If the policy is "claims-made" enter 1. If the policy is "occurrence", enter 2.			2	39.00
		Premiums	Paid Losses	Self Insurance	
		1.00	2.00	3.00	
41.00	List malpractice premiums and paid losses:	0	0	0	41.00
			Y/N		
			1.00		
42.00	Are malpractice premiums and paid losses reported in other than the Administrative and General cost center? Enter Y or N. If yes, check box, and submit supporting schedule listing cost centers and amounts.			N	42.00
43.00	Are there any home office costs as defined in CMS Pub. 15-1, Chapter 10?			N	43.00
			Provider CCN		
			1.00		
44.00	If line 43 is yes, enter the home office chain number and enter the name and address of the home office on lines 45, 46 and 47.				44.00
If this facility is part of a chain organization, enter the name and address of the home office on the lines below.					
45.00	Name:	Contractor Name:	Contractor Number:		45.00
46.00	Street:	P.O. Box:			46.00
47.00	City:	State:	ZIP Code:		47.00

ROSE MOUNTAIN CARE CTR	Period: From: 01/01/2024 To: 12/31/2024	Run Date Time: 5/28/2025 10:39 am MCRIF32 Version: 11.1.179.1	2540-10	
Provider CCN: 315384				

SKILLED NURSING FACILITY AND SKILLED NURSING FACILITY HEALTH CARE
COMPLEX REIMBURSEMENT QUESTIONNAIRE

Worksheet S-2
Part II
PPS

General Instruction: For all column 1 responses enter in column 1, "Y" for Yes or "N" for No. For all the date responses the format will be (mm/dd/yyyy)

Completed by All Skilled Nursing Facilities

Provider Organization and Operation

		Y/N	Date	
		1.00	2.00	
1.00	Has the provider changed ownership immediately prior to the beginning of the cost reporting period? If column 1 is "Y", enter the date of the change in column 2. (see instructions)	N		1.00
		Y/N	Date	V/I
		1.00	2.00	3.00
2.00	Has the provider terminated participation in the Medicare Program? If column 1 is yes, enter in column 2 the date of termination and in column 3, "V" for voluntary or "I" for involuntary.	N		2.00
3.00	Is the provider involved in business transactions, including management contracts, with individuals or entities (e.g., chain home offices, drug or medical supply companies) that are related to the provider or its officers, medical staff, management personnel, or members of the board of directors through ownership, control, or family and other similar relationships? (see instructions)	Y		3.00
		Y/N	Type	Date
		1.00	2.00	3.00

Financial Data and Reports

4.00	Column 1: Were the financial statements prepared by a Certified Public Accountant? (Y/N) Column 2: If yes, enter "A" for Audited, "C" for Compiled, or "R" for Reviewed. Submit complete copy or enter date available in column 3. (see instructions) If no, see instructions.	Y	C	10/31/2025	4.00
5.00	Are the cost report total expenses and total revenues different from those on the filed financial statements? If column 1 is "Y", submit reconciliation.	N			5.00
		Y/N	Legal Oper.		
		1.00	2.00		

Approved Educational Activities

6.00	Column 1: Were costs claimed for Nursing School? (Y/N) Column 2: Is the provider the legal operator of the program? (Y/N)	N	N		6.00
7.00	Were costs claimed for Allied Health Programs? (Y/N) see instructions.	N			7.00
8.00	Were approvals and/or renewals obtained during the cost reporting period for Nursing School and/or Allied Health Program? (Y/N) see instructions.	N			8.00
			Y/N		
			1.00		

Bad Debts

9.00	Is the provider seeking reimbursement for bad debts? (Y/N) see instructions.		Y		9.00
10.00	If line 9 is "Y", did the provider's bad debt collection policy change during this cost reporting period? If "Y", submit copy.		N		10.00
11.00	If line 9 is "Y", are patient deductibles and/or coinsurance waived? If "Y", see instructions.		N		11.00

Bed Complement

12.00	Have total beds available changed from prior cost reporting period? If "Y", see instructions.		N		12.00
-------	---	--	---	--	-------

	Description	Part A		Part B	
		Y/N	Date	Y/N	Date
	0	1.00	2.00	3.00	4.00

PS&R Data

13.00	Was the cost report prepared using the PS&R only? If either col. 1 or 3 is "Y", enter the paid through date of the PS&R used to prepare this cost report in cols. 2 and 4.(see Instructions.)	Y	03/20/2025	Y	03/20/2025	13.00
14.00	Was the cost report prepared using the PS&R for total and the provider's records for allocation? If either col. 1 or 3 is "Y" enter the paid through date of the PS&R used to prepare this cost report in columns 2 and 4.	N		N		14.00
15.00	If line 13 or 14 is "Y", were adjustments made to PS&R data for additional claims that have been billed but are not included on the PS&R used to file this cost report? If "Y", see Instructions.	N		N		15.00
16.00	If line 13 or 14 is "Y", then were adjustments made to PS&R data for corrections of other PS&R Report information? If yes, see instructions.	N		N		16.00
17.00	If line 13 or 14 is "Y", then were adjustments made to PS&R data for Other? Describe the other adjustments:	N		N		17.00
18.00	Was the cost report prepared only using the provider's records? If "Y" see Instructions.	N		N		18.00
		1.00	2.00	3.00		

Cost Report Preparer Contact Information

19.00	Enter the first name, last name and the title/position held by the cost report preparer in columns 1, 2, and 3, respectively.	CHARLES	REED	VICE-PRESIDENT	19.00
20.00	Enter the employer/company name of the cost report preparer.	EXECUCARE ASSOCIATES			20.00
21.00	Enter the telephone number and email address of the cost report preparer in columns 1 and 2, respectively.	732-534-4390	CRWASSC@NETSCAPE.NET		21.00

ROSE MOUNTAIN CARE CTR		Period:	Run Date Time:	5/28/2025 10:39 am
Provider CCN: 315384		From: 01/01/2024	MCRIF32	2540-10
		To: 12/31/2024	Version:	11.1.179.1



SKILLED NURSING FACILITY AND SKILLED NURSING FACILITY HEALTH CARE
COMPLEX STATISTICAL DATA

Worksheet S-3
Part I
PPS

	Component	Number of Beds	Bed Days Available	Inpatient Days/Visits					Discharges					
				Title V	Title XVIII	Title XIX	Other	Total	Title V	Title XVIII	Title XIX	Other	Total	
		1.00	2.00	3.00	4.00	5.00	6.00	7.00	8.00	9.00	10.00	11.00	12.00	
1.00	SKILLED NURSING FACILITY	112	40,992	0	1,774	24,839	4,967	31,580	0	24	97	37	158	1.00
2.00	NURSING FACILITY	0	0	0	0	0	0	0	0	0	0	0	0	2.00
3.00	ICF/IID	0	0	0	0	0	0	0	0	0	0	0	0	3.00
4.00	HOME HEALTH AGENCY COST			0	0	0	0	0						4.00
5.00	Other Long Term Care	0	0				0	0				0	0	5.00
6.00	SNF-Based CMHC													6.00
7.00	HOSPICE	0	0	0	0	0	0	0	0	0	0	0	0	7.00
8.00	Total (Sum of lines 1-7)	112	40,992	0	1,774	24,839	4,967	31,580	0	24	97	37	158	8.00

	Component	Average Length of Stay				Admissions					Full Time Equivalent			
		Title V	Title XVIII	Title XIX	Total	Title V	Title XVIII	Title XIX	Other	Total	Employees on Payroll	Nonpaid Workers		
		13.00	14.00	15.00	16.00	17.00	18.00	19.00	20.00	21.00	22.00	23.00		
1.00	SKILLED NURSING FACILITY	0.00	73.92	256.07	199.87	0	44	70	43	157	89.91	0.00		1.00
2.00	NURSING FACILITY	0.00		0.00	0.00	0		0	0	0	0.00	0.00		2.00
3.00	ICF/IID			0.00	0.00			0	0	0	0.00	0.00		3.00
4.00	HOME HEALTH AGENCY COST										0.00	0.00		4.00
5.00	Other Long Term Care				0.00				0	0	0.00	0.00		5.00
6.00	SNF-Based CMHC										0.00	0.00		6.00
7.00	HOSPICE	0.00	0.00	0.00	0.00	0	0	0	0	0	0.00	0.00		7.00
8.00	Total (Sum of lines 1-7)	0.00	73.92	256.07	199.87	0	44	70	43	157	89.91	0.00		8.00

ROSE MOUNTAIN CARE CTR	Period:	Run Date Time:	5/28/2025 10:39 am
Provider CCN: 315384	From: 01/01/2024	MCRIF32	2540-10
	To: 12/31/2024	Version:	11.1.179.1



SNF WAGE INDEX INFORMATION

Worksheet S-3
Part II
PPS

PART II - DIRECT SALARIES							
		Amount Reported	Reclass. of Salaries from Worksheet A-6	Adjusted Salaries (col. 1 ± col. 2)	Paid Hours Related to Salary in col. 3	Average Hourly Wage (col. 3 ÷ col. 4)	
		1.00	2.00	3.00	4.00	5.00	
SALARIES							
1.00	Total salaries (See Instructions)	5,433,807	0	5,433,807	187,013.00	29.06	1.00
2.00	Physician salaries-Part A	0	0	0	0.00	0.00	2.00
3.00	Physician salaries-Part B	0	0	0	0.00	0.00	3.00
4.00	Home office personnel	0	0	0	0.00	0.00	4.00
5.00	Sum of lines 2 through 4	0	0	0	0.00	0.00	5.00
6.00	Revised wages (line 1 minus line 5)	5,433,807	0	5,433,807	187,013.00	29.06	6.00
7.00	Other Long Term Care	0	0	0	0.00	0.00	7.00
8.00	HOME HEALTH AGENCY COST	0	0	0	0.00	0.00	8.00
9.00	CMHC	0	0	0	0.00	0.00	9.00
10.00	HOSPICE	0	0	0	0.00	0.00	10.00
11.00	Other excluded areas	0	0	0	0.00	0.00	11.00
12.00	Subtotal Excluded salary (Sum of lines 7 through 11)	0	0	0	0.00	0.00	12.00
13.00	Total Adjusted Salaries (line 6 minus line 12)	5,433,807	0	5,433,807	187,013.00	29.06	13.00
OTHER WAGES & RELATED COSTS							
14.00	Contract Labor: Patient Related & Mgmt	792,076	0	792,076	17,522.00	45.20	14.00
15.00	Contract Labor: Physician services-Part A	0	0	0	0.00	0.00	15.00
16.00	Home office salaries & wage related costs	0	0	0	0.00	0.00	16.00
WAGE-RELATED COSTS							
17.00	Wage-related costs core (See Part IV)	701,393	0	701,393			17.00
18.00	Wage-related costs other (See Part IV)	0	0	0			18.00
19.00	Wage related costs (excluded units)	0	0	0			19.00
20.00	Physician Part A - WRC	0	0	0			20.00
21.00	Physician Part B - WRC	0	0	0			21.00
22.00	Total Adjusted Wage Related cost (see instructions)	701,393	0	701,393			22.00

ROSE MOUNTAIN CARE CTR	Period:	Run Date Time:	5/28/2025 10:39 am
Provider CCN: 315384	From: 01/01/2024	MCRIF32	2540-10
	To: 12/31/2024	Version:	11.1.179.1



SNF WAGE INDEX INFORMATION

Worksheet S-3
Part III
PPS

PART III - OVERHEAD COST - DIRECT SALARIES

		Amount Reported	Reclass. of Salaries from Worksheet A-6	Adjusted Salaries (col. 1 ± col. 2)	Paid Hours Related to Salary in col. 3	Average Hourly Wage (col. 3 ÷ col. 4)	
		1.00	2.00	3.00	4.00	5.00	
1.00	Employee Benefits	0	0	0	0.00	0.00	1.00
2.00	Administrative & General	786,736	0	786,736	18,825.00	41.79	2.00
3.00	Plant Operation, Maintenance & Repairs	88,777	0	88,777	2,160.00	41.10	3.00
4.00	Laundry & Linen Service	0	0	0	0.00	0.00	4.00
5.00	Housekeeping	309,288	0	309,288	18,183.00	17.01	5.00
6.00	Dietary	445,192	0	445,192	26,149.00	17.03	6.00
7.00	Nursing Administration	270,607	0	270,607	4,866.00	55.61	7.00
8.00	Central Services and Supply	0	0	0	0.00	0.00	8.00
9.00	Pharmacy	0	0	0	0.00	0.00	9.00
10.00	Medical Records & Medical Records Library	0	0	0	0.00	0.00	10.00
11.00	Social Service	80,649	0	80,649	2,008.00	40.16	11.00
12.00	Nursing and Allied Health Ed. Act.						12.00
13.00	Other General Service	171,746	0	171,746	9,623.00	17.85	13.00
14.00	Total (sum lines 1 thru 13)	2,152,995	0	2,152,995	81,814.00	26.32	14.00

ROSE MOUNTAIN CARE CTR	Period:	Run Date Time:	5/28/2025 10:39 am
Provider CCN: 315384	From: 01/01/2024	MCRIF32	2540-10
	To: 12/31/2024	Version:	11.1.179.1



SNF WAGE RELATED COSTS

Worksheet S-3
Part IV
PPS

PART IV - WAGE RELATED COSTS		Amount Reported	
		1.00	
Part A - Core List			
RETIREMENT COST			
1.00	401K Employer Contributions	0	1.00
2.00	Tax Sheltered Annuity (TSA) Employer Contribution	0	2.00
3.00	Qualified and Non-Qualified Pension Plan Cost	0	3.00
4.00	Prior Year Pension Service Cost	0	4.00
PLAN ADMINISTRATIVE COSTS (Paid to External Organization)			
5.00	401K/TSA Plan Administration fees	0	5.00
6.00	Legal/Accounting/Management Fees-Pension Plan	0	6.00
7.00	Employee Managed Care Program Administration Fees	0	7.00
HEALTH AND INSURANCE COST			
8.00	Health Insurance (Purchased or Self Funded)	111,408	8.00
9.00	Prescription Drug Plan	0	9.00
10.00	Dental, Hearing and Vision Plan	0	10.00
11.00	Life Insurance (If employee is owner or beneficiary)	0	11.00
12.00	Accident Insurance (If employee is owner or beneficiary)	0	12.00
13.00	Disability Insurance (If employee is owner or beneficiary)	0	13.00
14.00	Long-Term Care Insurance (If employee is owner or beneficiary)	0	14.00
15.00	Workers' Compensation Insurance	94,413	15.00
16.00	Retirement Health Care Cost (Only current year, not the extraordinary accrual required by FASB 106. Non cumulative portion)	0	16.00
TAXES			
17.00	FICA-Employers Portion Only	415,519	17.00
18.00	Medicare Taxes - Employers Portion Only	0	18.00
19.00	Unemployment Insurance	0	19.00
20.00	State or Federal Unemployment Taxes	80,053	20.00
OTHER			
21.00	Executive Deferred Compensation	0	21.00
22.00	Day Care Cost and Allowances	0	22.00
23.00	Tuition Reimbursement	0	23.00
24.00	Total Wage Related cost (Sum of lines 1 - 23)	701,393	24.00
		Amount Reported	
		1.00	
Part B - Other than Core Related Cost			
25.00	OTHER WAGE RELATED COST	0	25.00

ROSE MOUNTAIN CARE CTR		Period:	Run Date Time:	5/28/2025 10:39 am
Provider CCN: 315384		From: 01/01/2024	MCRIF32	2540-10
		To: 12/31/2024	Version:	11.1.179.1



SNF REPORTING OF DIRECT CARE EXPENDITURES

Worksheet S-3
Part V
PPS

	OCCUPATIONAL CATEGORY	Amount Reported	Fringe Benefits	Adjusted Salaries (col. 1 + col. 2)	Paid Hours Related to Salary in col. 3	Average Hourly Wage (col. 3 ÷ col. 4)	
		1.00	2.00	3.00	4.00	5.00	
Direct Salaries							
Nursing Occupations							
1.00	Registered Nurses (RNs)	591,791	76,390	668,181	13,053.00	51.19	1.00
2.00	Licensed Practical Nurses (LPNs)	776,163	100,190	876,353	21,758.00	40.28	2.00
3.00	Certified Nursing Assistant/Nursing Assistants/Aides	1,594,673	205,846	1,800,519	63,089.00	28.54	3.00
4.00	Total Nursing (sum of lines 1 through 3)	2,962,627	382,426	3,345,053	97,900.00	34.17	4.00
5.00	Physical Therapists	181,473	23,425	204,898	3,489.00	58.73	5.00
6.00	Physical Therapy Assistants	0	0	0	0.00	0.00	6.00
7.00	Physical Therapy Aides	0	0	0	0.00	0.00	7.00
8.00	Occupational Therapists	134,195	17,322	151,517	3,743.00	40.48	8.00
9.00	Occupational Therapy Assistants	0	0	0	0.00	0.00	9.00
10.00	Occupational Therapy Aides	0	0	0	0.00	0.00	10.00
11.00	Speech Therapists	2,517	325	2,842	66.00	43.06	11.00
12.00	Respiratory Therapists	0	0	0	0.00	0.00	12.00
13.00	Other Medical Staff	0	0	0	0.00	0.00	13.00
Contract Labor							
Nursing Occupations							
14.00	Registered Nurses (RNs)	152,375		152,375	2,249.00	67.75	14.00
15.00	Licensed Practical Nurses (LPNs)	156,451		156,451	2,611.00	59.92	15.00
16.00	Certified Nursing Assistant/Nursing Assistants/Aides	436,469		436,469	11,871.00	36.77	16.00
17.00	Total Nursing (sum of lines 14 through 16)	745,295		745,295	16,731.00	44.55	17.00
18.00	Physical Therapists	46,781		46,781	791.00	59.14	18.00
19.00	Physical Therapy Assistants	0		0	0.00	0.00	19.00
20.00	Physical Therapy Aides	0		0	0.00	0.00	20.00
21.00	Occupational Therapists	0		0	0.00	0.00	21.00
22.00	Occupational Therapy Assistants	0		0	0.00	0.00	22.00
23.00	Occupational Therapy Aides	0		0	0.00	0.00	23.00
24.00	Speech Therapists	0		0	0.00	0.00	24.00
25.00	Respiratory Therapists	0		0	0.00	0.00	25.00
26.00	Other Medical Staff	0		0	0.00	0.00	26.00

ROSE MOUNTAIN CARE CTR	Period:	Run Date Time:	5/28/2025 10:39 am
Provider CCN: 315384	From: 01/01/2024	MCRIF32	2540-10
	To: 12/31/2024	Version:	11.1.179.1




PROSPECTIVE PAYMENT FOR SNF STATISTICAL DATA

Worksheet S-7

PPS

	Group	Days	
	1.00	2.00	
1.00	RUX		1.00
2.00	RUL		2.00
3.00	RVX		3.00
4.00	RVL		4.00
5.00	RHX		5.00
6.00	RHL		6.00
7.00	RMX		7.00
8.00	RML		8.00
9.00	RLX		9.00
10.00	RUC		10.00
11.00	RUB		11.00
12.00	RUA		12.00
13.00	RVC		13.00
14.00	RVB		14.00
15.00	RVA		15.00
16.00	RHC		16.00
17.00	RHB		17.00
18.00	RHA		18.00
19.00	RMC		19.00
20.00	RMB		20.00
21.00	RMA		21.00
22.00	RLB		22.00
23.00	RLA		23.00
24.00	ES3		24.00
25.00	ES2		25.00
26.00	ES1		26.00
27.00	HE2		27.00
28.00	HE1		28.00
29.00	HD2		29.00
30.00	HD1		30.00
31.00	HC2		31.00
32.00	HC1		32.00
33.00	HB2		33.00
34.00	HB1		34.00
35.00	LE2		35.00
36.00	LE1		36.00
37.00	LD2		37.00
38.00	LD1		38.00
39.00	LC2		39.00
40.00	LC1		40.00
41.00	LB2		41.00
42.00	LB1		42.00
43.00	CE2		43.00
44.00	CE1		44.00
45.00	CD2		45.00
46.00	CD1		46.00
47.00	CC2		47.00
48.00	CC1		48.00
49.00	CB2		49.00
50.00	CB1		50.00
51.00	CA2		51.00
52.00	CA1		52.00
53.00	SE3		53.00
54.00	SE2		54.00
55.00	SE1		55.00
56.00	SSC		56.00
57.00	SSB		57.00

ROSE MOUNTAIN CARE CTR	Period:	Run Date Time:	5/28/2025 10:39 am	
Provider CCN: 315384	From: 01/01/2024	MCRIF32	2540-10	
	To: 12/31/2024	Version:	11.1.179.1	

PROSPECTIVE PAYMENT FOR SNF STATISTICAL DATA

Worksheet S-7

PPS

	Group	Days		
	1.00	2.00		
58.00	SSA		58.00	
59.00	IB2		59.00	
60.00	IB1		60.00	
61.00	IA2		61.00	
62.00	IA1		62.00	
63.00	BB2		63.00	
64.00	BB1		64.00	
65.00	BA2		65.00	
66.00	BA1		66.00	
67.00	PE2		67.00	
68.00	PE1		68.00	
69.00	PD2		69.00	
70.00	PD1		70.00	
71.00	PC2		71.00	
72.00	PC1		72.00	
73.00	PB2		73.00	
74.00	PB1		74.00	
75.00	PA2		75.00	
76.00	PA1		76.00	
99.00	AAA		99.00	
100.00			100.00	
		Expenses	Percentage	Y/N
		1.00	2.00	3.00

A notice published in the Federal Register Volume 68, No. 149 August 4, 2003 provided for an increase in the RUG payments beginning 10/01/2003. Congress expected this increase to be used for direct patient care and related expenses. For lines 101 through 106: Enter in column 1 the amount of the expense for each category. Enter in column 2 the percentage of total expenses for each category to total SNF revenue from Worksheet G-2, Part I, line 1, column 3. Indicate in column 3 "Y" for yes or "N" for no if the spending reflects increases associated with direct patient care and related expenses for each category. (If column 2 is zero, enter N/A in column 3) (See instructions)

101.00	Staffing				101.00
102.00	Recruitment				102.00
103.00	Retention of employees				103.00
104.00	Training				104.00
105.00	OTHER (SPECIFY)				105.00
106.00	Total SNF revenue (Worksheet G-2, Part I, line 1, column 3)				106.00

ROSE MOUNTAIN CARE CTR	Period:	Run Date Time:	5/28/2025 10:39 am
Provider CCN: 315384	From: 01/01/2024	MCRIF32	2540-10
	To: 12/31/2024	Version:	11.1.179.1



RECLASSIFICATION AND ADJUSTMENT OF TRIAL BALANCE OF EXPENSES

Worksheet A

PPS

		Cost Center Description	Salaries	Other	Total (col. 1 + col. 2)	Reclassifications Increase/Decrease (Fr Wkst A-6)	Reclassified Trial Balance (col. 3 +- col. 4)	Adjustments to Expenses (Fr Wkst A-8)	Net Expenses For Allocation (col. 5 +- col. 6)	
GENERAL SERVICE COST CENTERS										
1.00	00100	CAP REL COSTS - BLDGS & FIXTURES		620,831	620,831	0	620,831	-327,925	292,906	1.00
2.00	00200	CAP REL COSTS - MOVABLE EQUIPMENT		5,028	5,028	0	5,028	0	5,028	2.00
3.00	00300	EMPLOYEE BENEFITS	0	701,414	701,414	0	701,414	0	701,414	3.00
4.00	00400	ADMINISTRATIVE & GENERAL	786,736	1,833,139	2,619,875	0	2,619,875	-523,435	2,096,440	4.00
5.00	00500	PLANT OPERATION, MAINT. & REPAIRS	88,777	320,549	409,326	0	409,326	0	409,326	5.00
6.00	00600	LAUNDRY & LINEN SERVICE	0	0	0	0	0	0	0	6.00
7.00	00700	HOUSEKEEPING	309,288	42,664	351,952	0	351,952	0	351,952	7.00
8.00	00800	DIETARY	445,192	343,705	788,897	0	788,897	0	788,897	8.00
9.00	00900	NURSING ADMINISTRATION	270,607	26,517	297,124	0	297,124	0	297,124	9.00
10.00	01000	CENTRAL SERVICES & SUPPLY	0	160,805	160,805	0	160,805	0	160,805	10.00
11.00	01100	PHARMACY	0	24,146	24,146	0	24,146	0	24,146	11.00
12.00	01200	MEDICAL RECORDS & LIBRARY	0	0	0	0	0	0	0	12.00
13.00	01300	SOCIAL SERVICE	80,649	0	80,649	0	80,649	0	80,649	13.00
14.00	01400	NURSING AND ALLIED HEALTH EDUCATION	0	0	0	0	0	0	0	14.00
15.00	01500	ACTIVITIES	171,746	16,578	188,324	0	188,324	0	188,324	15.00
INPATIENT ROUTINE SERVICE COST CENTERS										
30.00	03000	SKILLED NURSING FACILITY	2,962,627	745,520	3,708,147	0	3,708,147	-225	3,707,922	30.00
31.00	03100	NURSING FACILITY	0	0	0	0	0	0	0	31.00
32.00	03200	ICF/IID	0	0	0	0	0	0	0	32.00
33.00	03300	OTHER LONG TERM CARE	0	0	0	0	0	0	0	33.00
ANCILLARY SERVICE COST CENTERS										
40.00	04000	RADIOLOGY	0	0	0	0	0	0	0	40.00
41.00	04100	LABORATORY	0	6,692	6,692	0	6,692	0	6,692	41.00
42.00	04200	INTRAVENOUS THERAPY	0	0	0	0	0	0	0	42.00
43.00	04300	OXYGEN (INHALATION) THERAPY	0	0	0	0	0	0	0	43.00
44.00	04400	PHYSICAL THERAPY	181,473	82,781	264,254	0	264,254	0	264,254	44.00
45.00	04500	OCCUPATIONAL THERAPY	134,195	0	134,195	0	134,195	0	134,195	45.00
46.00	04600	SPEECH PATHOLOGY	2,517	0	2,517	0	2,517	0	2,517	46.00
47.00	04700	ELECTROCARDIOLOGY	0	0	0	0	0	0	0	47.00
48.00	04800	MEDICAL SUPPLIES CHARGED TO PATIENTS	0	0	0	0	0	0	0	48.00
49.00	04900	DRUGS CHARGED TO PATIENTS	0	53,083	53,083	0	53,083	0	53,083	49.00
50.00	05000	DENTAL CARE - TITLE XIX ONLY	0	0	0	0	0	0	0	50.00
51.00	05100	SUPPORT SURFACES	0	0	0	0	0	0	0	51.00
OUTPATIENT SERVICE COST CENTERS										
60.00	06000	CLINIC	0	0	0	0	0	0	0	60.00
61.00	06100	RURAL HEALTH CLINIC	0	0	0	0	0	0	0	61.00
62.00	06200	FQHC								62.00
OTHER REIMBURSABLE COST CENTERS										
70.00	07000	HOME HEALTH AGENCY COST	0	0	0	0	0	0	0	70.00
71.00	07100	AMBULANCE	0	24,685	24,685	0	24,685	0	24,685	71.00
73.00	07300	CMHC	0	0	0	0	0	0	0	73.00
SPECIAL PURPOSE COST CENTERS										
80.00	08000	MALPRACTICE PREMIUMS & PAID LOSSES		0	0	0	0	0	0	80.00
81.00	08100	INTEREST EXPENSE		0	0	0	0	0	0	81.00
82.00	08200	UTILIZATION REVIEW - SNF	0	0	0	0	0	0	0	82.00
83.00	08300	HOSPICE	0	0	0	0	0	0	0	83.00
89.00		SUBTOTALS (sum of lines 1-84)	5,433,807	5,008,137	10,441,944	0	10,441,944	-851,585	9,590,359	89.00
NONREIMBURSABLE COST CENTERS										
90.00	09000	GIFT, FLOWER, COFFEE SHOPS & CANTEEN	0	0	0	0	0	0	0	90.00
91.00	09100	BARBER AND BEAUTY SHOP	0	0	0	0	0	0	0	91.00
92.00	09200	PHYSICIANS PRIVATE OFFICES	0	0	0	0	0	0	0	92.00
93.00	09300	NONPAID WORKERS	0	0	0	0	0	0	0	93.00
94.00	09400	PATIENTS LAUNDRY	0	0	0	0	0	0	0	94.00
100.00		TOTAL	5,433,807	5,008,137	10,441,944	0	10,441,944	-851,585	9,590,359	100.00

ROSE MOUNTAIN CARE CTR	Period:	Run Date Time:	5/28/2025 10:39 am
Provider CCN: 315384	From: 01/01/2024	MCRIF32	2540-10
	To: 12/31/2024	Version:	11.1.179.1




RECONCILIATION OF CAPITAL COSTS CENTERS

Worksheet A-7

PPS

		Acquisitions								
		Beginning Balances	Purchases	Donation	Total	Disposals and Retirements	Ending Balance	Fully Depreciated Assets		
		1.00	2.00	3.00	4.00	5.00	6.00	7.00		
ANALYSIS OF CHANGES IN CAPITAL ASSET BALANCES										
1.00	Land	0	0	0	0	0	0	0	0	1.00
2.00	Land Improvements	0	0	0	0	0	0	0	0	2.00
3.00	Buildings and Fixtures	0	0	0	0	0	0	0	0	3.00
4.00	Building Improvements	335,635	0	0	0	18,724	316,911	0	0	4.00
5.00	Fixed Equipment	0	0	0	0	0	0	0	0	5.00
6.00	Movable Equipment	86,786	0	0	0	1,341	85,445	0	0	6.00
7.00	Subtotal (sum of lines 1-6)	422,421	0	0	0	20,065	402,356	0	0	7.00
8.00	Reconciling Items	0	0	0	0	0	0	0	0	8.00
9.00	Total (line 7 minus line 8)	422,421	0	0	0	20,065	402,356	0	0	9.00

ROSE MOUNTAIN CARE CTR	Period:	Run Date Time:	5/28/2025 10:39 am	
Provider CCN: 315384	From: 01/01/2024	MCRIF32	2540-10	
	To: 12/31/2024	Version:	11.1.179.1	

ADJUSTMENTS TO EXPENSES

Worksheet A-8

PPS

	Description (1)	(2) Basis For Adjustment	Amount	Expense Classification on Worksheet A To/From Which the Amount is to be Adjusted	
				Cost Center	Line No.
				3.00	4.00
1.00	Investment income on restricted funds (chapter 2)		0		0.00 1.00
2.00	Trade, quantity, and time discounts (chapter 8)		0		0.00 2.00
3.00	Refunds and rebates of expenses (chapter 8)		0		0.00 3.00
4.00	Rental of provider space by suppliers (chapter 8)		0		0.00 4.00
5.00	Telephone services (pay stations excluded) (chapter 21)		0		0.00 5.00
6.00	Television and radio service (chapter 21)		0		0.00 6.00
7.00	Parking lot (chapter 21)		0		0.00 7.00
8.00	Remuneration applicable to provider-based physician adjustment	A-8-2	0		8.00
9.00	Home office cost (chapter 21)		0		0.00 9.00
10.00	Sale of scrap, waste, etc. (chapter 23)		0		0.00 10.00
11.00	Nonallowable costs related to certain Capital expenditures (chapter 24)		0		0.00 11.00
12.00	Adjustment resulting from transactions with related organizations (chapter 10)	A-8-1	-336,728		12.00
13.00	Laundry and linen service		0		0.00 13.00
14.00	Revenue - Employee meals		0		0.00 14.00
15.00	Cost of meals - Guests		0		0.00 15.00
16.00	Sale of medical supplies to other than patients		0		0.00 16.00
17.00	Sale of drugs to other than patients		0		0.00 17.00
18.00	Sale of medical records and abstracts		0		0.00 18.00
19.00	Vending machines		0		0.00 19.00
20.00	Income from imposition of interest, finance or penalty charges (chapter 21)		0		0.00 20.00
21.00	Interest expense on Medicare overpayments and borrowings to repay Medicare overpayments		0		0.00 21.00
22.00	Utilization review--physicians' compensation (chapter 21)		0	UTILIZATION REVIEW - SNF	82.00 22.00
23.00	Depreciation--buildings and fixtures		0	CAP REL COSTS - BLDGS & FIXTURES	1.00 23.00
24.00	Depreciation--movable equipment		0	CAP REL COSTS - MOVABLE EQUIPMENT	2.00 24.00
25.00	EXCESS OWNER COMP	A	-51,800	ADMINISTRATIVE & GENERAL	4.00 25.00
25.01	PENALTIES	A	-29,904	ADMINISTRATIVE & GENERAL	4.00 25.01
25.02	A/R WRITEOFF EXPENSE	A	-360,308	ADMINISTRATIVE & GENERAL	4.00 25.02
25.03	PROMOTIONAL ADS	A	-20,054	ADMINISTRATIVE & GENERAL	4.00 25.03
25.04	STATE CORP TAX	A	-52,491	ADMINISTRATIVE & GENERAL	4.00 25.04
25.05	NJ BAIT CORP TAX	A	-75	ADMINISTRATIVE & GENERAL	4.00 25.05
25.06	DENTAL FEES	A	-225	SKILLED NURSING FACILITY	30.00 25.06
100.00	Total (sum of lines 1 through 99) (Transfer to Worksheet A, col. 6, line 100)		-851,585		100.00

(1) Description - All chapter references in this column pertain to CMS Pub. 15-1.

(2) Basis for adjustment (see instructions).

A. Costs - if cost, including applicable overhead, can be determined.

B. Amount Received - if cost cannot be determined.

ROSE MOUNTAIN CARE CTR	Period:	Run Date Time:	5/28/2025 10:39 am
Provider CCN: 315384	From: 01/01/2024	MCRIF32	2540-10
	To: 12/31/2024	Version:	11.1.179.1



STATEMENT OF COSTS OF SERVICES FROM RELATED ORGANIZATIONS AND HOME OFFICE COSTS

Worksheet A-8-1
Parts I & II
PPS

PART I. COSTS INCURRED AND ADJUSTMENTS REQUIRED AS A RESULT OF TRANSACTIONS WITH RELATED ORGANIZATIONS OR CLAIMED HOME OFFICE COSTS:

Line No.	Cost Center	Expense Items	Amount Allowable In Cost	Amount Included in Wkst. A, col. 5	Adjustments (col. 4 minus col. 5)		
1.00	2.00	3.00	4.00	5.00	6.00		
1.00	1.00	CAP REL COSTS - BLDGS & FIXTURES	RENT	152,075	480,000	-327,925	1.00
2.00	4.00	ADMINISTRATIVE & GENERAL	MANAGEMENT FEES	491,189	500,000	-8,811	2.00
3.00	4.00	ADMINISTRATIVE & GENERAL	REALTY ADMIN	8	0	8	3.00
4.00	0.00			0	0	0	4.00
5.00	0.00			0	0	0	5.00
6.00	0.00			0	0	0	6.00
7.00	0.00			0	0	0	7.00
8.00	0.00			0	0	0	8.00
9.00	0.00			0	0	0	9.00
10.00	TOTALS (sum of lines 1-9). Transfer column 6, line 10 to Worksheet A-8, column 3, line 12.			643,272	980,000	-336,728	10.00

PART II. INTERRELATIONSHIP TO RELATED ORGANIZATION(S) AND/OR HOME OFFICE:

The Secretary, by virtue of the authority granted under section 1814(b)(1) of the Social Security Act, requires that you furnish the information requested under Part II of this worksheet.

This information is used by the Centers for Medicare and Medicaid Services and its intermediaries/contractors in determining that the costs applicable to services, facilities, and supplies furnished by organizations related to you by common ownership or control represent reasonable costs as determined under section 1861 of the Social Security Act. If you do not provide all or any part of the requested information, the cost report is considered incomplete and not acceptable for purposes of claiming reimbursement under title XVIII.

Symbol (1)	Name	Percentage of Ownership	Related Organization(s) and/or Home Office				
			Name	Percentage of Ownership	Type of Business		
1.00	2.00	3.00	4.00	5.00	6.00		
1.00	A	JONATHAN ROSENBERG	50.00	ROSE MOUNTAIN ASSOCIATES LLC	50.00	REALTY	1.00
2.00	A	ESTHER ROSENBERG	50.00	ROSE MOUNTAIN ASSOCIATES LLC	50.00	REALTY	2.00
3.00	A	JONATHAN ROSENBERG	50.00	JER ROSE MANAGEMENT	50.00	MANAGEMENT	3.00
4.00	A	ESTHER ROSENBERG	50.00	JER ROSE MANAGEMENT	50.00	MANAGEMENT	4.00
5.00			0.00		0.00		5.00
6.00			0.00		0.00		6.00
7.00			0.00		0.00		7.00
8.00			0.00		0.00		8.00
9.00			0.00		0.00		9.00
10.00			0.00		0.00		10.00

(1) Use the following symbols to indicate interrelationship to related organizations:

- A. Individual has financial interest (stockholder, partner, etc.) in both related organization and in provider.
- B. Corporation, partnership, or other organization has financial interest in provider.
- C. Provider has financial interest in corporation, partnership, or other organization.
- D. Director, officer, administrator, or key person of provider or organization.
- E. Individual is director, officer, administrator or key person of provider and related organization.
- F. Director, officer, administrator, or key person of related organization or relative of such person has financial interest in provider.

G. Other (financial or non-financial) specify:

ROSE MOUNTAIN CARE CTR	Period:	Run Date Time:	5/28/2025 10:39 am
Provider CCN: 315384	From: 01/01/2024	MCRIF32	2540-10
	To: 12/31/2024	Version:	11.1.179.1



COST ALLOCATION - GENERAL SERVICE COSTS

Worksheet B
Part I
PPS

	Cost Center Description	Net Expenses for Cost Allocation (from Wkst A col. 7)	BLDGS & FIXTURES	MOVABLE EQUIPMENT	EMPLOYEE BENEFITS	Subtotal	ADMINISTRATIVE & GENERAL	PLANT OPERATION, MAINT. & REPAIRS	LAUNDRY & LINEN SERVICE	
		0	1.00	2.00	3.00	3A	4.00	5.00	6.00	
GENERAL SERVICE COST CENTERS										
1.00	CAP REL COSTS - BLDGS & FIXTURES	292,906	292,906							1.00
2.00	CAP REL COSTS - MOVABLE EQUIPMENT	5,028		5,028						2.00
3.00	EMPLOYEE BENEFITS	701,414	5,514	95	707,023					3.00
4.00	ADMINISTRATIVE & GENERAL	2,096,440	11,963	205	102,367	2,210,975	2,210,975			4.00
5.00	PLANT OPERATION, MAINT. & REPAIRS	409,326	8,502	146	11,551	429,525	128,692	558,217		5.00
6.00	LAUNDRY & LINEN SERVICE	0	16,872	290	0	17,162	5,142	35,284	57,588	6.00
7.00	HOUSEKEEPING	351,952	3,553	61	40,243	395,809	118,590	7,431	0	7.00
8.00	DIETARY	788,897	30,533	524	57,927	877,881	263,026	63,853	0	8.00
9.00	NURSING ADMINISTRATION	297,124	7,002	120	35,210	339,456	101,706	14,642	0	9.00
10.00	CENTRAL SERVICES & SUPPLY	160,805	2,145	37	0	162,987	48,833	4,486	0	10.00
11.00	PHARMACY	24,146	0	0	0	24,146	7,235	0	0	11.00
12.00	MEDICAL RECORDS & LIBRARY	0	0	0	0	0	0	0	0	12.00
13.00	SOCIAL SERVICE	80,649	2,672	46	10,494	93,861	28,122	5,587	0	13.00
14.00	NURSING AND ALLIED HEALTH EDUCATION	0	0	0	0	0	0	0	0	14.00
15.00	ACTIVITIES	188,324	41,522	713	22,347	252,906	75,774	86,834	0	15.00
INPATIENT ROUTINE SERVICE COST CENTERS										
30.00	SKILLED NURSING FACILITY	3,707,922	155,074	2,661	385,482	4,251,139	1,273,708	324,302	57,588	30.00
31.00	NURSING FACILITY	0	0	0	0	0	0	0	0	31.00
32.00	ICF/IID	0	0	0	0	0	0	0	0	32.00
33.00	OTHER LONG TERM CARE	0	0	0	0	0	0	0	0	33.00
ANCILLARY SERVICE COST CENTERS										
40.00	RADIOLOGY	0	0	0	0	0	0	0	0	40.00
41.00	LABORATORY	6,692	0	0	0	6,692	2,005	0	0	41.00
42.00	INTRAVENOUS THERAPY	0	0	0	0	0	0	0	0	42.00
43.00	OXYGEN (INHALATION) THERAPY	0	0	0	0	0	0	0	0	43.00
44.00	PHYSICAL THERAPY	264,254	3,777	65	23,613	291,709	87,400	7,899	0	44.00
45.00	OCCUPATIONAL THERAPY	134,195	3,777	65	17,461	155,498	46,590	7,899	0	45.00
46.00	SPEECH PATHOLOGY	2,517	0	0	328	2,845	852	0	0	46.00
47.00	ELECTROCARDIOLOGY	0	0	0	0	0	0	0	0	47.00
48.00	MEDICAL SUPPLIES CHARGED TO PATIENTS	0	0	0	0	0	0	0	0	48.00
49.00	DRUGS CHARGED TO PATIENTS	53,083	0	0	0	53,083	15,904	0	0	49.00
50.00	DENTAL CARE - TITLE XIX ONLY	0	0	0	0	0	0	0	0	50.00
51.00	SUPPORT SURFACES	0	0	0	0	0	0	0	0	51.00
OUTPATIENT SERVICE COST CENTERS										
60.00	CLINIC	0	0	0	0	0	0	0	0	60.00
61.00	RURAL HEALTH CLINIC	0	0	0	0	0	0	0	0	61.00
62.00	FQHC									62.00
OTHER REIMBURSABLE COST CENTERS										
70.00	HOME HEALTH AGENCY COST	0	0	0	0	0	0	0	0	70.00
71.00	AMBULANCE	24,685	0	0	0	24,685	7,396	0	0	71.00
73.00	CMHC	0	0	0	0	0	0	0	0	73.00
SPECIAL PURPOSE COST CENTERS										
80.00	MALPRACTICE PREMIUMS & PAID LOSSES									80.00
81.00	INTEREST EXPENSE									81.00
82.00	UTILIZATION REVIEW - SNF									82.00
83.00	HOSPICE	0	0	0	0	0	0	0	0	83.00
89.00	SUBTOTALS (sum of lines 1-84)	9,590,359	292,906	5,028	707,023	9,590,359	2,210,975	558,217	57,588	89.00
NONREIMBURSABLE COST CENTERS										
90.00	GIFT, FLOWER, COFFEE SHOPS & CANTEEN	0	0	0	0	0	0	0	0	90.00
91.00	BARBER AND BEAUTY SHOP	0	0	0	0	0	0	0	0	91.00
92.00	PHYSICIANS PRIVATE OFFICES	0	0	0	0	0	0	0	0	92.00
93.00	NONPAID WORKERS	0	0	0	0	0	0	0	0	93.00

ROSE MOUNTAIN CARE CTR	Period:	Run Date Time:	5/28/2025 10:39 am
Provider CCN: 315384	From: 01/01/2024	MCRIF32	2540-10
	To: 12/31/2024	Version:	11.1.179.1



COST ALLOCATION - GENERAL SERVICE COSTS

Worksheet B
Part I
PPS

	Cost Center Description	Net Expenses for Cost Allocation (from Wkst A col. 7)	BLDGS & FIXTURES	MOVABLE EQUIPMENT	EMPLOYEE BENEFITS	Subtotal	ADMINISTRATIVE & GENERAL	PLANT OPERATION, MAINT. & REPAIRS	LAUNDRY & LINEN SERVICE	
		0	1.00	2.00	3.00	3A	4.00	5.00	6.00	
94.00	PATIENTS LAUNDRY	0	0	0	0	0	0	0	0	94.00
98.00	Cross Foot Adjustments	0	0	0	0	0	0	0	0	98.00
99.00	Negative Cost Centers	0	0	0	0	0	0	0	0	99.00
100.00	TOTAL	9,590,359	292,906	5,028	707,023	9,590,359	2,210,975	558,217	57,588	100.00

ROSE MOUNTAIN CARE CTR	Period:	Run Date Time:	5/28/2025 10:39 am
Provider CCN: 315384	From: 01/01/2024	MCRIF32	2540-10
	To: 12/31/2024	Version:	11.1.179.1



COST ALLOCATION - GENERAL SERVICE COSTS

Worksheet B
Part I
PPS

	Cost Center Description	HOUSEKEEPING	DIETARY	NURSING ADMINISTRATION	CENTRAL SERVICES & SUPPLY	PHARMACY	MEDICAL RECORDS & LIBRARY	SOCIAL SERVICE	NURSING AND ALLIED HEALTH EDUCATION	
		7.00	8.00	9.00	10.00	11.00	12.00	13.00	14.00	
GENERAL SERVICE COST CENTERS										
1.00	CAP REL COSTS - BLDGS & FIXTURES									1.00
2.00	CAP REL COSTS - MOVABLE EQUIPMENT									2.00
3.00	EMPLOYEE BENEFITS									3.00
4.00	ADMINISTRATIVE & GENERAL									4.00
5.00	PLANT OPERATION, MAINT. & REPAIRS									5.00
6.00	LAUNDRY & LINEN SERVICE									6.00
7.00	HOUSEKEEPING	521,830								7.00
8.00	DIETARY	64,637	1,269,397							8.00
9.00	NURSING ADMINISTRATION	14,822	0	470,626						9.00
10.00	CENTRAL SERVICES & SUPPLY	4,541	0	0	220,847					10.00
11.00	PHARMACY	0	0	0	0	31,381				11.00
12.00	MEDICAL RECORDS & LIBRARY	0	0	0	0	0	0			12.00
13.00	SOCIAL SERVICE	5,656	0	0	0	0	0	133,226		13.00
14.00	NURSING AND ALLIED HEALTH EDUCATION	0	0	0	0	0	0	0	0	14.00
15.00	ACTIVITIES	87,900	0	0	0	0	0	0	0	15.00
INPATIENT ROUTINE SERVICE COST CENTERS										
30.00	SKILLED NURSING FACILITY	328,282	1,269,397	470,626	220,847	31,381	0	133,226	0	30.00
31.00	NURSING FACILITY	0	0	0	0	0	0	0	0	31.00
32.00	ICF/IID	0	0	0	0	0	0	0	0	32.00
33.00	OTHER LONG TERM CARE	0	0	0	0	0	0	0	0	33.00
ANCILLARY SERVICE COST CENTERS										
40.00	RADIOLOGY	0	0	0	0	0	0	0	0	40.00
41.00	LABORATORY	0	0	0	0	0	0	0	0	41.00
42.00	INTRAVENOUS THERAPY	0	0	0	0	0	0	0	0	42.00
43.00	OXYGEN (INHALATION) THERAPY	0	0	0	0	0	0	0	0	43.00
44.00	PHYSICAL THERAPY	7,996	0	0	0	0	0	0	0	44.00
45.00	OCCUPATIONAL THERAPY	7,996	0	0	0	0	0	0	0	45.00
46.00	SPEECH PATHOLOGY	0	0	0	0	0	0	0	0	46.00
47.00	ELECTROCARDIOLOGY	0	0	0	0	0	0	0	0	47.00
48.00	MEDICAL SUPPLIES CHARGED TO PATIENTS	0	0	0	0	0	0	0	0	48.00
49.00	DRUGS CHARGED TO PATIENTS	0	0	0	0	0	0	0	0	49.00
50.00	DENTAL CARE - TITLE XIX ONLY	0	0	0	0	0	0	0	0	50.00
51.00	SUPPORT SURFACES	0	0	0	0	0	0	0	0	51.00
OUTPATIENT SERVICE COST CENTERS										
60.00	CLINIC	0	0	0	0	0	0	0	0	60.00
61.00	RURAL HEALTH CLINIC	0	0	0	0	0	0	0	0	61.00
62.00	FQHC									62.00
OTHER REIMBURSABLE COST CENTERS										
70.00	HOME HEALTH AGENCY COST	0	0	0	0	0	0	0	0	70.00
71.00	AMBULANCE	0	0	0	0	0	0	0	0	71.00
73.00	CMHC	0	0	0	0	0	0	0	0	73.00
SPECIAL PURPOSE COST CENTERS										
80.00	MALPRACTICE PREMIUMS & PAID LOSSES									80.00
81.00	INTEREST EXPENSE									81.00
82.00	UTILIZATION REVIEW - SNF									82.00
83.00	HOSPICE	0	0	0	0	0	0	0	0	83.00
89.00	SUBTOTALS (sum of lines 1-84)	521,830	1,269,397	470,626	220,847	31,381	0	133,226	0	89.00
NONREIMBURSABLE COST CENTERS										
90.00	GIFT, FLOWER, COFFEE SHOPS & CANTEEN	0	0	0	0	0	0	0	0	90.00
91.00	BARBER AND BEAUTY SHOP	0	0	0	0	0	0	0	0	91.00
92.00	PHYSICIANS PRIVATE OFFICES	0	0	0	0	0	0	0	0	92.00
93.00	NONPAID WORKERS	0	0	0	0	0	0	0	0	93.00
94.00	PATIENTS LAUNDRY	0	0	0	0	0	0	0	0	94.00

ROSE MOUNTAIN CARE CTR	Period:	Run Date Time:	5/28/2025 10:39 am
Provider CCN: 315384	From: 01/01/2024	MCRIF32	2540-10
	To: 12/31/2024	Version:	11.1.179.1



COST ALLOCATION - GENERAL SERVICE COSTS

Worksheet B
Part I
PPS

	Cost Center Description	HOUSEKEEPING	DIETARY	NURSING ADMINISTRATION	CENTRAL SERVICES & SUPPLY	PHARMACY	MEDICAL RECORDS & LIBRARY	SOCIAL SERVICE	NURSING AND ALLIED HEALTH EDUCATION	
		7.00	8.00	9.00	10.00	11.00	12.00	13.00	14.00	
98.00	Cross Foot Adjustments	0	0	0	0				0	98.00
99.00	Negative Cost Centers	0	0	0	0	0	0	0	0	99.00
100.00	TOTAL	521,830	1,269,397	470,626	220,847	31,381	0	133,226	0	100.00

ROSE MOUNTAIN CARE CTR	Period:	Run Date Time:	5/28/2025 10:39 am
Provider CCN: 315384	From: 01/01/2024	MCRIF32	2540-10
	To: 12/31/2024	Version:	11.1.179.1



COST ALLOCATION - GENERAL SERVICE COSTS

Worksheet B
Part I
PPS

	Cost Center Description	ACTIVITIES	Subtotal	Post Stepdown Adjustments	Total	
		15.00	16.00	17.00	18.00	
GENERAL SERVICE COST CENTERS						
1.00	CAP REL COSTS - BLDGS & FIXTURES					1.00
2.00	CAP REL COSTS - MOVABLE EQUIPMENT					2.00
3.00	EMPLOYEE BENEFITS					3.00
4.00	ADMINISTRATIVE & GENERAL					4.00
5.00	PLANT OPERATION, MAINT. & REPAIRS					5.00
6.00	LAUNDRY & LINEN SERVICE					6.00
7.00	HOUSEKEEPING					7.00
8.00	DIETARY					8.00
9.00	NURSING ADMINISTRATION					9.00
10.00	CENTRAL SERVICES & SUPPLY					10.00
11.00	PHARMACY					11.00
12.00	MEDICAL RECORDS & LIBRARY					12.00
13.00	SOCIAL SERVICE					13.00
14.00	NURSING AND ALLIED HEALTH EDUCATION					14.00
15.00	ACTIVITIES	503,414				15.00
INPATIENT ROUTINE SERVICE COST CENTERS						
30.00	SKILLED NURSING FACILITY	503,414	8,863,910	0	8,863,910	30.00
31.00	NURSING FACILITY	0	0	0	0	31.00
32.00	ICF/IID	0	0	0	0	32.00
33.00	OTHER LONG TERM CARE	0	0	0	0	33.00
ANCILLARY SERVICE COST CENTERS						
40.00	RADIOLOGY	0	0	0	0	40.00
41.00	LABORATORY	0	8,697	0	8,697	41.00
42.00	INTRAVENOUS THERAPY	0	0	0	0	42.00
43.00	OXYGEN (INHALATION) THERAPY	0	0	0	0	43.00
44.00	PHYSICAL THERAPY	0	395,004	0	395,004	44.00
45.00	OCCUPATIONAL THERAPY	0	217,983	0	217,983	45.00
46.00	SPEECH PATHOLOGY	0	3,697	0	3,697	46.00
47.00	ELECTROCARDIOLOGY	0	0	0	0	47.00
48.00	MEDICAL SUPPLIES CHARGED TO PATIENTS	0	0	0	0	48.00
49.00	DRUGS CHARGED TO PATIENTS	0	68,987	0	68,987	49.00
50.00	DENTAL CARE - TITLE XIX ONLY	0	0	0	0	50.00
51.00	SUPPORT SURFACES	0	0	0	0	51.00
OUTPATIENT SERVICE COST CENTERS						
60.00	CLINIC	0	0	0	0	60.00
61.00	RURAL HEALTH CLINIC	0	0	0	0	61.00
62.00	FQHC					62.00
OTHER REIMBURSABLE COST CENTERS						
70.00	HOME HEALTH AGENCY COST	0	0	0	0	70.00
71.00	AMBULANCE	0	32,081	0	32,081	71.00
73.00	CMHC	0	0	0	0	73.00
SPECIAL PURPOSE COST CENTERS						
80.00	MALPRACTICE PREMIUMS & PAID LOSSES					80.00
81.00	INTEREST EXPENSE					81.00
82.00	UTILIZATION REVIEW - SNF					82.00
83.00	HOSPICE	0	0	0	0	83.00
89.00	SUBTOTALS (sum of lines 1-84)	503,414	9,590,359	0	9,590,359	89.00
NONREIMBURSABLE COST CENTERS						
90.00	GIFT, FLOWER, COFFEE SHOPS & CANTEEN	0	0	0	0	90.00
91.00	BARBER AND BEAUTY SHOP	0	0	0	0	91.00
92.00	PHYSICIANS PRIVATE OFFICES	0	0	0	0	92.00
93.00	NONPAID WORKERS	0	0	0	0	93.00
94.00	PATIENTS LAUNDRY	0	0	0	0	94.00
98.00	Cross Foot Adjustments	0	0	0	0	98.00
99.00	Negative Cost Centers	0	0	0	0	99.00
100.00	TOTAL	503,414	9,590,359	0	9,590,359	100.00


ROSE MOUNTAIN CARE CTR	Period:	Run Date Time:	5/28/2025 10:39 am
Provider CCN: 315384	From: 01/01/2024	MCRIF32	2540-10
	To: 12/31/2024	Version:	11.1.179.1



ALLOCATION OF CAPITAL RELATED COSTS

Worksheet B
Part II
PPS


	Cost Center Description	Directly Assigned New Capital Related Costs	BLDGS & FIXTURES	MOVABLE EQUIPMENT	Subtotal	EMPLOYEE BENEFITS	ADMINISTRATIVE & GENERAL	PLANT OPERATION, MAINT. & REPAIRS	LAUNDRY & LINEN SERVICE	
		0	1.00	2.00	2A	3.00	4.00	5.00	6.00	
GENERAL SERVICE COST CENTERS										
1.00	CAP REL COSTS - BLDGS & FIXTURES									1.00
2.00	CAP REL COSTS - MOVABLE EQUIPMENT									2.00
3.00	EMPLOYEE BENEFITS	0	5,514	95	5,609	5,609				3.00
4.00	ADMINISTRATIVE & GENERAL	0	11,963	205	12,168	812	12,980			4.00
5.00	PLANT OPERATION, MAINT. & REPAIRS	0	8,502	146	8,648	92	756	9,496		5.00
6.00	LAUNDRY & LINEN SERVICE	0	16,872	290	17,162	0	30	600	17,792	6.00
7.00	HOUSEKEEPING	0	3,553	61	3,614	319	696	126	0	7.00
8.00	DIETARY	0	30,533	524	31,057	459	1,544	1,086	0	8.00
9.00	NURSING ADMINISTRATION	0	7,002	120	7,122	279	597	249	0	9.00
10.00	CENTRAL SERVICES & SUPPLY	0	2,145	37	2,182	0	287	76	0	10.00
11.00	PHARMACY	0	0	0	0	0	42	0	0	11.00
12.00	MEDICAL RECORDS & LIBRARY	0	0	0	0	0	0	0	0	12.00
13.00	SOCIAL SERVICE	0	2,672	46	2,718	83	165	95	0	13.00
14.00	NURSING AND ALLIED HEALTH EDUCATION	0	0	0	0	0	0	0	0	14.00
15.00	ACTIVITIES	0	41,522	713	42,235	177	445	1,477	0	15.00
INPATIENT ROUTINE SERVICE COST CENTERS										
30.00	SKILLED NURSING FACILITY	0	155,074	2,661	157,735	3,060	7,478	5,519	17,792	30.00
31.00	NURSING FACILITY	0	0	0	0	0	0	0	0	31.00
32.00	ICF/IID	0	0	0	0	0	0	0	0	32.00
33.00	OTHER LONG TERM CARE	0	0	0	0	0	0	0	0	33.00
ANCILLARY SERVICE COST CENTERS										
40.00	RADIOLOGY	0	0	0	0	0	0	0	0	40.00
41.00	LABORATORY	0	0	0	0	0	12	0	0	41.00
42.00	INTRAVENOUS THERAPY	0	0	0	0	0	0	0	0	42.00
43.00	OXYGEN (INHALATION) THERAPY	0	0	0	0	0	0	0	0	43.00
44.00	PHYSICAL THERAPY	0	3,777	65	3,842	187	513	134	0	44.00
45.00	OCCUPATIONAL THERAPY	0	3,777	65	3,842	138	274	134	0	45.00
46.00	SPEECH PATHOLOGY	0	0	0	0	3	5	0	0	46.00
47.00	ELECTROCARDIOLOGY	0	0	0	0	0	0	0	0	47.00
48.00	MEDICAL SUPPLIES CHARGED TO PATIENTS	0	0	0	0	0	0	0	0	48.00
49.00	DRUGS CHARGED TO PATIENTS	0	0	0	0	0	93	0	0	49.00
50.00	DENTAL CARE - TITLE XIX ONLY	0	0	0	0	0	0	0	0	50.00
51.00	SUPPORT SURFACES	0	0	0	0	0	0	0	0	51.00
OUTPATIENT SERVICE COST CENTERS										
60.00	CLINIC	0	0	0	0	0	0	0	0	60.00
61.00	RURAL HEALTH CLINIC	0	0	0	0	0	0	0	0	61.00
62.00	FQHC									62.00
OTHER REIMBURSABLE COST CENTERS										
70.00	HOME HEALTH AGENCY COST	0	0	0	0	0	0	0	0	70.00
71.00	AMBULANCE	0	0	0	0	0	43	0	0	71.00
73.00	CMHC	0	0	0	0	0	0	0	0	73.00
SPECIAL PURPOSE COST CENTERS										
80.00	MALPRACTICE PREMIUMS & PAID LOSSES									80.00
81.00	INTEREST EXPENSE									81.00
82.00	UTILIZATION REVIEW - SNF									82.00
83.00	HOSPICE	0	0	0	0	0	0	0	0	83.00
89.00	SUBTOTALS (sum of lines 1-84)	0	292,906	5,028	297,934	5,609	12,980	9,496	17,792	89.00
NONREIMBURSABLE COST CENTERS										
90.00	GIFT, FLOWER, COFFEE SHOPS & CANTEEN	0	0	0	0	0	0	0	0	90.00
91.00	BARBER AND BEAUTY SHOP	0	0	0	0	0	0	0	0	91.00
92.00	PHYSICIANS PRIVATE OFFICES	0	0	0	0	0	0	0	0	92.00
93.00	NONPAID WORKERS	0	0	0	0	0	0	0	0	93.00
94.00	PATIENTS LAUNDRY	0	0	0	0	0	0	0	0	94.00

ROSE MOUNTAIN CARE CTR	Period:	Run Date Time:	5/28/2025 10:39 am	
Provider CCN: 315384	From: 01/01/2024	MCRIF32	2540-10	
	To: 12/31/2024	Version:	11.1.179.1	

ALLOCATION OF CAPITAL RELATED COSTS

Worksheet B
Part II
PPS

	Cost Center Description	Directly Assigned New Capital Related Costs	BLDGS & FIXTURES	MOVABLE EQUIPMENT	Subtotal	EMPLOYEE BENEFITS	ADMINISTRATIVE & GENERAL	PLANT OPERATION, MAINT. & REPAIRS	LAUNDRY & LINEN SERVICE	
		0	1.00	2.00	2A	3.00	4.00	5.00	6.00	
98.00	Cross Foot Adjustments								0	98.00
99.00	Negative Cost Centers		0	0	0	0	0	0	0	99.00
100.00	TOTAL	0	292,906	5,028	297,934	5,609	12,980	9,496	17,792	100.00

ROSE MOUNTAIN CARE CTR	Period: 01/01/2024 To: 12/31/2024	Run Date Time: 5/28/2025 10:39 am MCRIF32 Version: 11.1.179.1	
Provider CCN: 315384			

ALLOCATION OF CAPITAL RELATED COSTS

Worksheet B
Part II
PPS

	Cost Center Description	HOUSEKEEPING	DIETARY	NURSING ADMINISTRATION	CENTRAL SERVICES & SUPPLY	PHARMACY	MEDICAL RECORDS & LIBRARY	SOCIAL SERVICE	NURSING AND ALLIED HEALTH EDUCATION	
		7.00	8.00	9.00	10.00	11.00	12.00	13.00	14.00	
GENERAL SERVICE COST CENTERS										
1.00	CAP REL COSTS - BLDGS & FIXTURES									1.00
2.00	CAP REL COSTS - MOVABLE EQUIPMENT									2.00
3.00	EMPLOYEE BENEFITS									3.00
4.00	ADMINISTRATIVE & GENERAL									4.00
5.00	PLANT OPERATION, MAINT. & REPAIRS									5.00
6.00	LAUNDRY & LINEN SERVICE									6.00
7.00	HOUSEKEEPING	4,755								7.00
8.00	DIETARY	589	34,735							8.00
9.00	NURSING ADMINISTRATION	135	0	8,382						9.00
10.00	CENTRAL SERVICES & SUPPLY	41	0	0	2,586					10.00
11.00	PHARMACY	0	0	0	0	42				11.00
12.00	MEDICAL RECORDS & LIBRARY	0	0	0	0	0	0			12.00
13.00	SOCIAL SERVICE	52	0	0	0	0	0	3,113		13.00
14.00	NURSING AND ALLIED HEALTH EDUCATION	0	0	0	0	0	0	0	0	14.00
15.00	ACTIVITIES	801	0	0	0	0	0	0	0	15.00
INPATIENT ROUTINE SERVICE COST CENTERS										
30.00	SKILLED NURSING FACILITY	2,991	34,735	8,382	2,586	42	0	3,113	0	30.00
31.00	NURSING FACILITY	0	0	0	0	0	0	0	0	31.00
32.00	ICF/IID	0	0	0	0	0	0	0	0	32.00
33.00	OTHER LONG TERM CARE	0	0	0	0	0	0	0	0	33.00
ANCILLARY SERVICE COST CENTERS										
40.00	RADIOLOGY	0	0	0	0	0	0	0	0	40.00
41.00	LABORATORY	0	0	0	0	0	0	0	0	41.00
42.00	INTRAVENOUS THERAPY	0	0	0	0	0	0	0	0	42.00
43.00	OXYGEN (INHALATION) THERAPY	0	0	0	0	0	0	0	0	43.00
44.00	PHYSICAL THERAPY	73	0	0	0	0	0	0	0	44.00
45.00	OCCUPATIONAL THERAPY	73	0	0	0	0	0	0	0	45.00
46.00	SPEECH PATHOLOGY	0	0	0	0	0	0	0	0	46.00
47.00	ELECTROCARDIOLOGY	0	0	0	0	0	0	0	0	47.00
48.00	MEDICAL SUPPLIES CHARGED TO PATIENTS	0	0	0	0	0	0	0	0	48.00
49.00	DRUGS CHARGED TO PATIENTS	0	0	0	0	0	0	0	0	49.00
50.00	DENTAL CARE - TITLE XIX ONLY	0	0	0	0	0	0	0	0	50.00
51.00	SUPPORT SURFACES	0	0	0	0	0	0	0	0	51.00
OUTPATIENT SERVICE COST CENTERS										
60.00	CLINIC	0	0	0	0	0	0	0	0	60.00
61.00	RURAL HEALTH CLINIC	0	0	0	0	0	0	0	0	61.00
62.00	FQHC									62.00
OTHER REIMBURSABLE COST CENTERS										
70.00	HOME HEALTH AGENCY COST	0	0	0	0	0	0	0	0	70.00
71.00	AMBULANCE	0	0	0	0	0	0	0	0	71.00
73.00	CMHC	0	0	0	0	0	0	0	0	73.00
SPECIAL PURPOSE COST CENTERS										
80.00	MALPRACTICE PREMIUMS & PAID LOSSES									80.00
81.00	INTEREST EXPENSE									81.00
82.00	UTILIZATION REVIEW - SNF									82.00
83.00	HOSPICE	0	0	0	0	0	0	0	0	83.00
89.00	SUBTOTALS (sum of lines 1-84)	4,755	34,735	8,382	2,586	42	0	3,113	0	89.00
NONREIMBURSABLE COST CENTERS										
90.00	GIFT, FLOWER, COFFEE SHOPS & CANTEEN	0	0	0	0	0	0	0	0	90.00
91.00	BARBER AND BEAUTY SHOP	0	0	0	0	0	0	0	0	91.00
92.00	PHYSICIANS PRIVATE OFFICES	0	0	0	0	0	0	0	0	92.00
93.00	NONPAID WORKERS	0	0	0	0	0	0	0	0	93.00
94.00	PATIENTS LAUNDRY	0	0	0	0	0	0	0	0	94.00

ROSE MOUNTAIN CARE CTR	Period:	Run Date Time:	5/28/2025 10:39 am
Provider CCN: 315384	From: 01/01/2024	MCRIF32	2540-10
	To: 12/31/2024	Version:	11.1.179.1



ALLOCATION OF CAPITAL RELATED COSTS

Worksheet B
Part II
PPS

	Cost Center Description	HOUSEKEEPING	DIETARY	NURSING ADMINISTRATION	CENTRAL SERVICES & SUPPLY	PHARMACY	MEDICAL RECORDS & LIBRARY	SOCIAL SERVICE	NURSING AND ALLIED HEALTH EDUCATION	
		7.00	8.00	9.00	10.00	11.00	12.00	13.00	14.00	
98.00	Cross Foot Adjustments	0	0	0	0	0			0	98.00
99.00	Negative Cost Centers	0	0	0	0	0	0	0	0	99.00
100.00	TOTAL	4,755	34,735	8,382	2,586	42	0	3,113	0	100.00

ROSE MOUNTAIN CARE CTR	Period: 01/01/2024	Run Date Time: 5/28/2025 10:39 am
Provider CCN: 315384	To: 12/31/2024	MCRIF32 2540-10
		Version: 11.1.179.1



ALLOCATION OF CAPITAL RELATED COSTS

Worksheet B
Part II
PPS

	Cost Center Description	ACTIVITIES	Subtotal	Post Step-Down Adjustments	Total	
		15.00	16.00	17.00	18.00	
GENERAL SERVICE COST CENTERS						
1.00	CAP REL COSTS - BLDGS & FIXTURES					1.00
2.00	CAP REL COSTS - MOVABLE EQUIPMENT					2.00
3.00	EMPLOYEE BENEFITS					3.00
4.00	ADMINISTRATIVE & GENERAL					4.00
5.00	PLANT OPERATION, MAINT. & REPAIRS					5.00
6.00	LAUNDRY & LINEN SERVICE					6.00
7.00	HOUSEKEEPING					7.00
8.00	DIETARY					8.00
9.00	NURSING ADMINISTRATION					9.00
10.00	CENTRAL SERVICES & SUPPLY					10.00
11.00	PHARMACY					11.00
12.00	MEDICAL RECORDS & LIBRARY					12.00
13.00	SOCIAL SERVICE					13.00
14.00	NURSING AND ALLIED HEALTH EDUCATION					14.00
15.00	ACTIVITIES	45,135				15.00
INPATIENT ROUTINE SERVICE COST CENTERS						
30.00	SKILLED NURSING FACILITY	45,135	288,568	0	288,568	30.00
31.00	NURSING FACILITY	0	0	0	0	31.00
32.00	ICF/IID	0	0	0	0	32.00
33.00	OTHER LONG TERM CARE	0	0	0	0	33.00
ANCILLARY SERVICE COST CENTERS						
40.00	RADIOLOGY	0	0	0	0	40.00
41.00	LABORATORY	0	12	0	12	41.00
42.00	INTRAVENOUS THERAPY	0	0	0	0	42.00
43.00	OXYGEN (INHALATION) THERAPY	0	0	0	0	43.00
44.00	PHYSICAL THERAPY	0	4,749	0	4,749	44.00
45.00	OCCUPATIONAL THERAPY	0	4,461	0	4,461	45.00
46.00	SPEECH PATHOLOGY	0	8	0	8	46.00
47.00	ELECTROCARDIOLOGY	0	0	0	0	47.00
48.00	MEDICAL SUPPLIES CHARGED TO PATIENTS	0	0	0	0	48.00
49.00	DRUGS CHARGED TO PATIENTS	0	93	0	93	49.00
50.00	DENTAL CARE - TITLE XIX ONLY	0	0	0	0	50.00
51.00	SUPPORT SURFACES	0	0	0	0	51.00
OUTPATIENT SERVICE COST CENTERS						
60.00	CLINIC	0	0	0	0	60.00
61.00	RURAL HEALTH CLINIC	0	0	0	0	61.00
62.00	FQHC					62.00
OTHER REIMBURSABLE COST CENTERS						
70.00	HOME HEALTH AGENCY COST	0	0	0	0	70.00
71.00	AMBULANCE	0	43	0	43	71.00
73.00	CMHC	0	0	0	0	73.00
SPECIAL PURPOSE COST CENTERS						
80.00	MALPRACTICE PREMIUMS & PAID LOSSES					80.00
81.00	INTEREST EXPENSE					81.00
82.00	UTILIZATION REVIEW - SNF					82.00
83.00	HOSPICE	0	0	0	0	83.00
89.00	SUBTOTALS (sum of lines 1-84)	45,135	297,934	0	297,934	89.00
NONREIMBURSABLE COST CENTERS						
90.00	GIFT, FLOWER, COFFEE SHOPS & CANTEN	0	0	0	0	90.00
91.00	BARBER AND BEAUTY SHOP	0	0	0	0	91.00
92.00	PHYSICIANS PRIVATE OFFICES	0	0	0	0	92.00
93.00	NONPAID WORKERS	0	0	0	0	93.00
94.00	PATIENTS LAUNDRY	0	0	0	0	94.00
98.00	Cross Foot Adjustments	0	0	0	0	98.00
99.00	Negative Cost Centers	0	0	0	0	99.00
100.00	TOTAL	45,135	297,934	0	297,934	100.00

ROSE MOUNTAIN CARE CTR	Period:	Run Date Time:	5/28/2025 10:39 am
Provider CCN: 315384	From: 01/01/2024	MCRIF32	2540-10
	To: 12/31/2024	Version:	11.1.179.1




COST ALLOCATION - STATISTICAL BASIS

Worksheet B-1

PPS

	Cost Center Description	BLDGS & FIXTURES (SQ. FEET)	MOVABLE EQUIPMENT (SQ. FEET)	EMPLOYEE BENEFITS (GROSS SALARIES)	Reconciliation	ADMINISTRATIVE & GENERAL (ACCUM COST)	PLANT OPERATION, MAINT. & REPAIRS (SQ. FEET)	LAUNDRY & LINEN SERVICE (PATIENT DAYS)	HOUSEKEEPING (SQ. FEET)	
		1.00	2.00	3.00	4A	4.00	5.00	6.00	7.00	
GENERAL SERVICE COST CENTERS										
1.00	CAP REL COSTS - BLDGS & FIXTURES	22,256								1.00
2.00	CAP REL COSTS - MOVABLE EQUIPMENT		22,256							2.00
3.00	EMPLOYEE BENEFITS	419	419	5,433,807						3.00
4.00	ADMINISTRATIVE & GENERAL	909	909	786,736	-2,210,975	7,379,384				4.00
5.00	PLANT OPERATION, MAINT. & REPAIRS	646	646	88,777	0	429,525	20,282			5.00
6.00	LAUNDRY & LINEN SERVICE	1,282	1,282	0	0	17,162	1,282	31,580		6.00
7.00	HOUSEKEEPING	270	270	309,288	0	395,809	270	0	18,730	7.00
8.00	DIETARY	2,320	2,320	445,192	0	877,881	2,320	0	2,320	8.00
9.00	NURSING ADMINISTRATION	532	532	270,607	0	339,456	532	0	532	9.00
10.00	CENTRAL SERVICES & SUPPLY	163	163	0	0	162,987	163	0	163	10.00
11.00	PHARMACY	0	0	0	0	24,146	0	0	0	11.00
12.00	MEDICAL RECORDS & LIBRARY	0	0	0	0	0	0	0	0	12.00
13.00	SOCIAL SERVICE	203	203	80,649	0	93,861	203	0	203	13.00
14.00	NURSING AND ALLIED HEALTH EDUCATION	0	0	0	0	0	0	0	0	14.00
15.00	ACTIVITIES	3,155	3,155	171,746	0	252,906	3,155	0	3,155	15.00
INPATIENT ROUTINE SERVICE COST CENTERS										
30.00	SKILLED NURSING FACILITY	11,783	11,783	2,962,627	0	4,251,139	11,783	31,580	11,783	30.00
31.00	NURSING FACILITY	0	0	0	0	0	0	0	0	31.00
32.00	ICF/IID	0	0	0	0	0	0	0	0	32.00
33.00	OTHER LONG TERM CARE	0	0	0	0	0	0	0	0	33.00
ANCILLARY SERVICE COST CENTERS										
40.00	RADIOLOGY	0	0	0	0	0	0	0	0	40.00
41.00	LABORATORY	0	0	0	0	6,692	0	0	0	41.00
42.00	INTRAVENOUS THERAPY	0	0	0	0	0	0	0	0	42.00
43.00	OXYGEN (INHALATION) THERAPY	0	0	0	0	0	0	0	0	43.00
44.00	PHYSICAL THERAPY	287	287	181,473	0	291,709	287	0	287	44.00
45.00	OCCUPATIONAL THERAPY	287	287	134,195	0	155,498	287	0	287	45.00
46.00	SPEECH PATHOLOGY	0	0	2,517	0	2,845	0	0	0	46.00
47.00	ELECTROCARDIOLOGY	0	0	0	0	0	0	0	0	47.00
48.00	MEDICAL SUPPLIES CHARGED TO PATIENTS	0	0	0	0	0	0	0	0	48.00
49.00	DRUGS CHARGED TO PATIENTS	0	0	0	0	53,083	0	0	0	49.00
50.00	DENTAL CARE - TITLE XIX ONLY	0	0	0	0	0	0	0	0	50.00
51.00	SUPPORT SURFACES	0	0	0	0	0	0	0	0	51.00
OUTPATIENT SERVICE COST CENTERS										
60.00	CLINIC	0	0	0	0	0	0	0	0	60.00
61.00	RURAL HEALTH CLINIC	0	0	0	0	0	0	0	0	61.00
62.00	FQHC									62.00
OTHER REIMBURSABLE COST CENTERS										
70.00	HOME HEALTH AGENCY COST	0	0	0	0	0	0	0	0	70.00
71.00	AMBULANCE	0	0	0	0	24,685	0	0	0	71.00
73.00	CMHC	0	0	0	0	0	0	0	0	73.00
SPECIAL PURPOSE COST CENTERS										
80.00	MALPRACTICE PREMIUMS & PAID LOSSES									80.00
81.00	INTEREST EXPENSE									81.00
82.00	UTILIZATION REVIEW - SNF									82.00
83.00	HOSPICE	0	0	0	0	0	0	0	0	83.00
89.00	SUBTOTALS (sum of lines 1-84)	22,256	22,256	5,433,807	-2,210,975	7,379,384	20,282	31,580	18,730	89.00
NONREIMBURSABLE COST CENTERS										
90.00	GIFT, FLOWER, COFFEE SHOPS & CANTEEN	0	0	0	0	0	0	0	0	90.00
91.00	BARBER AND BEAUTY SHOP	0	0	0	0	0	0	0	0	91.00
92.00	PHYSICIANS PRIVATE OFFICES	0	0	0	0	0	0	0	0	92.00

ROSE MOUNTAIN CARE CTR	Period:	Run Date Time:	5/28/2025 10:39 am	
Provider CCN: 315384	From: 01/01/2024	MCRIF32	2540-10	
	To: 12/31/2024	Version:	11.1.179.1	

COST ALLOCATION - STATISTICAL BASIS

Worksheet B-1

PPS

	Cost Center Description	BLDGS & FIXTURES (SQUARE FEET)	MOVABLE EQUIPMENT (SQUARE FEET)	EMPLOYEE BENEFITS (GROSS SALARIES)	Reconciliation	ADMINISTRATIVE & GENERAL (ACCUM COST)	PLANT OPERATION, MAINT. & REPAIRS (SQUARE FEET)	LAUNDRY & LINEN SERVICE (PATIENT DAYS)	HOUSEKEEPING (SQUARE FEET)	
		1.00	2.00	3.00	4A	4.00	5.00	6.00	7.00	
93.00	NONPAID WORKERS	0	0	0	0	0	0	0	0	93.00
94.00	PATIENTS LAUNDRY	0	0	0	0	0	0	0	0	94.00
98.00	Cross Foot Adjustments									98.00
99.00	Negative Cost Centers									99.00
102.00	Cost to be allocated (per Wkst. B, Part I)	292,906	5,028	707,023		2,210,975	558,217	57,588	521,830	102.00
103.00	Unit cost multiplier (Wkst. B, Part I)	13.160766	0.225917	0.130116		0.299615	27.522779	1.823559	27.860651	103.00
104.00	Cost to be allocated (per Wkst. B, Part II)			5,609		12,980	9,496	17,792	4,755	104.00
105.00	Unit cost multiplier (Wkst. B, Part II)			0.001032		0.001759	0.468198	0.563395	0.253871	105.00

ROSE MOUNTAIN CARE CTR	Period:	Run Date Time:	5/28/2025 10:39 am
Provider CCN: 315384	From: 01/01/2024	MCRIF32	2540-10
	To: 12/31/2024	Version:	11.1.179.1



COST ALLOCATION - STATISTICAL BASIS

Worksheet B-1

PPS

	Cost Center Description	DIETARY (MEALS SERVED)	NURSING ADMINISTRATION (PATIENT DAYS)	CENTRAL SERVICES & SUPPLY (PATIENT DAYS)	PHARMACY (PATIENT DAYS)	MEDICAL RECORDS & LIBRARY (PATIENT DAYS)	SOCIAL SERVICE (PATIENT DAYS)	NURSING AND ALLIED HEALTH EDUCATION (ASSIGNED TIME)	ACTIVITIES (PATIENT DAYS)	
		8.00	9.00	10.00	11.00	12.00	13.00	14.00	15.00	
GENERAL SERVICE COST CENTERS										
1.00	CAP REL COSTS - BLDGS & FIXTURES									1.00
2.00	CAP REL COSTS - MOVABLE EQUIPMENT									2.00
3.00	EMPLOYEE BENEFITS									3.00
4.00	ADMINISTRATIVE & GENERAL									4.00
5.00	PLANT OPERATION, MAINT. & REPAIRS									5.00
6.00	LAUNDRY & LINEN SERVICE									6.00
7.00	HOUSEKEEPING									7.00
8.00	DIETARY	94,740								8.00
9.00	NURSING ADMINISTRATION	0	31,580							9.00
10.00	CENTRAL SERVICES & SUPPLY	0	0	31,580						10.00
11.00	PHARMACY	0	0	0	31,580					11.00
12.00	MEDICAL RECORDS & LIBRARY	0	0	0	0	31,580				12.00
13.00	SOCIAL SERVICE	0	0	0	0	0	31,580			13.00
14.00	NURSING AND ALLIED HEALTH EDUCATION	0	0	0	0	0	0	0		14.00
15.00	ACTIVITIES	0	0	0	0	0	0	0	31,580	15.00
INPATIENT ROUTINE SERVICE COST CENTERS										
30.00	SKILLED NURSING FACILITY	94,740	31,580	31,580	31,580	31,580	31,580	0	31,580	30.00
31.00	NURSING FACILITY	0	0	0	0	0	0	0	0	31.00
32.00	ICF/IID	0	0	0	0	0	0	0	0	32.00
33.00	OTHER LONG TERM CARE	0	0	0	0	0	0	0	0	33.00
ANCILLARY SERVICE COST CENTERS										
40.00	RADIOLOGY	0	0	0	0	0	0	0	0	40.00
41.00	LABORATORY	0	0	0	0	0	0	0	0	41.00
42.00	INTRAVENOUS THERAPY	0	0	0	0	0	0	0	0	42.00
43.00	OXYGEN (INHALATION) THERAPY	0	0	0	0	0	0	0	0	43.00
44.00	PHYSICAL THERAPY	0	0	0	0	0	0	0	0	44.00
45.00	OCCUPATIONAL THERAPY	0	0	0	0	0	0	0	0	45.00
46.00	SPEECH PATHOLOGY	0	0	0	0	0	0	0	0	46.00
47.00	ELECTROCARDIOLOGY	0	0	0	0	0	0	0	0	47.00
48.00	MEDICAL SUPPLIES CHARGED TO PATIENTS	0	0	0	0	0	0	0	0	48.00
49.00	DRUGS CHARGED TO PATIENTS	0	0	0	0	0	0	0	0	49.00
50.00	DENTAL CARE - TITLE XIX ONLY	0	0	0	0	0	0	0	0	50.00
51.00	SUPPORT SURFACES	0	0	0	0	0	0	0	0	51.00
OUTPATIENT SERVICE COST CENTERS										
60.00	CLINIC		0	0		0	0	0	0	60.00
61.00	RURAL HEALTH CLINIC	0	0	0	0	0	0	0	0	61.00
62.00	FQHC									62.00
OTHER REIMBURSABLE COST CENTERS										
70.00	HOME HEALTH AGENCY COST	0	0	0	0	0	0	0	0	70.00
71.00	AMBULANCE	0	0	0	0	0	0	0	0	71.00
73.00	CMHC	0	0	0	0	0	0	0	0	73.00
SPECIAL PURPOSE COST CENTERS										
80.00	MALPRACTICE PREMIUMS & PAID LOSSES									80.00
81.00	INTEREST EXPENSE									81.00
82.00	UTILIZATION REVIEW - SNF									82.00
83.00	HOSPICE	0	0	0	0	0	0	0	0	83.00
89.00	SUBTOTALS (sum of lines 1-84)	94,740	31,580	31,580	31,580	31,580	31,580	0	31,580	89.00
NONREIMBURSABLE COST CENTERS										
90.00	GIFT, FLOWER, COFFEE SHOPS & CANTEEN	0	0	0	0	0	0	0	0	90.00
91.00	BARBER AND BEAUTY SHOP	0	0	0	0	0	0	0	0	91.00
92.00	PHYSICIANS PRIVATE OFFICES	0	0	0	0	0	0	0	0	92.00

ROSE MOUNTAIN CARE CTR	Period:	Run Date Time:	5/28/2025 10:39 am
Provider CCN: 315384	From: 01/01/2024	MCRIF32	2540-10
	To: 12/31/2024	Version:	11.1.179.1




COST ALLOCATION - STATISTICAL BASIS

Worksheet B-1

PPS

	Cost Center Description	DIETARY (MEALS SERVED)	NURSING ADMINISTRA TION (PATIENT DAYS)	CENTRAL SERVICES & SUPPLY (PATIENT DAYS)	PHARMACY (PATIENT DAYS)	MEDICAL RECORDS & LIBRARY (PATIENT DAYS)	SOCIAL SERVICE (PATIENT DAYS)	NURSING AND ALLIED HEALTH EDUCATION (ASSIGNED TIME)	ACTIVITIES (PATIENT DAYS)	
		8.00	9.00	10.00	11.00	12.00	13.00	14.00	15.00	
93.00	NONPAID WORKERS	0	0	0	0	0	0	0	0	93.00
94.00	PATIENTS LAUNDRY	0	0	0	0	0	0	0	0	94.00
98.00	Cross Foot Adjustments									98.00
99.00	Negative Cost Centers									99.00
102.00	Cost to be allocated (per Wkst. B, Part I)	1,269,397	470,626	220,847	31,381	0	133,226	0	503,414	102.00
103.00	Unit cost multiplier (Wkst. B, Part I)	13.398744	14.902660	6.993255	0.993699	0.000000	4.218683	0.000000	15.940912	103.00
104.00	Cost to be allocated (per Wkst. B, Part II)	34,735	8,382	2,586	42	0	3,113	0	45,135	104.00
105.00	Unit cost multiplier (Wkst. B, Part II)	0.366635	0.265421	0.081887	0.001330	0.000000	0.098575	0.000000	1.429227	105.00


ROSE MOUNTAIN CARE CTR	Period:	Run Date Time:	5/28/2025 10:39 am	
Provider CCN: 315384	From: 01/01/2024	MCRIF32	2540-10	
	To: 12/31/2024	Version:	11.1.179.1	

RATIO OF COST TO CHARGES FOR ANCILLARY AND OUTPATIENT COST CENTERS

Worksheet C

PPS

	Cost Center Description	Total (from Wkst. B, Pt I, col. 18)	Total Charges	Ratio (col. 1 divided by col. 2)	
		1.00	2.00	3.00	
ANCILLARY SERVICE COST CENTERS					
40.00	RADIOLOGY	0	0	0.000000	40.00
41.00	LABORATORY	8,697	6,692	1.299611	41.00
42.00	INTRAVENOUS THERAPY	0	0	0.000000	42.00
43.00	OXYGEN (INHALATION) THERAPY	0	0	0.000000	43.00
44.00	PHYSICAL THERAPY	395,004	264,254	1.494789	44.00
45.00	OCCUPATIONAL THERAPY	217,983	606,210	0.359583	45.00
46.00	SPEECH PATHOLOGY	3,697	159,725	0.023146	46.00
47.00	ELECTROCARDIOLOGY	0	0	0.000000	47.00
48.00	MEDICAL SUPPLIES CHARGED TO PATIENTS	0	0	0.000000	48.00
49.00	DRUGS CHARGED TO PATIENTS	68,987	53,083	1.299606	49.00
50.00	DENTAL CARE - TITLE XIX ONLY	0	0	0.000000	50.00
51.00	SUPPORT SURFACES	0	0	0.000000	51.00
OUTPATIENT SERVICE COST CENTERS					
60.00	CLINIC	0	0	0.000000	60.00
61.00	RURAL HEALTH CLINIC				61.00
62.00	FQHC				62.00
71.00	AMBULANCE	32,081	24,685	1.299615	71.00
100.00	Total	726,449	1,114,649		100.00

ROSE MOUNTAIN CARE CTR	Period:	Run Date Time:	5/28/2025 10:39 am	
Provider CCN: 315384	From: 01/01/2024	MCRIF32	2540-10	
	To: 12/31/2024	Version:	11.1.179.1	


APPORTIONMENT OF ANCILLARY AND OUTPATIENT COSTS

Worksheet D
Part I
PPS

Title XVIII Skilled Nursing Facility

PART I - CALCULATION OF ANCILLARY AND OUTPATIENT COST							
		Ratio of Cost to Charges (Fr. Wkst. C Column 3)	Health Care Program Charges		Health Care Program Cost		
			Part A	Part B	Part A (col. 1 x col. 2)	Part B (col. 1 x col. 3)	
		1.00	2.00	3.00	4.00	5.00	
ANCILLARY SERVICE COST CENTERS							
40.00	RADIOLOGY	0.000000	0	0	0	0	40.00
41.00	LABORATORY	1.299611	0	0	0	0	41.00
42.00	INTRAVENOUS THERAPY	0.000000	0	0	0	0	42.00
43.00	OXYGEN (INHALATION) THERAPY	0.000000	0	0	0	0	43.00
44.00	PHYSICAL THERAPY	1.494789	50,010	0	74,754	0	44.00
45.00	OCCUPATIONAL THERAPY	0.359583	76,952	0	27,671	0	45.00
46.00	SPEECH PATHOLOGY	0.023146	43,640	0	1,010	0	46.00
47.00	ELECTROCARDIOLOGY	0.000000	0	0	0	0	47.00
48.00	MEDICAL SUPPLIES CHARGED TO PATIENTS	0.000000	0	0	0	0	48.00
49.00	DRUGS CHARGED TO PATIENTS	1.299606	0	0	0	0	49.00
50.00	DENTAL CARE - TITLE XIX ONLY	0.000000	0		0		50.00
51.00	SUPPORT SURFACES	0.000000	0	0	0	0	51.00
OUTPATIENT SERVICE COST CENTERS							
60.00	CLINIC	0.000000	0	0	0	0	60.00
61.00	RURAL HEALTH CLINIC						61.00
62.00	FQHC						62.00
71.00	AMBULANCE (2)	1.299615		0			71.00
100.00	Total (Sum of lines 40 - 71)		170,602	0	103,435	0	100.00

(1) For titles V and XIX use columns 1, 2 and 4 only.
 (2) Line 71 columns 2 and 4 are for titles V and XIX. No amounts should be entered here for title XVIII.

ROSE MOUNTAIN CARE CTR	Period: From: 01/01/2024 To: 12/31/2024	Run Date Time: 5/28/2025 10:39 am MCRIF32 Version: 11.1.179.1	
Provider CCN: 315384			

APPORTIONMENT OF ANCILLARY AND OUTPATIENT COSTS

Worksheet D
Parts II-III
PPS

Title XVIII Skilled Nursing Facility

PART II - APPORTIONMENT OF VACCINE COST		
		1.00
1.00	Drugs charged to patients - ratio of cost to charges (From Worksheet C, column 3, line 49)	1.299606
2.00	Program vaccine charges (From your records, or the PS&R)	0
3.00	Program costs (Line 1 x line 2) (Title XVIII, PPS providers, transfer this amount to Worksheet E, Part I, line 18)	0

PART III - CALCULATION OF PASS THROUGH COSTS FOR NURSING & ALLIED HEALTH							
	Cost Center Description	Total Cost (From Wkst. B, Part I, Col. 18)	Nursing & Allied Health (From Wkst. B, Part I, Col. 14)	Ratio of Nursing & Allied Health Costs to Total Costs - Part A (Col. 2 / Col. 1)	Program Part A Cost (From Wkst. D Part I, Col. 4)	Part A Nursing & Allied Health Costs for Pass Through (Col. 3 x Col. 4)	
		1.00	2.00	3.00	4.00	5.00	

ANCILLARY SERVICE COST CENTERS							
40.00	RADIOLOGY	0	0	0.000000	0	0	40.00
41.00	LABORATORY	8,697	0	0.000000	0	0	41.00
42.00	INTRAVENOUS THERAPY	0	0	0.000000	0	0	42.00
43.00	OXYGEN (INHALATION) THERAPY	0	0	0.000000	0	0	43.00
44.00	PHYSICAL THERAPY	395,004	0	0.000000	74,754	0	44.00
45.00	OCCUPATIONAL THERAPY	217,983	0	0.000000	27,671	0	45.00
46.00	SPEECH PATHOLOGY	3,697	0	0.000000	1,010	0	46.00
47.00	ELECTROCARDIOLOGY	0	0	0.000000	0	0	47.00
48.00	MEDICAL SUPPLIES CHARGED TO PATIENTS	0	0	0.000000	0	0	48.00
49.00	DRUGS CHARGED TO PATIENTS	68,987	0	0.000000	0	0	49.00
50.00	DENTAL CARE - TITLE XIX ONLY	0	0	0.000000	0	0	50.00
51.00	SUPPORT SURFACES	0	0	0.000000	0	0	51.00
100.00	Total (Sum of lines 40 - 52)	694,368	0		103,435	0	100.00

ROSE MOUNTAIN CARE CTR	Period:	Run Date Time:	5/28/2025 10:39 am
Provider CCN: 315384	From: 01/01/2024	MCRIF32	2540-10
	To: 12/31/2024	Version:	11.1.179.1




COMPUTATION OF INPATIENT ROUTINE COSTS

Worksheet D-1
Part I
PPS

Title XVIII Skilled Nursing Facility

PART I CALCULATION OF INPATIENT ROUTINE COSTS			1.00
INPATIENT DAYS			
1.00	Inpatient days including private room days		31,580 1.00
2.00	Private room days		0 2.00
3.00	Inpatient days including private room days applicable to the Program		1,774 3.00
4.00	Medically necessary private room days applicable to the Program		0 4.00
5.00	Total general inpatient routine service cost		8,863,910 5.00
PRIVATE ROOM DIFFERENTIAL ADJUSTMENT			
6.00	General inpatient routine service charges		9,299,099 6.00
7.00	General inpatient routine service cost/charge ratio (Line 5 divided by line 6)		0.953201 7.00
8.00	Enter private room charges from your records		0 8.00
9.00	Average private room per diem charge (Private room charges line 8 divided by private room days, line 2)		0.00 9.00
10.00	Enter semi-private room charges from your records		0 10.00
11.00	Average semi-private room per diem charge (Semi-private room charges line 10, divided by semi-private room days)		0.00 11.00
12.00	Average per diem private room charge differential (Line 9 minus line 11)		0.00 12.00
13.00	Average per diem private room cost differential (Line 7 times line 12)		0.00 13.00
14.00	Private room cost differential adjustment (Line 2 times line 13)		0 14.00
15.00	General inpatient routine service cost net of private room cost differential (Line 5 minus line 14)		8,863,910 15.00
PROGRAM INPATIENT ROUTINE SERVICE COSTS			
16.00	Adjusted general inpatient service cost per diem (Line 15 divided by line 1)		280.68 16.00
17.00	Program routine service cost (Line 3 times line 16)		497,926 17.00
18.00	Medically necessary private room cost applicable to program (line 4 times line 13)		0 18.00
19.00	Total program general inpatient routine service cost (Line 17 plus line 18)		497,926 19.00
20.00	Capital related cost allocated to inpatient routine service costs (From Wkst. B, Part II column 18, line 30 for SNF; line 31 for NF, or line 32 for ICF/IID)		288,568 20.00
21.00	Per diem capital related costs (Line 20 divided by line 1)		9.14 21.00
22.00	Program capital related cost (Line 3 times line 21)		16,214 22.00
23.00	Inpatient routine service cost (Line 19 minus line 22)		481,712 23.00
24.00	Aggregate charges to beneficiaries for excess costs (From provider records)		0 24.00
25.00	Total program routine service costs for comparison to the cost limitation (Line 23 minus line 24)		481,712 25.00
26.00	Enter the per diem limitation (1)		26.00
27.00	Inpatient routine service cost limitation (Line 3 times the per diem limitation line 26) (1)		27.00
28.00	Reimbursable inpatient routine service costs (Line 22 plus the lesser of line 25 or line 27) (Transfer to Worksheet E, Part II, line 4) (See instructions)		28.00
PART II CALCULATION OF INPATIENT NURSING & ALLIED HEALTH COSTS FOR PPS PASS-THROUGH			
			1.00
1.00	Total SNF inpatient days		31,580 1.00
2.00	Program inpatient days (see instructions)		1,774 2.00
3.00	Total nursing & allied health costs. (see instructions)(Do not complete for titles V or XIX)		0 3.00
4.00	Nursing & allied health ratio. (line 2 divided by line 1)		0.056175 4.00
5.00	Program nursing & allied health costs for pass-through. (line 3 times line 4)		0 5.00

ROSE MOUNTAIN CARE CTR	Period:	Run Date Time:	5/28/2025 10:39 am	
Provider CCN: 315384	From: 01/01/2024	MCRIF32	2540-10	
	To: 12/31/2024	Version:	11.1.179.1	

COMPUTATION OF INPATIENT ROUTINE COSTS

Worksheet D-1

Part I

Title XIX Skilled Nursing Facility

Cost

PART I CALCULATION OF INPATIENT ROUTINE COSTS

		1.00	
INPATIENT DAYS			
1.00	Inpatient days including private room days	31,580	1.00
2.00	Private room days	0	2.00
3.00	Inpatient days including private room days applicable to the Program	24,839	3.00
4.00	Medically necessary private room days applicable to the Program	0	4.00
5.00	Total general inpatient routine service cost	8,863,910	5.00

PRIVATE ROOM DIFFERENTIAL ADJUSTMENT


6.00	General inpatient routine service charges	9,299,099	6.00
7.00	General inpatient routine service cost/charge ratio (Line 5 divided by line 6)	0.953201	7.00
8.00	Enter private room charges from your records	0	8.00
9.00	Average private room per diem charge (Private room charges line 8 divided by private room days, line 2)	0.00	9.00
10.00	Enter semi-private room charges from your records	0	10.00
11.00	Average semi-private room per diem charge (Semi-private room charges line 10, divided by semi-private room days)	0.00	11.00
12.00	Average per diem private room charge differential (Line 9 minus line 11)	0.00	12.00
13.00	Average per diem private room cost differential (Line 7 times line 12)	0.00	13.00
14.00	Private room cost differential adjustment (Line 2 times line 13)	0	14.00
15.00	General inpatient routine service cost net of private room cost differential (Line 5 minus line 14)	8,863,910	15.00

PROGRAM INPATIENT ROUTINE SERVICE COSTS

16.00	Adjusted general inpatient service cost per diem (Line 15 divided by line 1)	280.68	16.00
17.00	Program routine service cost (Line 3 times line 16)	6,971,811	17.00
18.00	Medically necessary private room cost applicable to program (line 4 times line 13)	0	18.00
19.00	Total program general inpatient routine service cost (Line 17 plus line 18)	6,971,811	19.00
20.00	Capital related cost allocated to inpatient routine service costs (From Wkst. B, Part II column 18, line 30 for SNF; line 31 for NF, or line 32 for ICF/IID)	288,568	20.00
21.00	Per diem capital related costs (Line 20 divided by line 1)	9.14	21.00
22.00	Program capital related cost (Line 3 times line 21)	227,028	22.00
23.00	Inpatient routine service cost (Line 19 minus line 22)	6,744,783	23.00
24.00	Aggregate charges to beneficiaries for excess costs (From provider records)	0	24.00
25.00	Total program routine service costs for comparison to the cost limitation (Line 23 minus line 24)	6,744,783	25.00
26.00	Enter the per diem limitation (1)	0.00	26.00
27.00	Inpatient routine service cost limitation (Line 3 times the per diem limitation line 26) (1)	0	27.00
28.00	Reimbursable inpatient routine service costs (Line 22 plus the lesser of line 25 or line 27) (Transfer to Worksheet E, Part II, line 4) (See instructions)	6,971,811	28.00

PART II CALCULATION OF INPATIENT NURSING & ALLIED HEALTH COSTS FOR PPS PASS-THROUGH

		1.00	
1.00	Total SNF inpatient days	31,580	1.00
2.00	Program inpatient days (see instructions)	24,839	2.00
3.00	Total nursing & allied health costs. (see instructions)(Do not complete for titles V or XIX)	0	3.00
4.00	Nursing & allied health ratio. (line 2 divided by line 1)	0.786542	4.00
5.00	Program nursing & allied health costs for pass-through. (line 3 times line 4)	0	5.00

ROSE MOUNTAIN CARE CTR	Period: From: 01/01/2024 To: 12/31/2024	Run Date Time: 5/28/2025 10:39 am MCRIF32 Version: 11.1.179.1	
Provider CCN: 315384			

CALCULATION OF REIMBURSEMENT SETTLEMENT FOR TITLE XVIII

Worksheet E
Part I
PPS


Title XVIII Skilled Nursing Facility

PART A - INPATIENT SERVICE PPS PROVIDER COMPUTATION OF REIMBURSEMENT

		1.00	
1.00	Inpatient PPS amount (See Instructions)	1,330,191	1.00
2.00	Nursing and Allied Health Education Activities (pass through payments)	0	2.00
3.00	Subtotal (Sum of lines 1 and 2)	1,330,191	3.00
4.00	Primary payor amounts	720	4.00
5.00	Coinsurance	238,476	5.00
6.00	Allowable bad debts (From your records)	184,846	6.00
7.00	Allowable Bad debts for dual eligible beneficiaries (See instructions)	16,676	7.00
8.00	Adjusted reimbursable bad debts. (See instructions)	120,150	8.00
9.00	Recovery of bad debts - for statistical records only	0	9.00
10.00	Utilization review	0	10.00
11.00	Subtotal (See instructions)	1,211,145	11.00
12.00	Interim payments (See instructions)	1,241,501	12.00
13.00	Tentative adjustment	0	13.00
14.00	OTHER adjustment (See instructions)	0	14.00
14.50	Demonstration payment adjustment amount before sequestration	0	14.50
14.55	Demonstration payment adjustment amount after sequestration	0	14.55
14.75	Sequestration for non-claims based amounts (see instructions)	2,403	14.75
14.99	Sequestration amount (see instructions)	21,820	14.99
15.00	Balance due provider/program (see Instructions)	-54,579	15.00
16.00	Protested amounts (Nonallowable cost report items in accordance with CMS Pub. 15-2, section 115.2)	0	16.00

PART B - ANCILLARY SERVICE COMPUTATION OF REIMBURSEMENT LESSER OF COST OR CHARGES - TITLE XVIII ONLY


17.00	Ancillary services Part B	0	17.00
18.00	Vaccine cost (From Wkst D, Part II, line 3)	0	18.00
19.00	Total reasonable costs (Sum of lines 17 and 18)	0	19.00
20.00	Medicare Part B ancillary charges (See instructions)	0	20.00
21.00	Cost of covered services (Lesser of line 19 or line 20)	0	21.00
22.00	Primary payor amounts	0	22.00
23.00	Coinsurance and deductibles	0	23.00
24.00	Allowable bad debts (From your records)	0	24.00
24.01	Allowable Bad debts for dual eligible beneficiaries (see instructions)	0	24.01
24.02	Adjusted reimbursable bad debts (see instructions)	0	24.02
25.00	Subtotal (Sum of lines 21 and 24, minus lines 22 and 23)	0	25.00
26.00	Interim payments (See instructions)	0	26.00
27.00	Tentative adjustment	0	27.00
28.00	Other Adjustments (See instructions) Specify	0	28.00
28.50	Demonstration payment adjustment amount before sequestration	0	28.50
28.55	Demonstration payment adjustment amount after sequestration	0	28.55
28.99	Sequestration amount (see instructions)	0	28.99
29.00	Balance due provider/program (see instructions)	0	29.00
30.00	Protested amounts (Nonallowable cost report items) in accordance with CMS Pub.15-2, section 115.2	0	30.00

ROSE MOUNTAIN CARE CTR	Period:	Run Date Time:	5/28/2025 10:39 am	
Provider CCN: 315384	From: 01/01/2024	MCRIF32	2540-10	
	To: 12/31/2024	Version:	11.1.179.1	

CALCULATION OF REIMBURSEMENT SETTLEMENT TITLE V and TITLE XIX ONLY

**Worksheet E
Part II**

		Title XIX	Skilled Nursing Facility	Cost
			1.00	
COMPUTATION OF NET COST OF COVERED SERVICES				
1.00	Inpatient ancillary services (see Instructions)		0	1.00
2.00	Nursing & Allied Health Cost (From Worksheet D-1, Pt. II, line 5)		0	2.00
3.00	Outpatient services		0	3.00
4.00	Inpatient routine services (see instructions)		6,971,811	4.00
5.00	Utilization review--physicians' compensation (from provider records)		0	5.00
6.00	Cost of covered services (Sum of lines 1 - 5)		6,971,811	6.00
7.00	Differential in charges between semiprivate accommodations and less than semiprivate accommodations		0	7.00
8.00	SUBTOTAL (Line 6 minus line 7)		6,971,811	8.00
9.00	Primary payor amounts		0	9.00
10.00	Total Reasonable Cost (Line 8 minus line 9)		6,971,811	10.00
REASONABLE CHARGES				
11.00	Inpatient ancillary service charges		0	11.00
12.00	Outpatient service charges		0	12.00
13.00	Inpatient routine service charges		0	13.00
14.00	Differential in charges between semiprivate accommodations and less than semiprivate accommodations		0	14.00
15.00	Total reasonable charges		0	15.00
CUSTOMARY CHARGES				
16.00	Aggregate amount actually collected from patients liable for payment for services on a charge basis		0	16.00
17.00	Amounts that would have been realized from patients liable for payment for services on a charge basis had such payment been made in accordance with 42 CFR 413.13(e)		0	17.00
18.00	Ratio of line 16 to line 17 (not to exceed 1.000000)		0.000000	18.00
19.00	Total customary charges (see instructions)		0	19.00
COMPUTATION OF REIMBURSEMENT SETTLEMENT				
20.00	Cost of covered services (see Instructions)		0	20.00
21.00	Deductibles		0	21.00
22.00	Subtotal (Line 20 minus line 21)		0	22.00
23.00	Coinsurance		0	23.00
24.00	Subtotal (Line 22 minus line 23)		0	24.00
25.00	Allowable bad debts (from your records)		0	25.00
26.00	Subtotal (sum of lines 24 and 25)		0	26.00
27.00	Unrefunded charges to beneficiaries for excess costs erroneously collected based on correction of cost limit		0	27.00
28.00	Recovery of excess depreciation resulting from provider termination or a decrease in program utilization		0	28.00
29.00	Other Adjustments (see instructions) Specify		0	29.00
30.00	Amounts applicable to prior cost reporting periods resulting from disposition of depreciable assets (if minus, enter amount in parentheses)		0	30.00
31.00	Subtotal (Line 26 plus or minus lines 29, and 30, minus lines 27 and 28)		0	31.00
32.00	Interim payments		0	32.00
33.00	Balance due provider/program (Line 31 minus line 32) (indicate overpayments in parentheses) (see Instructions)		0	33.00

ROSE MOUNTAIN CARE CTR	Period: From: 01/01/2024 To: 12/31/2024	Run Date Time: 5/28/2025 10:39 am MCRIF32 Version: 11.1.179.1	
Provider CCN: 315384			


ANALYSIS OF PAYMENTS TO PROVIDERS FOR SERVICES RENDERED

Worksheet E-1

Title XVIII Skilled Nursing Facility PPS

	DESCRIPTION	Inpatient Part A		Part B		
		mm/dd/yyyy	Amount	mm/dd/yyyy	Amount	
		1.00	2.00	3.00	4.00	
1.00	Total interim payments paid to provider		1,069,175		0	1.00
2.00	Interim payments payable on individual bills, either submitted or to be submitted to the contractor for services rendered in the cost reporting period. If none, enter zero		164,994		0	2.00
3.00	List separately each retroactive lump sum adjustment amount based on subsequent revision of the interim rate for the cost reporting period. Also show date of each payment. If none, write "NONE" or enter a zero. (1)					3.00
Program to Provider						
3.01	ADJUSTMENTS TO PROVIDER	06/05/2024	7,332		0	3.01
3.02			0		0	3.02
3.03			0		0	3.03
3.04			0		0	3.04
3.05			0		0	3.05
Provider to Program						
3.50	ADJUSTMENTS TO PROGRAM		0		0	3.50
3.51			0		0	3.51
3.52			0		0	3.52
3.53			0		0	3.53
3.54			0		0	3.54
3.99	Subtotal (Sum of lines 3.01 - 3.49 minus sum of lines 3.50 - 3.98)		7,332		0	3.99
4.00	Total interim payments (sum of lines 1, 2, and 3.99) (Transfer to Wkst. E, Part I line 12 for Part A, and line 26 for Part B)		1,241,501		0	4.00
TO BE COMPLETED BY CONTRACTOR						
5.00	List separately each tentative settlement payment after desk review. Also show date of each payment. If none, write "NONE" or enter a zero. (1)					5.00
Program to Provider						
5.01	TENTATIVE TO PROVIDER		0		0	5.01
5.02			0		0	5.02
5.03			0		0	5.03
Provider to Program						
5.50	TENTATIVE TO PROGRAM		0		0	5.50
5.51			0		0	5.51
5.52			0		0	5.52
5.99	Subtotal (Sum of lines 5.01 - 5.49 minus sum of lines 5.50 - 5.98)		0		0	5.99
6.00	Determined net settlement amount (balance due) based on the cost report. (1)					6.00
6.01	PROGRAM TO PROVIDER		0		0	6.01
6.02	PROVIDER TO PROGRAM		54,579		0	6.02
7.00	Total Medicare program liability (see instructions)		1,186,922		0	7.00
Contractor Name		Contractor Number				
1.00		2.00				
8.00						8.00

(1) On lines 3, 5, and 6, where an amount is due "Provider to Program", show the amount and date on which the provider agrees to the amount of repayment even though total repayment is not accomplished until a later date.


ROSE MOUNTAIN CARE CTR Provider CCN: 315384	Period: From: 01/01/2024 To: 12/31/2024	Run Date Time: 5/28/2025 10:39 am MCRIF32 Version: 11.1.179.1	
--	---	---	---

BALANCE SHEET (If you are nonproprietary and do not maintain fund-type accounting records, complete the "General Fund" column only)

Worksheet G

PPS

		General Fund	Specific Purpose Fund	Endowment Fund	Plant Fund	
		1.00	2.00	3.00	4.00	
Assets						
CURRENT ASSETS						
1.00	Cash on hand and in banks	1,586,078	0	0	0	1.00
2.00	Temporary investments	0	0	0	0	2.00
3.00	Notes receivable	0	0	0	0	3.00
4.00	Accounts receivable	1,879,247	0	0	0	4.00
5.00	Other receivables	29,477	0	0	0	5.00
6.00	Less: allowances for uncollectible notes and accounts receivable	0	0	0	0	6.00
7.00	Inventory	0	0	0	0	7.00
8.00	Prepaid expenses	188,042	0	0	0	8.00
9.00	Other current assets	0	0	0	0	9.00
10.00	Due from other funds	0	0	0	0	10.00
11.00	TOTAL CURRENT ASSETS (Sum of lines 1 - 10)	3,682,844	0	0	0	11.00
FIXED ASSETS						
12.00	Land	0	0	0	0	12.00
13.00	Land improvements	0	0	0	0	13.00
14.00	Less: Accumulated depreciation	0	0	0	0	14.00
15.00	Buildings	0	0	0	0	15.00
16.00	Less Accumulated depreciation	0	0	0	0	16.00
17.00	Leasehold improvements	316,911	0	0	0	17.00
18.00	Less: Accumulated Amortization	-296,571	0	0	0	18.00
19.00	Fixed equipment	0	0	0	0	19.00
20.00	Less: Accumulated depreciation	0	0	0	0	20.00
21.00	Automobiles and trucks	0	0	0	0	21.00
22.00	Less: Accumulated depreciation	0	0	0	0	22.00
23.00	Major movable equipment	85,445	0	0	0	23.00
24.00	Less: Accumulated depreciation	-69,286	0	0	0	24.00
25.00	Minor equipment - Depreciable	0	0	0	0	25.00
26.00	Minor equipment nondepreciable	0	0	0	0	26.00
27.00	Other fixed assets	0	0	0	0	27.00
28.00	TOTAL FIXED ASSETS (Sum of lines 12 - 27)	36,499	0	0	0	28.00
OTHER ASSETS						
29.00	Investments	0	0	0	0	29.00
30.00	Deposits on leases	0	0	0	0	30.00
31.00	Due from owners/officers	0	0	0	0	31.00
32.00	Other assets	0	0	0	0	32.00
33.00	TOTAL OTHER ASSETS (Sum of lines 29 - 32)	0	0	0	0	33.00
34.00	TOTAL ASSETS (Sum of lines 11, 28, and 33)	3,719,343	0	0	0	34.00
Liabilities and Fund Balances						
CURRENT LIABILITIES						
35.00	Accounts payable	2,284,087	0	0	0	35.00
36.00	Salaries, wages, and fees payable	72,464	0	0	0	36.00
37.00	Payroll taxes payable	1,668	0	0	0	37.00
38.00	Notes & loans payable (Short term)	0	0	0	0	38.00
39.00	Deferred income	0	0	0	0	39.00
40.00	Accelerated payments	0	0	0	0	40.00
41.00	Due to other funds	0	0	0	0	41.00
42.00	Other current liabilities	728,035	0	0	0	42.00
43.00	TOTAL CURRENT LIABILITIES (Sum of lines 35 - 42)	3,086,254	0	0	0	43.00
LONG TERM LIABILITIES						
44.00	Mortgage payable	0	0	0	0	44.00
45.00	Notes payable	0	0	0	0	45.00
46.00	Unsecured loans	0	0	0	0	46.00
47.00	Loans from owners:	0	0	0	0	47.00
48.00	Other long term liabilities	0	0	0	0	48.00
49.00	OTHER (SPECIFY)	0	0	0	0	49.00
50.00	TOTAL LONG TERM LIABILITIES (Sum of lines 44 - 49)	0	0	0	0	50.00

ROSE MOUNTAIN CARE CTR	Period:	Run Date Time:	5/28/2025 10:39 am	
Provider CCN: 315384	From: 01/01/2024	MCRIF32	2540-10	
	To: 12/31/2024	Version:	11.1.179.1	

BALANCE SHEET (If you are nonproprietary and do not maintain fund-type accounting records, complete the "General Fund" column only)

Worksheet G

PPS

		General Fund	Specific Purpose Fund	Endowment Fund	Plant Fund	
		1.00	2.00	3.00	4.00	
51.00	TOTAL LIABILITIES (Sum of lines 43 and 50)	3,086,254	0	0	0	51.00
CAPITAL ACCOUNTS						
52.00	General fund balance	633,089				52.00
53.00	Specific purpose fund		0			53.00
54.00	Donor created - endowment fund balance - restricted			0		54.00
55.00	Donor created - endowment fund balance - unrestricted			0		55.00
56.00	Governing body created - endowment fund balance			0		56.00
57.00	Plant fund balance - invested in plant				0	57.00
58.00	Plant fund balance - reserve for plant improvement, replacement, and expansion				0	58.00
59.00	TOTAL FUND BALANCES (Sum of lines 52 thru 58)	633,089	0	0	0	59.00
60.00	TOTAL LIABILITIES AND FUND BALANCES (Sum of lines 51 and 59)	3,719,343	0	0	0	60.00
() = contra amount						

ROSE MOUNTAIN CARE CTR	Period:	Run Date Time:	5/28/2025 10:39 am
Provider CCN: 315384	From: 01/01/2024	MCRIF32	2540-10
	To: 12/31/2024	Version:	11.1.179.1



STATEMENT OF CHANGES IN FUND BALANCES

Worksheet G-1

PPS

	General Fund		Special Purpose Fund		Endowment Fund		Plant Fund		
	1.00	2.00	3.00	4.00	5.00	6.00	7.00	8.00	
1.00	Fund balances at beginning of period	1,273,436		0		0		0	1.00
2.00	Net income (loss) (from Wkst. G-3, line 31)	-618,167							2.00
3.00	Total (sum of line 1 and line 2)	655,269		0		0		0	3.00
4.00	Additions (credit adjustments)								4.00
5.00		0	0		0		0		5.00
6.00		0	0		0		0		6.00
7.00		0	0		0		0		7.00
8.00		0	0		0		0		8.00
9.00		0	0		0		0		9.00
10.00	Total additions (sum of line 5 - 9)	0		0		0		0	10.00
11.00	Subtotal (line 3 plus line 10)	655,269		0		0		0	11.00
12.00	Deductions (debit adjustments)								12.00
13.00	ADJ	22,180		0		0		0	13.00
14.00		0		0		0		0	14.00
15.00		0		0		0		0	15.00
16.00		0		0		0		0	16.00
17.00		0		0		0		0	17.00
18.00	Total deductions (sum of lines 13 - 17)	22,180		0		0		0	18.00
19.00	Fund balance at end of period per balance sheet (Line 11 - line 18)	633,089		0		0		0	19.00

ROSE MOUNTAIN CARE CTR	Period:	Run Date Time:	5/28/2025 10:39 am
Provider CCN: 315384	From: 01/01/2024	MCRIF32	2540-10
	To: 12/31/2024	Version:	11.1.179.1



STATEMENT OF PATIENT REVENUES AND OPERATING EXPENSES

Worksheet G-2
Part I
PPS

PART I - PATIENT REVENUES					
	Cost Center Description	Inpatient	Outpatient	Total	
		1.00	2.00	3.00	
General Inpatient Routine Care Services					
1.00	SKILLED NURSING FACILITY	9,299,099		9,299,099	1.00
2.00	NURSING FACILITY	0		0	2.00
3.00	ICF/IID	0		0	3.00
4.00	OTHER LONG TERM CARE	0		0	4.00
5.00	Total general inpatient care services (Sum of lines 1 - 4)	9,299,099		9,299,099	5.00
All Other Care Services					
6.00	ANCILLARY SERVICES	1,114,649	0	1,114,649	6.00
7.00	CLINIC		0	0	7.00
8.00	HOME HEALTH AGENCY COST		0	0	8.00
9.00	AMBULANCE		0	0	9.00
10.00	RURAL HEALTH CLINIC		0	0	10.00
10.10	FQHC		0	0	10.10
11.00	CMHC		0	0	11.00
12.00	HOSPICE	0	0	0	12.00
13.00	OTHER (SPECIFY)	0	0	0	13.00
14.00	Total Patient Revenues (Sum of lines 5 - 13) (Transfer column 3 to Worksheet G-3, Line 1)	10,413,748	0	10,413,748	14.00
PART II - OPERATING EXPENSES					
			1.00	2.00	
1.00	Operating Expenses (Per Worksheet A, Col. 3, Line 100)			10,441,944	1.00
2.00	Add (Specify)		0		2.00
3.00			0		3.00
4.00			0		4.00
5.00			0		5.00
6.00			0		6.00
7.00			0		7.00
8.00	Total Additions (Sum of lines 2 - 7)			0	8.00
9.00	Deduct (Specify)		0		9.00
10.00			0		10.00
11.00			0		11.00
12.00			0		12.00
13.00			0		13.00
14.00	Total Deductions (Sum of lines 9 - 13)			0	14.00
15.00	Total Operating Expenses (Sum of lines 1 and 8, minus line 14)			10,441,944	15.00

ROSE MOUNTAIN CARE CTR	Period:	Run Date Time:	5/28/2025 10:39 am
Provider CCN: 315384	From: 01/01/2024	MCRIF32	2540-10
	To: 12/31/2024	Version:	11.1.179.1



STATEMENT OF PATIENT REVENUES AND OPERATING EXPENSES

Worksheet G-3

PPS

		1.00	
1.00	Total patient revenues (From Wkst. G-2, Part I, col. 3, line 14)	10,413,748	1.00
2.00	Less: contractual allowances and discounts on patients accounts	643,730	2.00
3.00	Net patient revenues (Line 1 minus line 2)	9,770,018	3.00
4.00	Less: total operating expenses (From Worksheet G-2, Part II, line 15)	10,441,944	4.00
5.00	Net income from service to patients (Line 3 minus 4)	-671,926	5.00
Other income:			
6.00	Contributions, donations, bequests, etc	0	6.00
7.00	Income from investments	53,759	7.00
8.00	Revenues from communications (Telephone and Internet service)	0	8.00
9.00	Revenue from television and radio service	0	9.00
10.00	Purchase discounts	0	10.00
11.00	Rebates and refunds of expenses	0	11.00
12.00	Parking lot receipts	0	12.00
13.00	Revenue from laundry and linen service	0	13.00
14.00	Revenue from meals sold to employees and guests	0	14.00
15.00	Revenue from rental of living quarters	0	15.00
16.00	Revenue from sale of medical and surgical supplies to other than patients	0	16.00
17.00	Revenue from sale of drugs to other than patients	0	17.00
18.00	Revenue from sale of medical records and abstracts	0	18.00
19.00	Tuition (fees, sale of textbooks, uniforms, etc.)	0	19.00
20.00	Revenue from gifts, flower, coffee shops, canteen	0	20.00
21.00	Rental of vending machines	0	21.00
22.00	Rental of skilled nursing space	0	22.00
23.00	Governmental appropriations	0	23.00
24.00	Other miscellaneous revenue (specify)	0	24.00
24.50	COVID-19 PHE Funding	0	24.50
25.00	Total other income (Sum of lines 6 - 24)	53,759	25.00
26.00	Total (Line 5 plus line 25)	-618,167	26.00
27.00	Other expenses (specify)	0	27.00
28.00		0	28.00
29.00		0	29.00
30.00	Total other expenses (Sum of lines 27 - 29)	0	30.00
31.00	Net income (or loss) for the period (Line 26 minus line 30)	-618,167	31.00