

**BÖRGER®**

EXCELLENCE – MADE TO LAST



# FLOW OPTIMIZATION SECOND TO NONE

The new BLUEline Rotary Lobe Pump

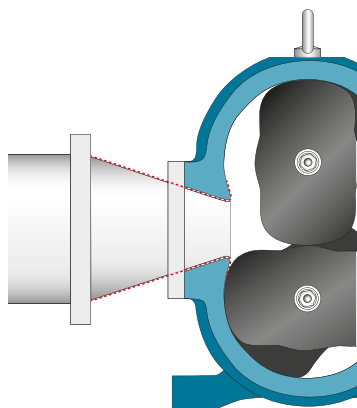


# FOR PURE MEDIA **BLUELINE NOVA CLEAN**

*The BLUEline Nova rotary lobe pump sets new standards in pump technology and achieves unrivaled volumetric efficiencies. The newly developed DIUS rotors in the flow-optimized pump chamber combined with an optimized pump gear unit ensure perfectly smooth running even at high pressures. The “clean” version of the BLUEline Nova has been designed for conveying pure, non-abrasive media. Casing protection plates are not required. The pump with minimal dead space can be cleaned according to the hygiene procedures CIP (Cleaning-In-Place) and SIP (Sterilization-In-Place).*




## MADE FOR ONE ANOTHER – **CASING AND ROTORS**




The development of the BLUEline NOVA pump has benefited from our experience of more than 30 years in pump manufacturing. With the help of computer flow simulations and physical test bench hours, we were able to improve the pumps even further. To this end, the geometries of the pump chamber and the rotors were perfectly matched.

**The result:** A volumetric efficiency that has never been achieved before combined with perfectly smooth running even at high pressures.



Pump size BLUEline NOVA	Speed in rpm		Flow rate		Pressure	Temp.
	Min.	Max.	Min. (GPM)	Max. (GPM)	Max. (in PSI)	Max. (in °F)
AN 040	1	800	0.1	95	145	up to 392
AN 070	1	800	0.2	155	115	up to 392
PN 100	1	800	0.3	210	175	up to 392
PN 160	1	800	0.4	340	175	up to 392
QN 230	1	600	0.6	365	115	up to 392
QN 300	1	600	0.8	475	115	up to 392



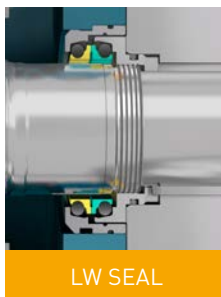
## AT A GLANCE

- + With or without casing protection
- + Almost pulsation-free, gentle pumping of sensitive media
- + Volumetric efficiency that could not be achieved before thanks to the perfect rotor-casing combination
- + Large intermediate chamber for maximum choice of sealing systems
- + Smooth running even at high pressures

## LARGE SEAL CHAMBER


The large seal chamber provides space for different sealing systems. Whether for quenching, flushing or buffering – the sealing system is adjusted perfectly to the requirements of the pumped medium. This ensures the longest service life and highest productivity.

In addition to the tried and tested Börger seals, special seals of other manufacturers can be used upon request.




LW SEAL

- Single-acting



FC SEAL

- Single-acting
- Via axially arranged springs (unwetted)
- Torque transmission



DA SEAL

- Double-acting
- Via axially arranged springs (unwetted)
- Torque transmission

# FOR ABRASIVE MEDIA **BLUELINE NOVA TOUGH**

*For conveying abrasive media containing solids, we have developed the Nova tough. A radial and axial casing protection protects the pump casing. The protection plates and liners are perfectly integrated into the pump casing in a flow-optimized design. Thanks to an innovative fastening system, also the "tough" version of the Nova pump ensures excellent efficiency. In case of wear, the casing protection is replaced quickly and easily thanks to the MIP® design (Maintenance in Place).*



Flow-optimized  
fastening system



## THE NEW PERFECTION – **THE DIUS ROTOR**



The newly developed one-piece DIUS rotor ensures an almost pulsation-free pumping even at high pressures. The wide sealing surface prevents a backflow of the medium and guarantees a volumetric efficiency never achieved before as well as an optimized suction performance.

Whether made of stainless steel or elastomer, the DIUS rotor does not need a cover disk. Integrated O-rings prevent that the basic core of the elastomer rotor comes into contact with the pumped medium. The shaft remains unwetted – for longest service life and simple cleaning.





# UNLIMITED POSSIBILITIES

## **CUSTOMIZED. APPROPRIATE. DURABLE.**

### DESIGN COMPLIANT WITH GUIDELINES

All Börger pumps and pump units can be manufactured according to the European ATEX guidelines (2014/34/EU) for use in potentially explosive atmospheres.


In addition, an API-676-compliant design, production according to the FDA regulations or a technically tight pump design according to the German TA Luft requirements are possible.



**API**  
TA-LUFT

### WITH DIRECTLY FLANGED MOTOR


The BLUEline Nova can be used with different drives. Upon request, the drive is directly flanged to the pump. Due to the elimination of the coupling and the base frame, the unit is even more compact.



*For this design, a base frame is not required.*


### STATIONARY. MOBILE. SUBMERGED.

Thanks to the compact design, Börger rotary lobe pumps can be used as stationary, mobile or submerged units. High flow rate with smallest footprint.




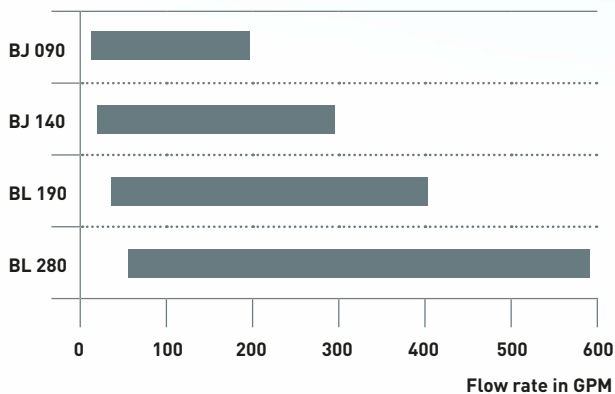
## Boerger LLC

Chanhassen, MN 55317, USA  
Phone +1 612 435 7300  
america@boerger.com  
www.boerger.com



## ONIXline

Size



## BLUEline

Series

