

Thermosiphon Engine Heaters

CB Model Weathertight Single Phase

1500–2500 Watts



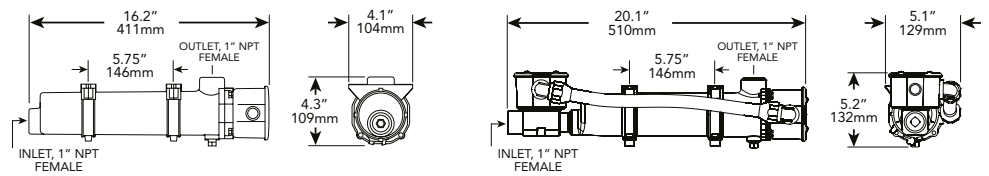
CB Model without thermostat



CB Model with thermostat

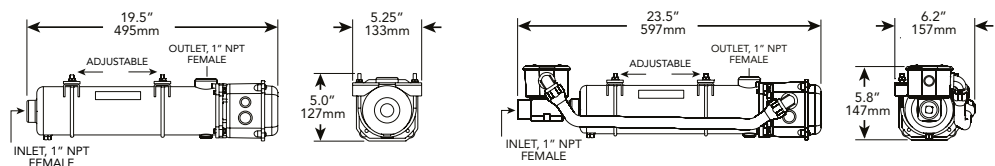
Engine Displacement	Model Number without Thermostat	Model Number with Thermostat see chart 1	Volts	Watts	Phase	Amps
350 – 500 CID 5.7 – 8.2 L	CB115100-000	CB1151XX-200	120	1500	1	12.5
	CB115800-000	CB1158XX-200	208	1500	1	7.2
	CB115200-000	CB1152XX-200	240	1500	1	6.3
	CB115700-000	CB1157XX-200	277	1500	1	5.4
	CB115300-000	CB1153XX-200	380	1500	1	3.9
	CB115400-000	CB1154XX-200	480	1500	1	3.1
500 – 600 CID 8.2 – 9.8 L	CB120100-000	CB1201XX-200	120	2000	1	16.7
	CB120800-000	CB1208XX-200	208	2000	1	9.6
	CB120200-000	CB1202XX-200	240	2000	1	8.3
	CB120300-000	CB1203XX-200	380	2000	1	5.3
	CB120400-000	CB1204XX-200	480	2000	1	4.2
600 – 800 CID 9.8 – 13.1 L	CB125100-000	CB1251XX-200	120	2500	1	20.8
	CB125800-000	CB1258XX-200	208	2500	1	12.0
	CB125200-000	CB1252XX-200	240	2500	1	10.4
	CB125700-000	CB1257XX-200	277	2500	1	9.0
	CB125300-000	CB1253XX-200	380	2500	1	6.6
	CB125400-000	CB1254XX-200	480	2500	1	5.2

CB Model



Engine Displacement	Model Number without Thermostat	Model Number with Thermostat see chart 1	Volts	Watts	Phase	Amps
800 – 1000 CID 13.1 – 16.4 L	CL130100-100	CL1301XX-200	120	3000	1	25.0
	CL130800-100	CL1308XX-200	208	3000	1	14.4
	CL130200-100	CL1302XX-200	240	3000	1	12.5
	CL130700-100	CL1307XX-200	277	3000	1	10.8
	CL130300-100	CL1303XX-200	380	3000	1	7.9
	CL130400-100	CL1304XX-200	480	3000	1	6.3
1000 – 1350 CID 16.4 – 22.1 L	CL140800-100	CL1408XX-200	208	4000	1	19.2
	CL140200-100	CL1402XX-200	240	4000	1	16.7
	CL140700-100	CL1407XX-200	277	4000	1	14.4
	CL140300-100	CL1403XX-200	380	4000	1	10.5
	CL140400-100	CL1404XX-200	480	4000	1	8.3
1350 – 1650 CID 22.1 – 27.0 L	CL150800-100	CL1508XX-200	208	5000	1	24.0
	CL150200-100	CL1502XX-200	240	5000	1	20.8
	CL150700-100	CL1507XX-200	277	5000	1	18.1
	CL150300-100	CL1503XX-200	380	5000	1	13.2
	CL150400-100	CL1504XX-200	480	5000	1	10.4

CL Model



CL Model without thermostat



CL Model with thermostat

CHART 1

Heaters with Thermostats

To specify temperature range of thermostat, insert numerical code from chart in place of the **XX** in model number.

Example:

Desired Temp. Range: 100° – 120°F
Model Number: CB1151**XX**-200
Order as: CB1151**10**-200

Temperature Range		Numerical Code
ON	OFF	
80°F (27°C)	100°F (38°C)	08
100°F (38°C)	120°F (49°C)	10
120°F (49°C)	140°F (60°C)	12
Adjustable 90° – 130°F (32° – 54°C)		A3

Replacement Parts

For thermosiphon engine heaters
CB/CL Models

CHART 2

Heaters with Thermostats

Temperature Range		Sensing Unit
ON	OFF	
80°F (27°C)	100°F (38°C)	FSU8
100°F (38°C)	120°F (49°C)	FSU10
120°F (49°C)	140°F (60°C)	FSU12
Adjustable 90° – 130°F (32° – 54°C)		FSU90-130

Example:

Model Number: CB115110-200
T-Stat Replacement: FSU10

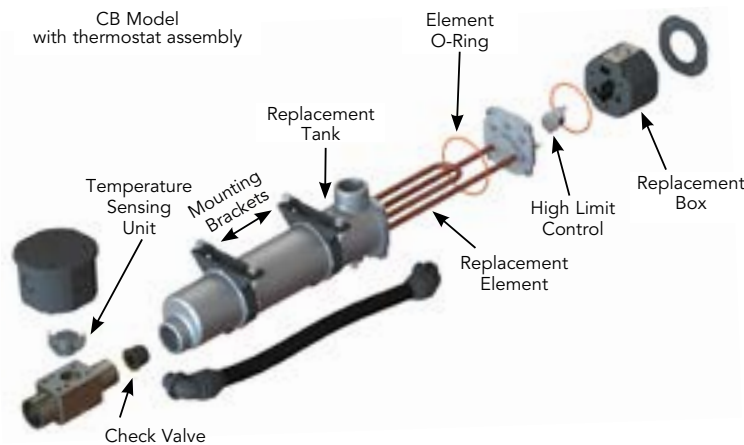
ADAPTER FITTINGS (CB MODELS ONLY)

For the use of 0.75" or 1" ID heater hose, hose barb adapters are available. See below.

HB-1	1" NPT to 1" hose barb adapter. Installs in 1" NPT female inlet or outlet of the heater.
HB-3/4	1" NPT to 0.75" hose barb adapter. Installs in 1" NPT female inlet or outlet of the heater.

Model Number without Thermostat	Model Number with Thermostat see chart 2	Element Replacement
CB115100-000 CB115800-000 CB115200-000 CB115700-000 CB115300-000 CB115400-000	CB1151XX-200 CB1158XX-200 CB1152XX-200 CB1157XX-200 CB1153XX-200 CB1154XX-200	RECB1151 RECB1158 RECB1152 RECB1157 RECB1153 RECB1154
CB120100-000 CB120800-000 CB120200-000 CB120300-000 CB120400-000	CB1201XX-200 CB1208XX-200 CB1202XX-200 CB1203XX-200 CB1204XX-200	RECB1201 RECB1208 RECB1202 RECB1203 RECB1204
CB125100-000 CB125800-000 CB125200-000 CB125700-000 CB125300-000 CB125400-000	CB1251XX-200 CB1258XX-200 CB1252XX-200 CB1257XX-200 CB1253XX-200 CB1254XX-200	RECB1251 RECB1258 RECB1252 RECB1257 RECB1253 RECB1254

Common Replacement Parts available for all listed heaters	
High Limit Control	HLC-165
Check Valve	RV-M
Element O-ring	TMM-OR
Tank	RTB
Box	RTBCB
Mounting Brackets	RTMMB



Model Number without Thermostat	Model Number with Thermostat see chart 2	Element Replacement
CL130100-100 CL130800-100 CL130200-100 CL130700-100 CL130300-100 CL130400-100	CL1301XX-200 CL1308XX-200 CL1302XX-200 CL1307XX-200 CL1303XX-200 CL1304XX-200	RECL1301-100 RECL1308-100 RECL1302-100 RECL1307-100 RECL1303-100 RECL1304-100
CL140800-100 CL140200-100 CL140700-100 CL140300-100 CL140400-100	CL1408XX-200 CL1402XX-200 CL1407XX-200 CL1403XX-200 CL1404XX-200	RECL1408-100 RECL1402-100 RECL1407-100 RECL1403-100 RECL1404-100
CL150800-100 CL150200-100 CL150700-100 CL150300-100 CL150400-100	CL1508XX-200 CL1502XX-200 CL1507XX-200 CL1503XX-200 CL1504XX-200	RECL1508-100 RECL1502-100 RECL1507-100 RECL1503-100 RECL1504-100

Common Replacement Parts available for all listed heaters	
High Limit Control	HLC-165
Check Valve	RV-M
Element O-ring	TML-OR
Tank	RTL
Box	RTBCL-100
Mounting Brackets	FK7

