

600x
600MM

DOUBLE
CHARGE

VITRIFIED TILES



WHY DOUBLE CHARGE

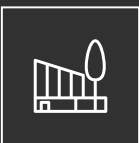
Double-charge tiles are favored for their exceptional durability and longevity. In manufacturing, a layer of powdered pigment is applied to the tile surface, followed by a double layer of glaze. This double layer ensures that the design and color penetrate deep into the tile, making it highly resistant to wear and tear, even in high-traffic areas.

Additionally, the robust construction of double-charge tiles makes them incredibly low-maintenance. Their resistance to stains, scratches, and fading means they retain their beauty for years with minimal upkeep. This makes them an ideal choice for areas where hygiene and cleanliness are paramount, such as kitchens, bathrooms, and public spaces.

APPLICATION AREA



AIRPORTS



MALLS



HOTELS



SHOPS



COMMERCIAL



RESIDENTIAL



**UPPER LAYER
THICKNESS**

- | Strong & Durable
- | Various Colours
- | Mechanically Hardness

600x
600MM

DOUBLE
CHARGE
VITRIFIED TILES


ALBASTER CHARCOAL (D)



600x
600MM

DOUBLE
CHARGE
VITRIFIED TILES

ALBASTER CREMA




← BACK

600x
600MM

DOUBLE
CHARGE
VITRIFIED TILES

ALBASTER ICE WHITE



← BACK

600x
600MM

DOUBLE
CHARGE
VITRIFIED TILES

ALBASTER NAVY (D)

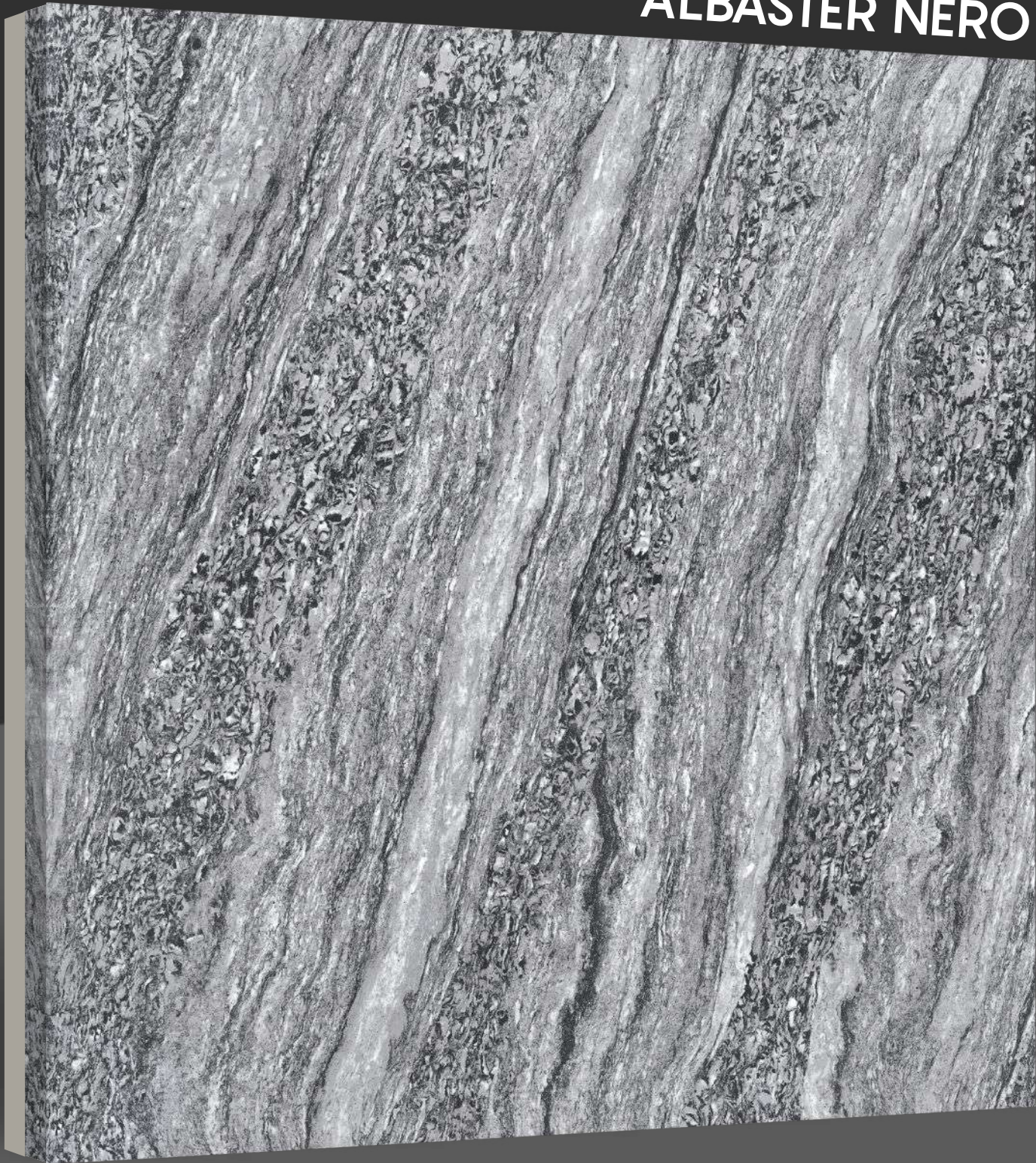


600x
600MM

DOUBLE
CHARGE

VITRIFIED TILES

ALBASTER NERO



600x
600MM

DOUBLE
CHARGE
VITRIFIED TILES


ALBASTER PISTA



600x
600MM

DOUBLE
CHARGE
VITRIFIED TILES

ALBASTER RED (D)



600x
600MM

DOUBLE
CHARGE
VITRIFIED TILES

ONYX CREMA




← BACK

600x
600MM

DOUBLE
CHARGE
VITRIFIED TILES

ONYX GOLD



← BACK

600x
600MM

DOUBLE
CHARGE
VITRIFIED TILES

ONYX NAVY (D)



600x
600MM

DOUBLE
CHARGE
VITRIFIED TILES


ONYX NERO



600x
600MM

DOUBLE
CHARGE
VITRIFIED TILES


ONYX PEACH



600x
600MM

DOUBLE
CHARGE
VITRIFIED TILES

ONYX PISTA




← BACK

600x
600MM

DOUBLE
CHARGE
VITRIFIED TILES

ONYX WHITE




← BACK

600x
600MM

DOUBLE
CHARGE
VITRIFIED TILES

SMOKE ASH



600x
600MM

DOUBLE
CHARGE
VITRIFIED TILES

SMOKE PEANUT




← BACK

600x
600MM

DOUBLE
CHARGE
VITRIFIED TILES

SMOKE PINK



600x
600MM

DOUBLE
CHARGE
VITRIFIED TILES

SMOKE PISTA




← BACK

600x
600MM

DOUBLE
CHARGE
VITRIFIED TILES

SMOKE WHITE




[← BACK](#)

600x
600MM

DOUBLE
CHARGE
VITRIFIED TILES

PEARL CREMA




← BACK

600x
600MM

DOUBLE
CHARGE
VITRIFIED TILES

PEARL PISTA




← BACK

600x
600MM

DOUBLE
CHARGE

VITRIFIED TILES


PEARL RIVER



600x
600MM

DOUBLE
CHARGE
VITRIFIED TILES

PEARL WHITE




← BACK

600x
600MM

DOUBLE
CHARGE

VITRIFIED TILES

ARCADE WHITE



[← BACK](#)

600x
600MM

DOUBLE
CHARGE

VITRIFIED TILES

FOREST WHITE




← BACK

600x
600MM

DOUBLE
CHARGE
VITRIFIED TILES

TOFFY WHITE




← BACK

600x
600MM

DOUBLE
CHARGE

VITRIFIED TILES

PLAIN WHITE



600x
600MM

DOUBLE
CHARGE
VITRIFIED TILES

TORRENTO ASH



[← BACK](#)

600x
600MM

DOUBLE
CHARGE
VITRIFIED TILES


TORRENTO CARBON BLACK (D)



600x
600MM

DOUBLE
CHARGE
VITRIFIED TILES


TORRENTO GOLD



600x
600MM

DOUBLE
CHARGE
VITRIFIED TILES

TORRENTO MINT



← BACK

600x
600MM

DOUBLE
CHARGE
VITRIFIED TILES

TORRENTO PEANUT




← BACK

600x
600MM

DOUBLE
CHARGE
VITRIFIED TILES

TORRENTO RIVER




[← BACK](#)

600x
600MM

DOUBLE
CHARGE
VITRIFIED TILES

TORRENTO WHITE



← BACK

Thank You