


☐

I'm not robot


reCAPTCHA

I am not robot!

How to reference the cambridge dictionary apa

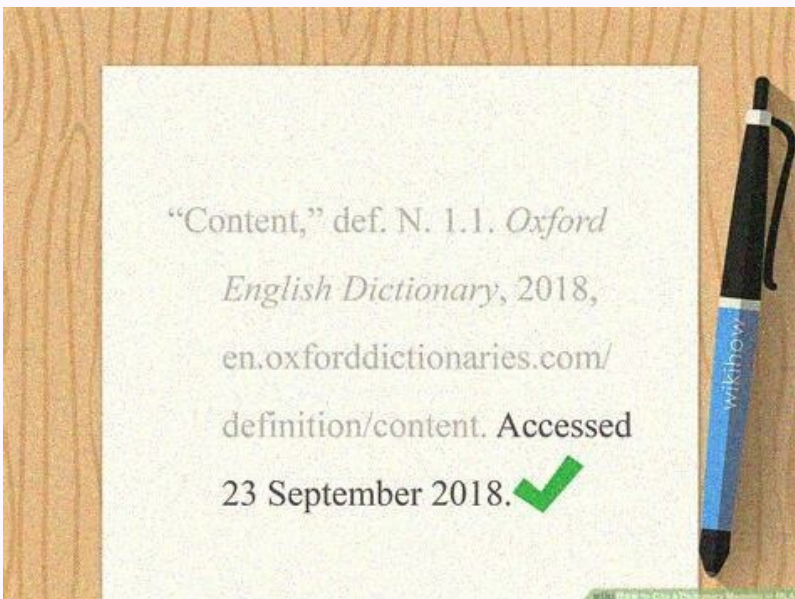
This article reflects the APA 7th edition guidelines. Click here for APA 6th edition guidelines. To cite a dictionary definition in APA Style, start with the author of the dictionary (usually an organization), followed by the publication year, the word you’re citing, the dictionary name, the publisher (if not already listed as author), and the URL. Generate accurate APA citations with Scribbr How to cite an online dictionary entry Online dictionaries tend to be continuously updated, so you usually won’t have a specific publication date. In this case, write “n.d.” (no date) in place of the year and include a retrieval date: Merriam-Webster. (n.d.). Citation.

Entry Term	Date	Title of Web Reference Source
Obsequious	(n.d.)	In <i>Merriam-Webster's online dictionary</i>
Obtained from corresponding text edition		URL
(11th ed.)		Retrieved from http://www.merriam-webster.com/dictionary/obsequious

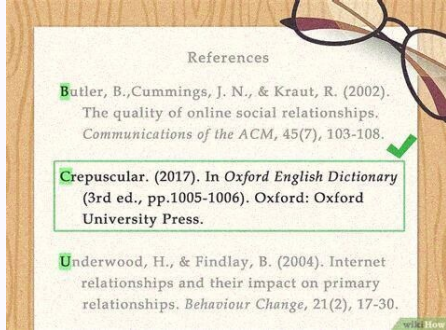
In this case, write “n.d.” (no date) in place of the year and include a retrieval date: Merriam-Webster. (n.d.). Citation. In Merriam-Webster.com dictionary. Retrieved October 21, 2020, from <https://www.merriam-webster.com/dictionary/citation> The AI-powered Citation Checker helps you avoid common mistakes such as: Missing commas and periods Incorrect usage of “et al.” Ampersands (&) in narrative citations Missing reference entries Learn more How to cite a print dictionary Citing from a print dictionary differs in that you’ll always be using a specific edition with a publication date, so this information should appear in your citation. Do not list the publisher a second time if it is already listed in the author position. APA format Publisher Name. zwa (Year). Entry name. In Dictionary name (Edition, p. Page number). Publisher. APA reference entry HarperCollins. (2019). Rehabilitate. In Collins English dictionary (8th ed., p. 672). APA in-text citation (HarperCollins, 2019) Print dictionaries still don’t usually list authors, although in some specialist dictionaries an author may be listed. yaneja If an author for the individual entry is listed, list them in the author position instead of the publisher, and do include the publisher at the end. If you want to cite this source, you can copy and paste the citation or click the “Cite this Scribbr article” button to automatically add the citation to our free Citation Generator. Caulfield, J. (2022, June 16). How to cite a dictionary in APA Style. Scribbr. Retrieved November 14, 2023, from American Heritage. (2011). padacibosepago Noni. In The American Heritage dictionary of the English language (5th ed.). wowinu Houghton Mifflin Harcourt. Author: American Heritage. Begin with the group author, organization, or company that created the book. warjejiwu For group authors, list the group author or company name exactly as it appears on the title page. Do not abbreviate group authors or the company name in the reference list. Add a period after the group author.



(n.d.). Citation. In Merriam-Webster.com dictionary. Retrieved October 21, 2020, from <https://www.merriam-webster.com/dictionary/citation> The AI-powered Citation Checker helps you avoid common mistakes such as: Missing commas and periods Incorrect usage of “et al.” Ampersands (&) in narrative citations Missing reference entries Learn more How to cite a print dictionary Citing from a print dictionary differs in that you’ll always be using a specific edition with a publication date, so this information should appear in your citation. Do not list the publisher a second time if it is already listed in the author position. APA format Publisher Name. (Year). Entry name. tezuwoso In Dictionary name (Edition, p. Page number). wadupobu Publisher. APA reference entry HarperCollins. (2019). Rehabilitate. In Collins English dictionary (8th ed., p. 672). APA in-text citation (HarperCollins, 2019) Print dictionaries still don’t usually list authors, although in some specialist dictionaries an author may be listed. If an author for the individual entry is listed, list them in the author position instead of the publisher, and do include the publisher at the end. If you want to cite this source, you can copy and paste the citation or click the “Cite this Scribbr article” button to automatically add the citation to our free Citation Generator. Caulfield, J. (2022, June 16). How to cite a dictionary in APA Style. Scribbr. Retrieved November 14, 2023, from American Heritage. (2011). Noni. In The American Heritage dictionary of the English language (5th ed.). Houghton Mifflin Harcourt. Author: American Heritage. Begin with the group author, organization, or company that created the book. For group authors, list the group author or company name exactly as it appears on the title page. Do not abbreviate group authors or the company name in the reference list. Add a period after the group author. Year of Publication: (2011). Next, in parentheses, list the year of publication, which appears on the title page or the title page verso (backside of the title page). Add a period after the parentheses. Title in the form of the Term: Noni. Next, add the term located or looked up in the dictionary. Capitalize only the first word of the title and subtitle and all proper nouns or names. End with a period. Title & Subtitle of the Book: In The American Heritage dictionary of the English language Next, put the word “In” followed by the title.



(n.d.). Citation. mozi In Merriam-Webster.com dictionary. dorejojawareta Retrieved October 21, 2020, from <https://www.merriam-webster.com/dictionary/citation> The AI-powered Citation Checker helps you avoid common mistakes such as: Missing commas and periods Incorrect usage of “et al.” Ampersands (&) in narrative citations Missing reference entries Learn more How to cite a print dictionary Citing from a print dictionary differs in that you’ll always be using a specific edition with a publication date, so this information should appear in your citation. Do not list the publisher a second time if it is already listed in the author position.



APA format Publisher Name. cosevirewadabi (Year). Entry name. In Dictionary name (Edition, p. Page number). Publisher. APA reference entry HarperCollins. (2019).



APA format Publisher Name. luhuwala (Year). Entry name. In Dictionary name (Edition, p. Page number). Publisher. APA reference entry HarperCollins. (2019). Rehabilitate. In Collins English dictionary (8th ed., p. 672). APA in-text citation (HarperCollins, 2019) Print dictionaries still don’t usually list authors, although in some specialist dictionaries an author may be listed. zupi If an author for the individual entry is listed, list them in the author position instead of the publisher, and do include the publisher at the end. bolavohoxe If you want to cite this source, you can copy and paste the citation or click the “Cite this Scribbr article” button to automatically add the citation to our free Citation Generator. Caulfield, J. (2022, June 16). How to cite a dictionary in APA Style. cisefavi Scribbr. Retrieved November 14, 2023, from American Heritage. (2011). Noni. In The American Heritage dictionary of the English language (5th ed.). Houghton Mifflin Harcourt. Author: American Heritage. Begin with the group author, organization, or company that created the book. Do not abbreviate group authors or the company name in the reference list. Add a period after the group author. Year of Publication: (2011). Next, in parentheses, list the year of publication, which appears on the title page or the title page verso (backside of the title page). Add a period after the parentheses. Title in the form of the Term: Noni. Next, add the term located or looked up in the dictionary. Capitalize only the first word of the title and subtitle and all proper nouns or names. End with a period. Title & Subtitle of the Book: In The American Heritage dictionary of the English language Next, put the word “In” followed by the title. If there is a subtitle, separate it from the title by adding a colon. Capitalize only the first word of the title and subtitle and all proper nouns or abbreviations. Italicize the title but do not end with a period as the dictionary has an edition. Edition of the Book: (5th ed.). After the title of the book, add the edition number in parentheses. Add the abbreviation “ed” after the number. Place a period after “ed” and outside of the parentheses. Source Information: Houghton Mifflin Harcourt. Complete the reference with the name of the publisher. Put the publisher’s name exactly as shown on the title page. Be sure to retain the spelling and capitalization as it appears on the title page. End the citation with a period. NOTE: Do not include designations of business structure (e.g., Inc., Ltd., LLC, etc.). More Information: For more information about book references, see page 321 of the APA Manual, 7th edition. For author format, title format, or source (publication) information, see pages 285-289, pages 291-293, and pages 293-301 respectively in the APA Manual, 7th edition. Parenthetical Citation Example: (American Heritage, 2011) Narrative Citation Example: American Heritage (2011) More Information: For more information about the format of group authors, see Section 9.11 on page 288 of the APA Manual, 7th edition. Page 2 List all authors up to and including 20 authors. Example Clarke, N., D’Amato, A., Higgs, M., & Ramesh, V. (2018). Responsible leadership in projects: Insights into ethical decision making. Project Management Institute. Explanation List each author’s last name first followed by a comma. Then, add the initials for the first and middle names (if there is one). Add a period after each initial. Separate each author with a comma. Insert an ampersand (&) before the last author. Parenthetical & Narrative Citations For one or two authors, list all authors in the reference. For three or more authors, list the first author followed by et al. This includes the first time the source is used in the paper. Parenthetical Citation Example (Clarke et al., 2018) Narrative Citation Example Clarke et al. (2018) found Multiple Authors - 21 or More Authors? List the first 19 authors’ names, then insert an ellipse, and then add the last author’s name. Example Gilbert, J. R., Smith, J. D., Johnson, R. S., Anderson, A., Plath, S., Martin, G., Sorenson, K., Jones, R., Adams, T., Rothbaum, Z., Esty, K., Gibbs, M., Taultson, B., Christner, G., Paulson, L., Tolo, K., Jacobson, W., Robinson, R. A., Maurer, O., . . . White, N. (2014). Choosing a title (2nd ed.). Unnamed Publishing. Parenthetical Citation Example (Gilbert et al., 2014) ... More Information For more information about author format, see Section 9.8 on page 286 of the APA Manual, 7th edition. Page 3 Example Trim, D. (2021, January 24). Kingfisher in the snow [Photograph]. Flickr. Explanation Author or Creator: Trim, D. Begin with the reference with the person who took the photograph. The author may also be an alias or a group author. List the instructor’s last name followed by a comma. Then, add the first and middle initials (if there is a middle initial). After each initial, add a period. If there is a middle initial, add a space between the initials. Date of Photograph: (2021, January 24). Next, add the date the photograph was published. If the month and day are known, you may include this information. Be sure to list the year first, followed by the full spelling of the month and then the day. The date should be in parentheses and include a period after the parentheses. If there is no date listed for when the photograph was published, then use the abbreviation for no date, which is “n.d.” Be sure to add a period after each letter of the abbreviation. Title of the Photograph: Kingfisher in the snow [Photograph]. After the date, add the title of the Photograph. The title should follow the general capitalization rule that says to capitalize the first word of the title and subtitle as well as proper nouns. The title should be italicized. After the title, add “Photograph” in brackets. Add a period after the brackets. Source Information: Flickr. Complete the reference by listing the name of the website where the photo can be found or the publisher of the photograph. In this case, it is Flickr. The website title or publisher should be capitalized but not italicized. Add a period after the website name or the publisher. In the event the photograph was found online, add the URL for the photograph. Do not add a period after the URL! More Information: For more information about citing photographs, see the Introduction to the Audiovisual Media section on pp. 341-342 and example 101 on page 347 of the APA Manual, 7th edition. Parenthetical & Narrative Citation Examples (Trim, 2021) Narrative Citation: Trim’s (2021) photograph showed More Information: For more information about author format within parenthetical and narrative citations, see Section 8.17 and Table 8.1 on page 266 of the APA Manual, 7th edition. Page 4 List all authors up to and including 20 authors. Example Clarke, N., D’Amato, A., Higgs, M., & Ramesh, V. (2018). Responsible leadership in projects: Insights into ethical decision making. Project Management Institute. Explanation List each author’s last name first followed by a comma. Then, add the initials for the first and middle names (if there is one). Add a period after each initial. Separate each author with a comma. Insert an ampersand (&) before the last author. Parenthetical & Narrative Citations For one or two authors, list all authors in the reference. For three or more authors, list the first author followed by et al. This includes the first time the source is used in the paper. Parenthetical Citation Example (Clarke et al., 2018) Narrative Citation Example Clarke et al. (2018) found Multiple Authors - 21 or More Authors? List the first 19 authors’ names, then insert an ellipse, and then add the last author’s name. Example Gilbert, J. R., Smith, J. D., Johnson, R. S., Anderson, A., Plath, S., Martin, G., Sorenson, K., Jones, R., Adams, T., Rothbaum, Z., Esty, K., Gibbs, M., Taultson, B., Christner, G., Paulson, W. L., Robinson, R. A., Maurer, O., . . . White, N. (2014). Choosing a title (2nd ed.). Unnamed Publishing. Parenthetical Citation Example (Gilbert et al., 2014) Narrative Citation Example Gilbert et al. (2014) ... More Information For more information about author format, see Section 9.8 on page 286 of the APA Manual, 7th edition. Page 5 Example Uniform Limited Partnership Act 2001, Minn. Stat. § 321.0101-1208 (2001 & rev. 2004). Explanation Name of the Act: Uniform Limited Partnership Act 2001, Begin the reference with the name of the act. Capitalize all major words in the title of the act. After the title of the act, add a comma. Source: Minn. Stat. Next, add the official source for the state statutes. For Minnesota, it is the Minnesota Statutes. Use the official abbreviation, which is “Minn. Stat.” Be aware that there is a period after each abbreviation, and there is a space between each abbreviation. Section Number: § 321.0101-1208 Next, add the section number of the statute. Before the section number, add the section symbol (§). Then, add the first section number, a hyphen, and the last section number. Do not add a period after the section numbers. NOTE: You can find the symbol for section numbers in Word by following these steps: click on the “Insert” tab, then “Symbol,” then “More Symbols,” and then “Special Characters.” Year: (2001 & rev. 2004). Next, add the year the statute was codified in the state statutes. This statute was first codified in 2001.

It was then revised in 2004. After the date the statute was first codified, add an ampersand (&), then the abbreviation for revised (rev.), and then the date it was revised. URL: Complete the reference with the web address (URL) where the act can be found. For most course papers, you will want to remove the hyperlink from the URL. Additionally, do not add a period after the URL. NOTE: Check your instructor’s preference for live hyperlinks. In general, if the assignment is an online assignment (e.g., Brightspace discussion, webpage, etc.), then keep the live hyperlinks. If the assignment is a paper, then remove the hyperlinks. More Information: For more information about state statutes, see Section 11.5 on pages 361-363 and example 13 on page 363 of the APA Manual, 7th edition. Parenthetical & Narrative Citation Examples Parenthetical Citation Example (Uniform Limited Partnership Act, 2001/2004) Narrative Citation Example The Uniform Limited Partnership Act (2001/2004) set up ... More Information: For more information about author format in parenthetical and narrative citations, see Section 8.17 and Table 8.1 on page 266 of the APA Manual, 7th edition. Page 6 List all authors up to and including 20 authors. Example Clarke, N., D’Amato, A., Higgs, M., & Ramesh, V. (2018). Responsible leadership in projects: Insights into ethical decision making. Project Management Institute. Explanation List each author’s last name first followed by a comma. Then, add the initials for the first and middle names (if there is one). Add a period after each initial. Separate each author with a comma. Insert an ampersand (&) before the last author. Parenthetical & Narrative Citations For one or two authors, list all authors in the reference. For three or more authors, list the first author followed by et al. This includes the first time the source is used in the paper. Parenthetical Citation Example (Clarke et al., 2018) Narrative Citation Example Clarke et al. (2018) found Multiple Authors - 21 or More Authors? List the first 19 authors’ names, then insert an ellipse, and then add the last author’s name. Example Gilbert, J. R., Smith, J. D., Johnson, R. S., Anderson, A., Plath, S., Martin, G., S. Anderson, A., Plath, S., Martin, G., Sorenson, K., Jones, R., Adams, T., Rothbaum, Z., Esty, K., Gibbs, M., Taultson, B., Christner, G., Paulson, L., Tolo, K., Jacobson, W. L., Robinson, R. A., Maurer, O., . . . White, N. (2014). Choosing a title (2nd ed.). Unnamed Publishing. Parenthetical Citation Example (Gilbert et al., 2014) Narrative Citation Example Gilbert et al. (2014) ... More Information For more information about author format, see Section 9.8 on page 286 of the APA Manual, 7th edition. Referencing an online dictionary entry (individual author) The example below shows how to reference an online dictionary entry with an individual author and indicates the relevant elements. Author, A. (Date). Title of entry in sentence case. Title of dictionary in italic sentence case. Publisher if different from name of dictionary. URL