


☐

I'm not robot


reCAPTCHA

I'm not robot!

South african affidavit form

South africa affidavit example. South african affidavit form download. How do i write an affidavit in south africa. South african police affidavit form pdf. How do i get an affidavit in south africa. South african affidavit format. South african home affairs affidavit form. South african police affidavit form pdf download.

The definition of a statement is a written statement in which you swear that it is true. Each person will be obliged to sign a personal statement at some point. The following functions perform statements: the statement of the situation states facts regarding the situation. Finding truth is used in procedural traffic. Instead of an identity document, you can use an identity document. Instead of a birth certificate, you can use a birth certificate. A deliberate lie in the statement contains a false spectacle. Crying is a crime for which imprisonment may be imposed. The method of writing a statement is not complicated. The most important thing when writing a statement is that the statement is marked. Therefore, it is better to write a print statement. The text of the manual has the following format: Save the headline of the statement.

General Affidavit Form

I, _____, personally appeared before me,

the undersigned notary public, and under oath or affirmation make the following statements:

Signature of Affiant _____ Date _____

State of Georgia
County of _____

Signed and sworn to (or affirmed) before me on _____ day _____

By _____
(Noted name(s) of individual(s) making statement)

who presented to me on the basis of satisfactory evidence to be the person(s)
who appeared before me _____

_____, Personally Known _____

_____, Produced Identification _____

Type of ID _____

Signature of Notary Public _____

Notary Public Seal, Commission Expires _____
Notary Public, State of Georgia _____


My commission expires: _____

Thank You!

Enter your name and personal data (e.g. ID card number, gender, address, contact details, etc.). Show that you declare that you are in captivity (i.e. "I, signing, swear, I declare that yes"). Place the facts on the numbered list. Bring the truth (e.g. "I confirm that according to my best knowledge, the content of this statement is true") and indicate the oath. Create a signature block (with data and location) for the applicant and an oath commissioner. You can also download the following templates/samples of the South African declaration: the general template for approval of the document confirming permanent residence must be signed in the presence of an oath commissioner. Initiate each page of the instructions (and all accessories) and sign completely on the last page. Where to sign an oath to sign a statement, you must sign in the presence of the Commissioner's oath (i.e. notary public) in South Africa, which will also sign the document. Pursuant to art. 10 of the Act on the judges of peace and the oath commissioners of 1963 cannot be signed.

The statements perform the following functions when swearing: The finding of the fact is made by indicating the facts related to a particular situation. The statement of truth will be used throughout the legal proceedings. You can use an identity instruction instead of your personal document. You can use a birth certificate instead of a birth certificate. The intentional lie in the sworn statement contains a false show. False testimony is a crime for which it can be imprisoned. How to write a statement by swearing a statement is not difficult. The most important thing when you need to write a statement when you swear is that the statement is in the form of a point. Therefore, it is best to write a statement on the machine. Instructions under the Oath Text are the following format: Type the header {x22 x80 x9d} Provide your name and personal information (eg identity card number, gender, address, contact details, etc.). Specify that you swear (eg {x22 x80 x9d} x9c, signatures, I express in the oath {x22 x80 x9d}). Save the numbered list of facts. The content of this statement is true and, to the best of my knowledge, corresponds to {x22 x80 x9d} and indicate the contents of the oath. Create a signature block {Z1 x22 x80 x9d} x9c {x22 x80 x9d} Place {x22 x80 x9d} to the applicant and the oath commissioner. You can also download the following statements / samples from South Africa: The general statement template must be signed in the presence of the Oath Commissioner.

Initialize each page of the EATH statement (and all accessories) and sign to the last page.



Home affairs

Department
Home Affairs
REPUBLIC OF SOUTH AFRICA

Annexure C

**SUGGESTED FORMAT: PARENTAL CONSENT AFFIDAVIT
(CONSENT FOR PERSON UNDER THE AGE OF 18 TO TRAVEL TO OR FROM THE
REPUBLIC)**

I/We hereby declare my/our consent that my/our daughter/son whose Unabridged Birth Certificate (UBC) or "Equivalent document is attached may travel to and from South Africa:

Sumname: _____ Name: _____ Date of birth _____

Identified by Passport no: _____ is travelling from _____
 _____ for the period _____ to _____
 20 ____ and / or ____ is a student / cared for at _____
 situated at (address) _____

Contact number of learning institution/place of care: _____

The child is accompanied / will be received in South Africa by (delete appropriately):

Surname, Name	Relationship
_____	_____
_____	_____
_____	_____

Work Address	Mobile	Residence
_____	_____	_____
_____	_____	_____

Contact No. Work _____ Mobile _____ Residence _____
 Attach copy of South African ID or if a foreign national attach passport and visa of person receiving the child in SA.

Mother:

Surname, Name	Residential Address
_____	_____
_____	_____

Work Address	Mobile	Residence
_____	_____	_____
_____	_____	_____

Contact No. Work _____ Mobile _____ Residence _____
 Signature and date _____
 Attach copy of mother's ID or passport.

Father:

Surname, Name	Residential Address
_____	_____
_____	_____

Work Address	Mobile	Residence
_____	_____	_____
_____	_____	_____

Contact No. Work _____ Mobile _____ Residence _____
 Signature and date _____

When receiving a signed declaration, the Declaration must be signed by swearing (i.e. not) in South Africa \x22x80\x93x93, which also signs a document. According to STR, 10 months/Lawyers/notaries can charge a commission for creating an office. When preparing an oath, he is free to request a concession to any sworn commissioner. Some SAPS stations may require you to write down their facts in the form of the oath in the form of SAPS. However, the oath of printing is usually preferable. Jurists are used for various reasons. Some of the most frequently used statements: General responsibility: a jury that some facts are correct. Used in commercial relations, personal affairs or legal cases. Summer promotion: confirms the value of the property of the deceased without will. Responsibility for the inheritance: confirms the names of the recipients of a person who died without will. Confidence in the place of residence: show someone's address. Updating changes in the name: show that you changed the name (mainly used when people marry or different). Supported support: it is used in immigration cases to show that someone financially takes care of the immigration seeker. Financial liability: is used in divorce processes to confirm the cost of Teroka. The court needs this information to exchange activities and determine the service of the spouse and the child.

Annexure C



home affairs

Department
Home Affairs
REPUBLIC OF SOUTH AFRICA

**SUGGESTED FORMAT: PARENTAL CONSENT AFFIDAVIT
(CONSENT FOR PERSON UNDER THE AGE OF 18 TO TRAVEL TO OR FROM THE REPUBLIC OF SOUTH AFRICA)**

I/We hereby declare my/our consent that my/our daughter/son whose Unabridged Birth Certificate (UBC) or "Equivalent document is attached may travel to and from South Africa:

Surname: _____ Name: _____ Date of birth _____
 Identified by Passport no: _____ is travelling from _____ to _____
 _____ for the period _____ to _____ 20____, ****

The child is accompanied / will be received in South Africa by (delete appropriately):

Surname, Name		
Relationship		
Identified by** <input type="checkbox"/>	I.D. no.	
<input type="checkbox"/>	Passport no.	
Residential Address		
Work Address		
Contact no. Work	Mobile	Residence

Attach copy of South African ID or if a foreign national attach passport and visa of person receiving the child in SA.

Mother:

Surname, Name		
Residential Address		
Identified by** <input type="checkbox"/>	I.D. no.	
<input type="checkbox"/>	Passport no.	
Contact no. Work	Mobile	Residence
Signature		
Date		


Attach copy of mother's ID or passport.

Father:

Surname, Name		
Residential Address		
Identified by** <input type="checkbox"/>	I.D. no.	
<input type="checkbox"/>	Passport no.	
Contact no. Work	Mobile	Residence
Contact no.		
Signature		
Date		

Attach copy of father's ID or passport.

Believe in death: inform the third party about someone's death, if there is no death certificate.
Theft of the personality of trust: inform about creditors and credit bureau that your personality has been violated. Service order: confirms that a person received certain documents. The effect of mass translation: used in business to specify loans of creditors of the company, especially in case of bankruptcy.


DEPARTMENT OF HOMELAND SECURITY
REGISTRATION AFFIDAVIT

1. NAME
FULL NAME _____
LAST NAME _____
FIRST NAME _____
MIDDLE NAME _____

2. RESIDING AT _____

3. AT _____
AT NO. _____

4. WORK AS _____
AT _____
TITLE NO. _____

5. STATE UNDER OATH IN ENGLISH
(STAT) _____

I have read and understand the contents of this declaration.
I have authorized my signature to the Department of Homeland Security.
I consider this process to be a true and honest one.

Signature _____

I certify the document is true and I understand the contents of the declaration and that I, the undersigned, understands the contents herein. This statement was sworn before me and the undersigned's signature was placed before me in my presence.

at **MIDLAND SAFPS** on this _____ day of _____, 2012.

COMMISSIONER OF OATH

*Please attach evidence to support the sworn and signed statement in a separate and certified manner.
Falsification constitutes a crime punishable by law and will be prosecuted to the fullest extent of the law.*

Real estate sector answer: Used in real estate transactions. Type: dock | PDF Size: 24.0 KB | 46.7 KB Pages: 1 Rating: 5.0, 1 vote for the characters that you see in the figure below: the unfortunate application is a security statement that publishes the truth and is signed in the presence or participation of an agent or agentProof of all -fashioned persons, place of residence to open an account with a bank or insurance for property theft insurance. To create a SAK certificate, follow the following consistent instructions: Download the SAPS Certification Template: You can download the approval template. The template can be filled electronically or printed and filled by hand. Summary of Personal Information: Start with the headline at the top of the oath document. Include your name, ID number, gender, address, contact details and all other necessary data. Application: Clearly state that you are submitting approval. For example, write: "I signed the oath below:" Specify the facts: Please indicate facts in a numbered format. It is important to follow the factual information and the oath does not require a personal opinion.



home affairs

Department
HOME AFFAIRS
REPUBLIC OF SOUTH AFRICA

SOUTH AFRICAN POLICE SERVICE

AFFIDAVIT

I, _____ ID NO. _____

Residential Address: _____

STATE UNDER OATH IN ENGLISH, THAT: I HAVE LOST/STOLEN/DAMAGED/ MY
IDENTITY/PASSPORT DOCUMENT MENTIONED ABOVE.

VERIFICATION/SCREENING OF THE MENTIONED PERSON DONE BY:

DHA OFFICIAL: _____

Initials & Surname _____ Signature _____

SOUTH AFRICAN POLICE SERVICE:

OB NUMBER: _____

I know and understand the contents of this affidavit: YES/NO

I have no objection taken the prescribed oath: YES/NO

I consider the prescribed oath to be binding on my conscience: YES/NO

SIGNATURE OF DEPONENT: _____

I hereby certify that the deponent has acknowledged that he/she knows and understand the
contents of this declaration which was stolen, affirmed before me and the signature of the deponent
was placed thereon in my presence at _____ day of _____, 2017

SAPS OFFICER: _____

INITIALS & SURNAME _____ SIGNATURE _____

Attitudes do not take place in the approved testimony, as they should only consist of facts. Oath Commissioner: After the oath, take her to the police station where the SAPS staff can take the duties of the oaths. Provide them an oath and they will check the information and give an oath.

If the document is considered to be valid, it will be stamped by the oath of a member of the commission. Also, read an important guide to document legalization in South Africa, remember that the requirements for the use of the certificate may vary depending on the situation or purpose. Different local courts and legislation may have additional provisions on the adoption of certified certified certificates, so it is important to read specific requirements. If you do not have any other supporting documents, you can submit a valid SACS certificate confirming your claims or requirements. Always make sure your information is accurate and correct. The SAVS certificate is an oath that you swear the truth. By downloading