

2024 1Q  
ASSET ALLOCATION  
OUTLOOK



# Contents

CIO Summary	<u>PG. 3</u>
Equity Weightings	<u>PG. 5</u>
Fixed Income Weightings	<u>PG. 7</u>
Outlook	<u>PG. 9</u>
Disclosures	<u>PG. 11</u>



# CIO SUMMARY

**Kevin M. Churchill, CFA®, CFP®**  
Chief Investment Officer



## WHAT AND WHY?

We continuously monitor various asset classes which provide the framework for our deeper-dive quarterly analysis. We look at each asset class relative to itself and relative to other asset classes. This analysis seeks out potential tactical adjustments which may be appropriate for implementation in client portfolios.

The aim is to overweight asset classes that are perceived to be undervalued and to underweight asset classes that are perceived to be overvalued.

The result is striving to modestly enhance the return of the portfolio while simultaneously seeking to mitigate overall risk in the portfolio relative to a clients' acceptable level of risk.

## HOW?

We use two factors to drive our Asset Allocation weights: Valuation and Technicals. While we do not want to fight the trend (technicals), we also do not want to disregard valuations. Cheap can get cheaper and expensive can get more expensive.

As an example, growth had outperformed value for a decade and had been expensive for a few years, but it just kept getting more expensive. Conversely, value just kept getting cheaper, but got so cheap that an overweight position seemed merited. And now Value continues to outperform Growth.



EQUITIES

EQUITIES

# 12-18 MONTH EQUITY ASSET ALLOCATION WEIGHTINGS



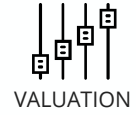
BEARISH



NEUTRAL



BULLISH



VALUATION



TECHNICALS

U.S. Equities



Very Expensive?

Very Positive

U.S. Value



Fair Value

Very Positive

U.S. Growth



Very Expensive

Positive

U.S. Large Cap



Very Expensive?

Very Positive

U.S. Mid Cap



Less Expensive

Positive

U.S. Small Cap



Less Expensive

Improving

Int'l Dev Equity



Fair Value

Positive

Emerging Mkt Equity



Cheap

Improving

Opportunistic Equity



Cheap

Positive

Opportunistic REIT's



Expensive

Consolidating

A decorative graphic on a purple background. A thick, light purple diagonal line runs from the bottom-left towards the top-right. Two large, light purple circles are positioned on the line: one in the upper-left quadrant and one in the lower-right quadrant. The text "FIXED INCOME" is centered in white, bold, uppercase letters, with "FIXED" on the top line and "INCOME" on the bottom line.

FIXED  
INCOME



## 12-18 MONTH FIXED INCOME ASSET ALLOCATION WEIGHTINGS



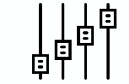
BEARISH



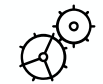
NEUTRAL



BULLISH



VALUATION



TECHNICALS

High Quality Fixed Inc



Fair Value

Positive

Long Duration



Fair Value

Neutral

Intermediate Duration



Fair Value

Neutral

Short Duration



Cheap

Positive

Corporate High Quality



Less Expensive

Positive

Mortgage-Backed Sec.



Fair Value

Improving

Low Quality Fixed Inc



Less Expensive

Positive

Opportunistic Fixed Inc



Fair Value

Very Positive

Defensive Fixed Inc



Fair Value

Very Positive





OUTLOOK

## 12-18 MONTH ASSET ALLOCATION OUTLOOK

The sharp rally that started in late October, became an everything rally into year end. Equity continued marching higher, while Fixed Income, consolidated gains on the backdrop of raising rates.

The economic resilience continues, with moderating inflation serving as the fuel for the rally. The rally continues even though the first rate cut gets pushed out and the number of cuts reduced. The ferocious rally itself is not necessarily a sign of a bubble/over extended market, but the markets continual march higher when the fuel is being moved further out seems to indicate a frothy/over exuberant market.

Technicals continued to improve across the board, equity and fixed income, though more modestly for Fixed Income than Equity. The bet continues to be that inflation abates, and the economic data holds firm.

The firming of inflationary data as well as economic data has the Fed pulling back on rate cut expectations. The firming of interest rates did lead to Fixed Income consolidating the eye-popping gains of the 4<sup>th</sup> quarter. However, equities either didn't get the memo or just don't care as equity prices continued to extend higher.

### Notable Changes

- Large cap equities moved up a notch to Positive, with "riskier" categories lagging, but moving to Improving or holding Neutral.
- The Fixed Income markets largely digested the large gains from the 4<sup>th</sup> quarter with a few categories getting upgraded on better technicals, turning previous improvement from Negative to Neutral and Improving and Positive. The defensive Fixed Income and Short Maturity T-Bill loan categories have very Bullish postures.
- Opportunistic Strategies maintained risk-on for Fixed Income, with Floating Rate Senior Bank Loans, loving higher rates and a stable economy. Equity, remains allocated to Emerging Market Small Caps. Real Estate has consolidated the sharp November rally, though some segments' fundamentals remain a concern, reallocating looks like the correct position.



**WATERROCK**  
GLOBAL ASSET MANAGEMENT LLC

WaterRock Global Asset Management, LLC. (“WaterRock Global”) is a Registered Investment Advisory Firm regulated by the State of Washington and the Securities Exchange Commission under the Investment Advisors' Act of 1940 and in accordance and compliance with applicable securities laws and regulations. Investing in the stock market involves risk, including the risk of principal loss. Information in this newsletter is in no way intended as personalized investment advice and should not be interpreted as such. Past performance is not necessarily indicative of future results.

2024 1Q  
ASSET ALLOCATION  
OUTLOOK

