

2024 3Q
ASSET ALLOCATION
OUTLOOK



Contents

CIO Summary PG. 3

Equity Weightings PG. 5

Fixed Income Weightings PG. 7

Outlook PG. 9

Disclosures PG. 11

WATERROCK

GLOBAL ASSET MANAGEMENT LLC



CIO SUMMARY

Kevin M. Churchill, CFA®, CFP®
Chief Investment Officer



WHAT AND WHY?

We continuously monitor various asset classes which provides the framework for our deeper-dive quarterly analysis. We look at each asset class relative to itself and relative to other asset classes. This analysis seeks out potential tactical adjustments which may be appropriate for implementation in client portfolios.

The aim is to overweight asset classes that are perceived to be undervalued and to underweight asset classes that are perceived to be overvalued.

The result is striving to modestly enhance the return of the portfolio while simultaneously seeking to mitigate overall risk in the portfolio relative to a clients' acceptable level of risk.

HOW?

We use two factors to drive our Asset Allocation weights: Valuation and Technicals. While we do not want to fight the trend (technicals), we also do not want to disregard valuations. Cheap can get cheaper and expensive can get more expensive.

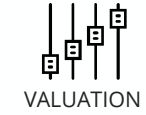
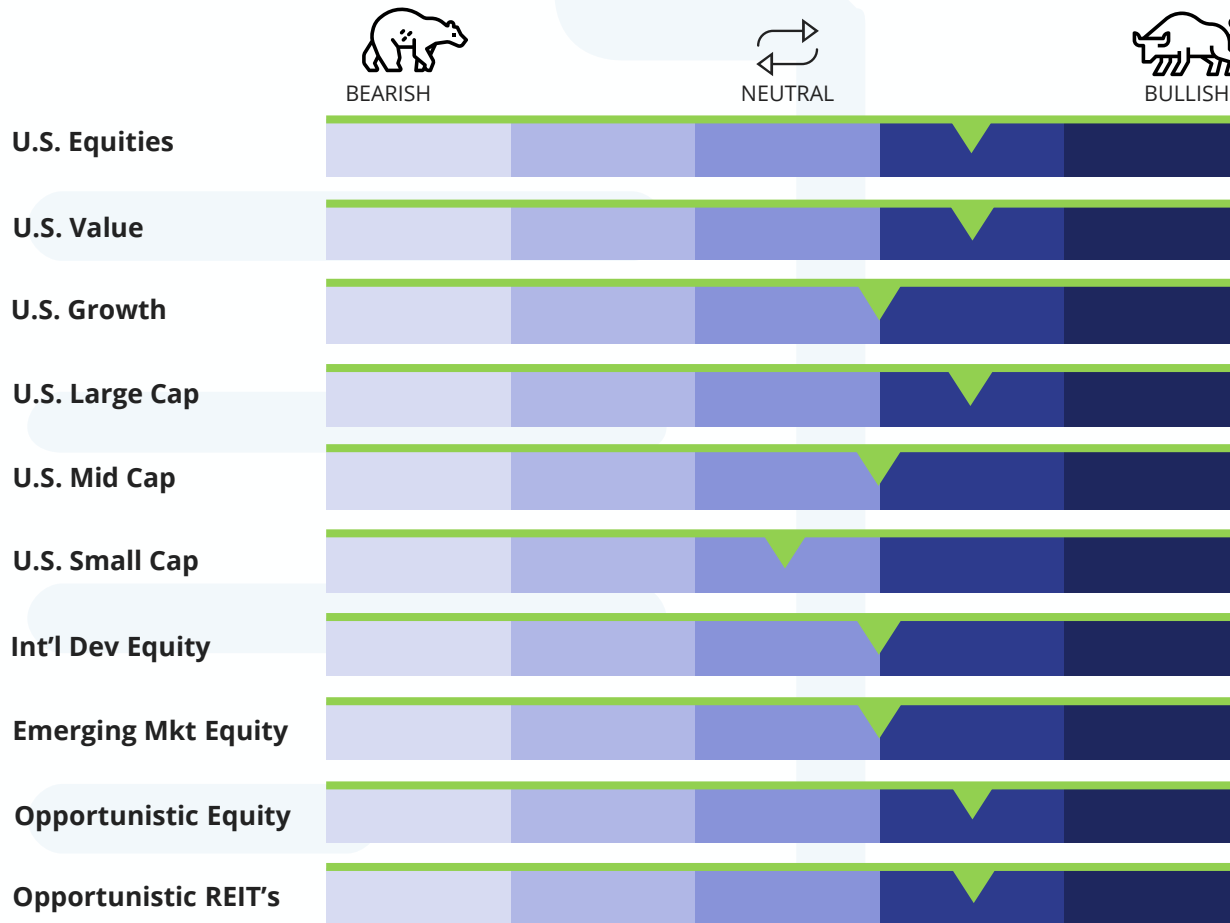
As an example, growth had outperformed value for a decade and had been expensive for a few years, but it just kept getting more expensive. Conversely, value just kept getting cheaper but got so cheap that an overweight position seemed merited. However, all things are cyclical and now Growth has reasserted dominance and we are adjusting to that reality.



EQUITIES

↓
EQUITIES

12-18 MONTH EQUITY ASSET ALLOCATION WEIGHTINGS



Very Expensive



Positive

Fair Value

Very Positive

Very Expensive

Positive

Very Expensive

Positive

Less Expensive

Neutral

Less Expensive

Neutral

Fair Value

Positive

Cheap

Positive

Cheap

Positive

Expensive?

Positive

A decorative graphic consisting of a thick, light purple diagonal line running from the bottom-left towards the top-right. Two large, light purple circles are positioned on either side of the line, one in the upper-left and one in the lower-right. The text 'FIXED INCOME' is centered over the diagonal line.

FIXED INCOME



12-18 MONTH FIXED INCOME ASSET ALLOCATION WEIGHTINGS



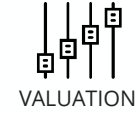
BEARISH



NEUTRAL



BULLISH



VALUATION



TECHNICALS


High Quality Fixed Inc



Fair Value

Positive

Long Duration



Fair Value

Improving

Intermediate Duration



Fair Value

Positive

Short Duration



Cheap

Very Positive

Corporate High Quality



Less Expensive

Positive

Mortgage-Backed Sec.



Fair Value

Positive

Low Quality Fixed Inc



Expensive

Very Positive

Opportunistic Fixed Inc



Fair Value

Very Positive

Defensive Fixed Inc



Fair Value

Very Positive



OUTLOOK

12-18 MONTH ASSET ALLOCATION OUTLOOK

The one-way rally that started in late October, up over 50% on the S&P 500, is seeing more two-way action, but is still moving upward overall. Fixed Income finished consolidating and had a very strong rally the last 3 months.

The economic resilience continues to show signs of wavering but is still good. Year-over-year inflation continues to moderate, though month-to-month is perking up a little. The Fed now seems eager to start cutting rates this week, which is helping fixed income as there is a perception of incoming recession. However, equity markets are holding steady on lower costs of capital and a soft landing.

Technicals generally held within equity, in the neutral plus to moderately bullish range. Fixed income generally moved up a notch, though 4 segments are pegged at very bullish. In all the years of doing this Outlook, I don't remember a time that Equity and Fixed Income both had so many Bullish ratings. Yet, there is still chatter about an imminent collapse...

Notable Changes

- Large cap Growth slipped a notch as Value improved technically, thus maintaining a slight overweight in Value.
- The Fixed Income markets moved out of the large 6-month consolidation and staged another impressive rally the last 3 months. The defensive Fixed Income and Short Maturity T-Bill loan categories continue to have very Bullish postures.
- Opportunistic Strategies maintained risk-on for Fixed Income, with Floating Rate Senior Bank Loans, still loving higher rates and a stable economy. Equity, remains allocated to Emerging Market Small Caps. Real Estate, which, honestly, I almost pulled the plug on last quarter, staged a massive rally of over 17%. My longer-term concerns about the potential secular decline of Commercial RE, remain, but the improvement in technicals suggests maybe more is priced in than I thought.



WATERROCK
GLOBAL ASSET MANAGEMENT LLC

WaterRock Global Asset Management, LLC. (“WaterRock Global”) is a Registered Investment Advisory Firm regulated by the State of Washington and the Securities Exchange Commission under the Investment Advisors’ Act of 1940 and in accordance and compliance with applicable securities laws and regulations. Investing in the stock market involves risk, including the risk of principal loss. Information in this newsletter is in no way intended as personalized investment advice and should not be interpreted as such. Past performance is not necessarily indicative of future results.

2024 3Q
ASSET ALLOCATION
OUTLOOK

