DC/AC Brushed- Brushless Motor

Gaudent Technology

Gaudenttech Motors

Gaudent Technologies Group is a company of electromechanical and hydraulics devices, founded in 2009. Cooperation Center located in Shanghai as headquarter, representative branch in Italy , U.S.A and Vietnam. Mainly Motor manufatcure located in Shanghai , Wuxi and Ningbo city. We provide not only components, but also motion solution, oversea logistic and warehouse service as integrated supply.
Within these manufacture production capacity supporting , we can offer over 3 million pcs motor and millions of valve other components per year. Main selling region cover European , U.S.A , India , Vietnam , South Korea , Middle-East and South East Asia.In 2021 years, annualized sales of $14.8 million who focus on material handling, construction, marine and vacuum cleaning markets.

Applications

Gaudenttech Motors has one of the most extensive lines of DC motors in the world

Motor Functions:

- Hydraulic power packs
- Gear pump
- Motors for traction wheels
- Gear drive
- Linear actuators
- Winches
- Power shower

Practical applications include, but are not limited to:

- Pallet jacks
- Lift gates
- Agricultural machinery
- Conveyors
- Pumps
- Treadmills
- Marine
- Fork lifts
- Lifts and hoists
- Grinders and blenders
- Automatic door openers
- Salt spreaders
- Wheelchairs

Design Customization:

- + Thermal protection
- + Wide variety of frame coatings
- + Uni-directional and bi-directional
- + Custom mounting solutions
- + Low noise designs
- + Terminal configurations
- + Replaceable brushes optional
- + IP versions
- + Continuous or intermittent duty
- + Custom shafts
- + EMI solutions
- + 12V, 24V, 36V, 48VDC
- + Long life brush-commutator systems
- + Series / compound / shunt / permanent magnet

4.5" Wound Field

PMDC

5"/5.5" Wound Field

Brushless Motor

AC Motor

Gaudent Technology

Frame	Field	Capability note	Min speed (rpm)	Max speed (rpm)	Min torque (ft-lb)	Max torque (ft-lb)
2.44	PM	to 0.27 hp, 500-7400 rpm	500	7400	0.05	0.8
2.44	PM	to 0.18 hp, 200-700 rpm	200	700	0.35	3.875
2.76	PM	to 0.8 hp, 1000-6200 rpm	1000	6200	0.05	2.3
3.03	PM	to 0.25 hp, 1000-3500 rpm	1000	3500	0.05	1.077
3.1	PM	to 1.5 hp, 1000-5800 rpm	1000	5800	0.31	4.5
3.1	PM	to 1.8 hp, 1300-5800 rpm	1300	5800	0.3	5
3.23	PM	to 1.3 hp, 500-9000 rpm	500	9000	0.05	3.1
3.3	PM	to 0.26 hp, 600-2600 rpm	600	2600	0.26	1.56
3.3	PM	to 0.30 hp, 1000-2700 rpm	1000	2700	0.26	1.56
4.8	PM	to 0.3 hp, 160-950 rpm	160	950	0.04	5.5
4.8	PM	to 2.0 hp, 1800-2900 rpm	1800	2900	2	6
3.7	WF	to 2.3 hp, 2400-4900 rpm	2400	4900	1	5
3.7	WF	to 1.6 hp, 700-6500 rpm	700	6500	0.37	7
3.7	WF	to 2.3 hp, 900-5000 rpm	900	5000	1	10
3.74	WF	to 0.5 hp, 2800-4400 rpm	2800	4400	0.1	0.657
4.5	WF	to 3.0 hp, 2500-4300 rpm	2500	4300	1.16	6.29
4.5	WF	to 3.0 hp, 1600-3400 rpm	1600	3400	1	10
4.5	WF	to 1.2 hp, 600-3000 rpm	600	3000	1	10
4.5	WF	to 3.5 hp, 1800-4400 rpm	1800	4400	1	10
4.5	WF	to 3.6 hp, 1900-4500 rpm	1900	4500	1	10
4.5	WF	to 3.3 hp, 1700-3600 rpm	1700	3600	2	10
4.5	WF	to 4.8 hp, 2500-5100 rpm	2500	5100	2	10
4.5	WF	to 3.3 hp, 1700-3700 rpm	1700	3700	2	10
4.5	WF	to 3.3 hp, 1700-3800 rpm	1700	3800	2	10
4.5	WF	to 3.2 hp, 1600-3500 rpm	1600	3500	2	10
4.5	WF	to 3.9 hp, 2000-4000 rpm	2000	4000	2	10
4.5	WF	to 3.0 hp, 1500-3600 rpm	1500	3600	2	10
4.5	WF	to 4.3 hp, 1900-3600 rpm	1900	3600	2	12
4.5	WF	to 4.5 hp, 1900-4000 rpm	1900	4000	2	12
4.5	WF	to 4.2 hp, 1800-3800 rpm	1800	3800	2	12
4.5	WF	to 4.5 hp, 1900-4100 rpm	1900	4100	2	12
4.5	WF	to 4.3 hp, 1400-4000 rpm	1400	4000	1	16
5	WF	to 7.5 hp, 2500-5000 rpm	2500	5000	2	16
5	WF	to 6.9 hp, 2200-4800 rpm	2200	4800	2	16
5	WF	to 7.9 hp, 2600-5300 rpm	2600	5300	2	16

Gaudenttech Motors

PLATFORM	DESCRIPTION	APPLICATION(s)	POWER
PM55	12 / SLOT / 2 POLE, 2.19" DIAMETER, PMDC, 12 VDC, 120 VAC	GEAR DRIVE / MINIATURE PUMP	1/12 – 1/8 HORSEPOWER
PM62	12 SLOT / 2 POLE, 2.44" DIAMETER, PMDC, 12-48 VDC / 120-240 VAC	COFFEE GRINDER / VENDING LINE ACTUATOR / POWER SHOWER / PUMP / GEAR	1/10 – 1/6 HORSEPOWER
PM62	10 SLOT / 2 POLE, 2.56" DIAMETER, PMDC, 12-48 VDC, 120 VAC	SMALL GASOLINE ENGINE / STARTER / DOOR OPENER / GEAR MOTOR / LINE ACTUATOR	1/10 – 1/6 HORSEPOWER
PM70	22 SLOT / 2 POLE, 2.87" DIAMETER, PMDC	TREADMILL / GEAR / PUMP / POOL CLEANER / INDUSTRIAL / DRIVE / MACHINE TOOL	1/8 – 1/6 HORSEPOWER
PM77	12 SLOT / 2 POLE, 3.04" DIAMETER, PMDC 12-48 VDC 120-240 VAC	TREADMILL / GEAR / PUMP / CONVEYOR /INDUSTRIAL DRIVE ACTUATOR / WHEELCHAIR	1/6 – 1/4 HORSEPOWER
PM119	23 SLOT / 6 POLE, HORSEPOWER 3.1" DIAMETER, PMDC 12-24 VDC	PUMP / GEAR / MACHINE TOOL / CONTROLLED MOTION / ACTUATOR WHEELCHAIR / MACHINE TOOL	1/6 – 1/4 HORSEPOWER
PM80	16 SLOT 4 POLE, HORSEPOWER 3.1" DIAMETER, PMDC 12-24 VDC	HIGH TORQUE STARTER / PUMP / FORK LIFT / POWER PACK / HYDRAULIC APPLICATIONS	1/4 – 1.0 HORSEPOWER
PM93	16 SLOT 2 POLE, 3.23" DIAMETER, PMDC 12-48 VDC, 120-240 VAC	PUMP / LAWN MOWER / GEAR / FORK LIFT / POWER PACK / VENDING	1/8 – 1/3 HORSEPOWER
PM93	12 SLOT 2 POLE 3.3" DIAMETER, PMDC 12-24 VDC	PUMP / MILITARY VEHICLE / EMERGENCY VEHICLE / HYDRAULICS	1/8 – 1/4 HORSEPOWER
4.0" PMDC	4.00" DEVELOPMENT 4.00" DIAMETER, PMDC 12-48 VDC, 120-240 VAC	WHEELCHAIR / PUMP / HYDRAULIC / CONTROLLED MOTION / MACHINE TOOL	1/4 – 1.0 HORSEPOWER
M 4.5"	HORSEPOWER, 4.5" DIAMETER, WFDC 12-24 VDC	POWER PACK / HYDRAULICS / RV INDUSTRY / FORK LIFT	1.0 – 4.6 HORSEPOWER
M 5.0"	HORSEPOWER, 5.00" DIAMETER, WFDC 12-24 VDC	TRACTION / MAN LIFT / BOOM LIFT / HYDRAULICS	2.0 – 7.0 HORSEPOWER
M WFDC 4.5"	DEVELOPMENT HORSEPOWER, HIGH PERFORMANCE FAN COOLED, WFDC 4.5" DIAMETER	POWER PACKS / TRACTION / FORK LIFT / HYDRAULICS	2.0 – 6.0 HORSEPOWER
M WFDC 5.0"	DEVELOPMENT HORSEPOWER, COMPACT 5.00", WFDC 5.0" DIAMETER	PUMP / POWER PACK / TRACTION / FORK LIFT / HYDRAULICS	2.0 – 5.0 HORSEPOWER
4.75" PMDC	DEVELOPMENT HORSEPOWER, 6-POLE PMDC	DRIVE MOTOR FOR TORQUE WHEEL FOR THREE WHEEL LIFT TRUCK / LIGHT DUTY TRACTION APPLICATIONS	1.5 – 2.5 HORSEPOWER
3.0" PMDC	DEVELOPMENT PMDC MOTOR HORSEPOWER, 6-POLE 24 SLOT	AMBULANCE GURNEY LIFT / HIGH POWER SMALL PACKAGE MEDICAL APPLICATIONS	1.00 – 1.5 HORSEPOWER

Gaudent Technology

General Motor Information

Gaudeenttech motors are available in three types : PMDC , Wound Field , and Shunt Wound Series Universal . Motors rangefrom a few amps to 100 amps and are used in a wide range of applications . Some general technical information of itsmotors can be found below

REFERENCE

Insulation Class

The insulation class of a motor reflects the maximum temperature the motor can endure without damage to the internal insulation materials. The following are recognized insulation class ratings by Underwriters Laboratory:

Class	A	E	B	F	H	N
Temperature (°C)	105	120	130	155	180	200

Type of Motor Duty

The International Electrotechnical Commission uses eight duty cycle designations to describe an electrical motor's operating conditions:

S1 = Continuous duty
The motor works at a constant load for enough time to reach temperature equilibrium.

S2 = Short-time duty
The motor works at a constant load, but not long enough to reach temperature equilibrium. The rest periods are long enough for the motor to reach ambient temperature.

S3 = Intermittent periodic duty
Sequential, identical run and rest cycles with constant load. Temperature equilibrium is never reached. Starting current has little effect on temperature rise.

S4 = Intermittent periodic duty with starting
Sequential, identical start, run and rest cycles with constant load. Temperature equilibrium is not reached, but starting current affects temperature rise.

S5 = Intermittent periodic duty with electric braking
Sequential, identical cycles of starting, running at constant load and running with no load. No rest periods.

S6 = Continuous operation with intermittent load
Sequential, identical cycles of running with constant load and running with no load. No rest periods.

S7 = Continuous operation with electric braking
Sequential identical cycles of starting, running at constant load and electric braking. No rest periods.

S8 = Continuous operation with periodic changes in load and speed
Sequential, identical duty cycles run at constant load and given speed, then run at other constant loads and speeds. No rest periods.

Gaudenttech Motors

Protection Degree

The protection designation indicates the level of prevention between live (electrical) parts of the motor and people or foreign matter and the ability of the motor to prevent the penetration of water.

Designation IPxx

IP First number - Protection against solid objects

0 = No special protection

1 = Protected against solid objects over 50 mm, e.g. accidental touch by persons hands

2 = Protected against solid objects over 12 mm, e.g. persons fingers

3 = Protected against solid objects over 2.5 mm (tools and wires)

4 = Protected against solid objects over 1 mm (tools, wires, and small wires)

5 = Protected against dust limited ingress (no harmful deposit)

6 = Totally protected against dust

IP Second number - Protection against liquids

0 = No protection

1 = Protection against vertically falling drops of water e.g. condensation

2 = Protection against direct sprays of water up to 15º from the vertical

3 = Protected against direct sprays of water up to 60º from the vertical

4 = Protection against water sprayed from all directions - limited ingress permitted

5 = Protected against low pressure jets of water from all directions - limited ingress

6 = Protected against temporary flooding of water, e.g. for use on ship decks - limited ingress permitted

7 = Protected against the effect of immersion between 15 cm and 1 m

8 = Protects against long periods of immersion under pressure

DC Motor Examples

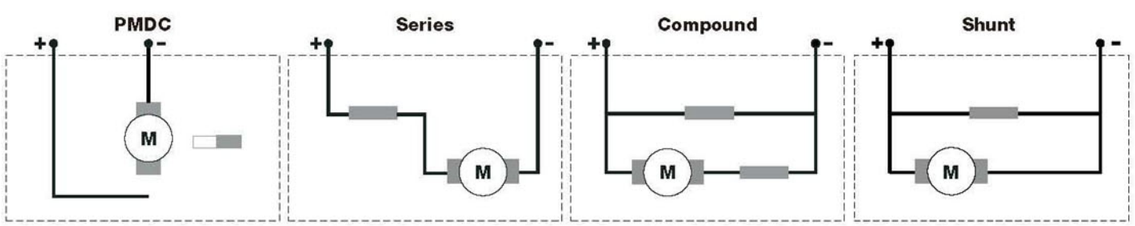

Gaudent Technology

① Z D 0 0 4 - J 0 0 6 - X X
A B C

直流电机

技术数据	电机型号			适用范围						
	ZD004-J006-XX			车用动力单元、举升机、登高车、专用设备						
	额定电压 (V)	功率 (W)	额定电流 (A)	额定扭矩 (N.m)	工作制 S2min-S3%	绝缘等级	防水等级	齿 数	转 向	重量(kg)
	12	800	130	2.2	2min-7%ED	F	IP54	9	CW	2.6

电机外形图

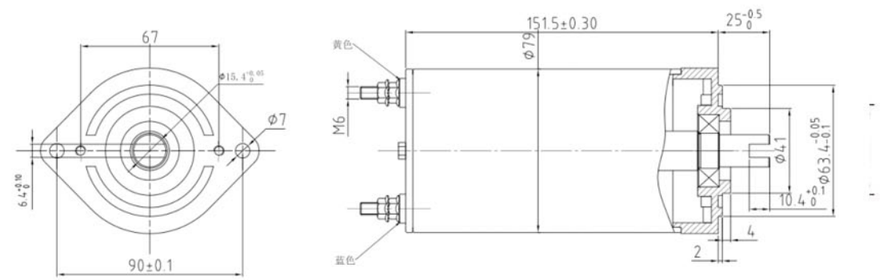

电机图片

接线图

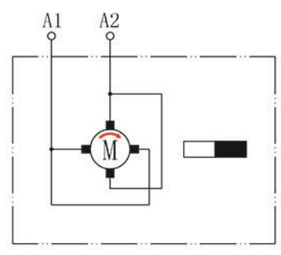

性能曲线

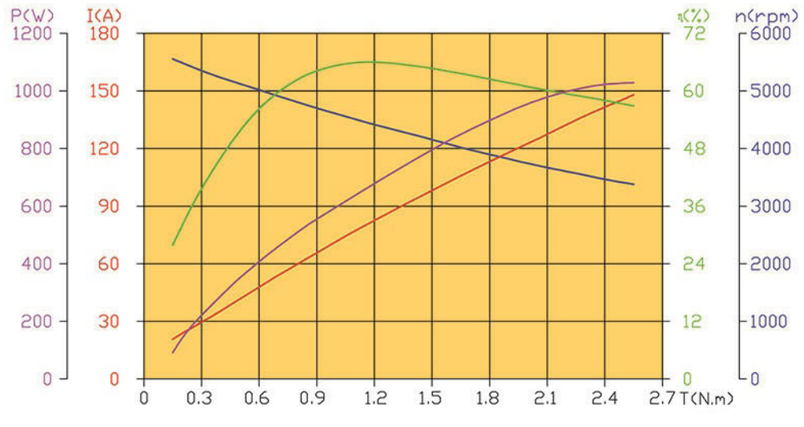

注：可以装配K前盖。

① Z D 0 0 3 - J 0 0 6 - X X
A B C

直流电机

技术数据	电机型号			适用范围						
	ZD003-J006-XX			车用动力单元、举升机、登高车、专用设备						
	额定电压 (V)	功率 (W)	额定电流 (A)	额定扭矩 (N.m)	工作制 S2min-S3%	绝缘等级	防水等级	齿 数	转 向	重量(kg)
	24	800	65	2.2	2min-7%ED	F	IP54	9	CW	2.6

电机外形图

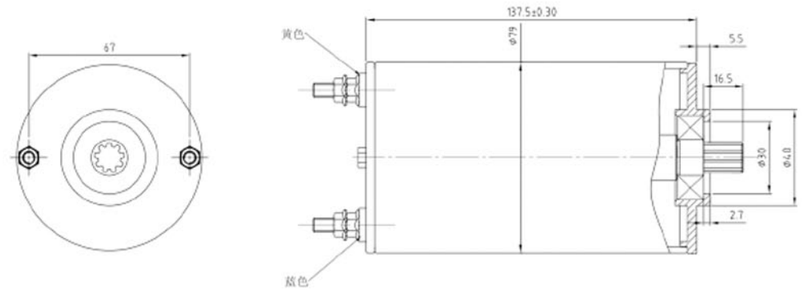

电机图片

接线图

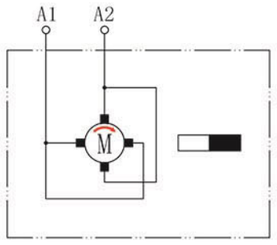

性能曲线

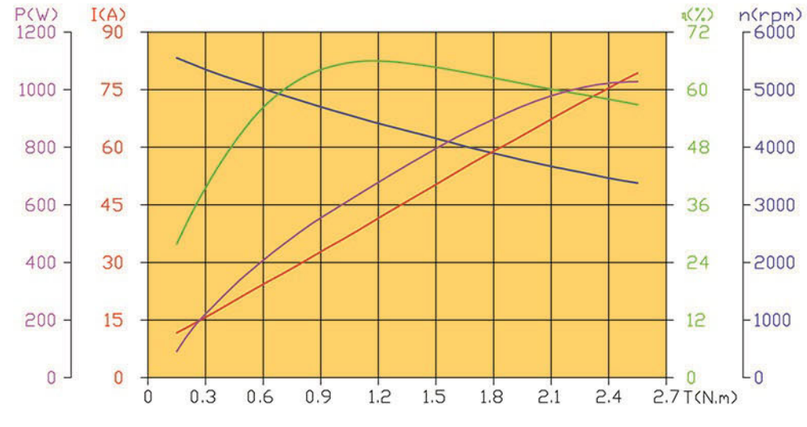

注：可以装配K前盖。

直流电机

技术数据	电机型号			适用范围						
	ZD006-J006-XX			车用动力单元、举升机、登高车、专用设备						
	额定电压 (V)	功率 (W)	额定电流 (A)	额定扭矩 (N.m)	工作制 S2min-S3%	绝缘等级	防水等级	齿 数	转 向	重量(kg)
	12	800	130	2.2	2min-7%ED	F	IP54	2	CW	2.6

电机外形图

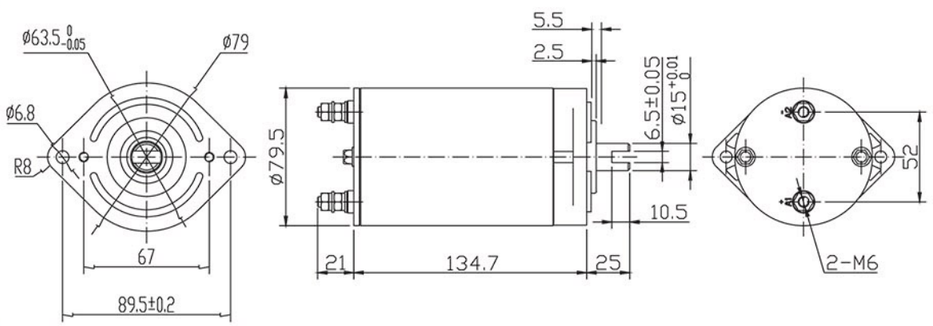

电机图片

接线图

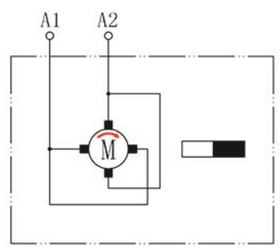

性能曲线

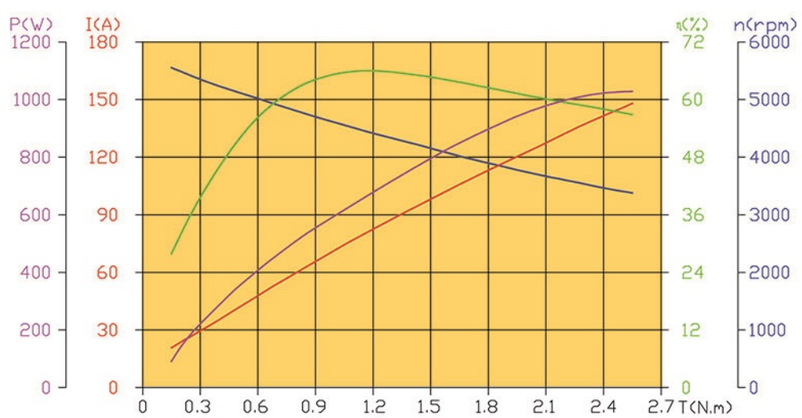

注：可以装配K前盖。

直流电机

技术数据	电机型号			适用范围						
	ZD005-J006-XX			车用动力单元、举升机、登高车、专用设备						
	额定电压 (V)	功率 (W)	额定电流 (A)	额定扭矩 (N.m)	工作制 S2min-S3%	绝缘等级	防水等级	齿 数	转 向	重量(kg)
	24	800	65	2.2	2min-7%ED	F	IP54	2	CW	2.6

电机外形图

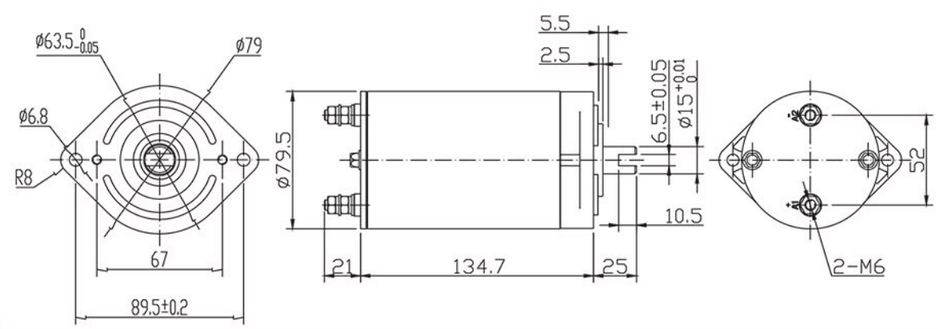

电机图片

接线图

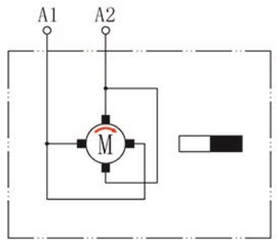

性能曲线

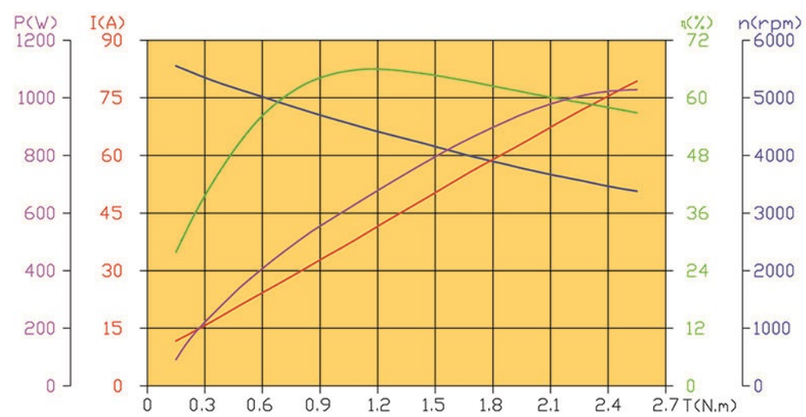

注：可以装配K前盖。

① Z D 0 0 7 - A 0 0 4 - X X
A B C

直流电机

技术数据	电机型号			适用范围						
	ZD007-A004-XX			车用动力单元、举升机、登高车、专用设备						
	额定电压 (V)	功率 (W)	额定电流 (A)	额定扭矩 (N.m)	工作制 S2min-S3%	绝缘等级	防水等级	齿 数	转 向	重量(kg)
	12	800	60	1.5	2.5min-8%ED	F	IP54	2	CW	2.6

电机外形图

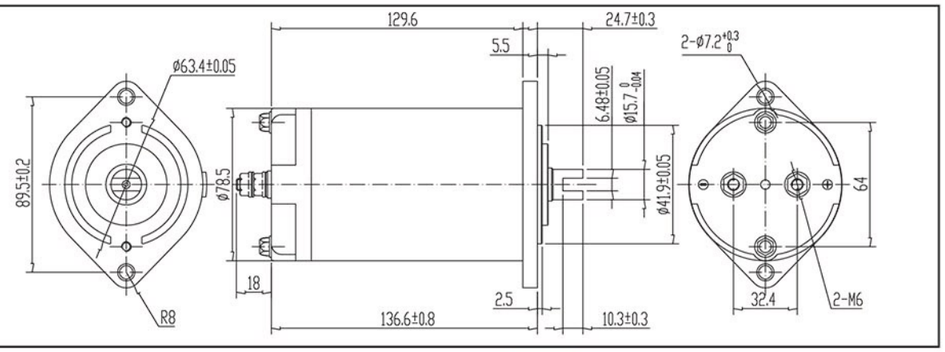

电机图片

接线图

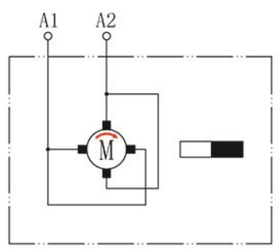

性能曲线

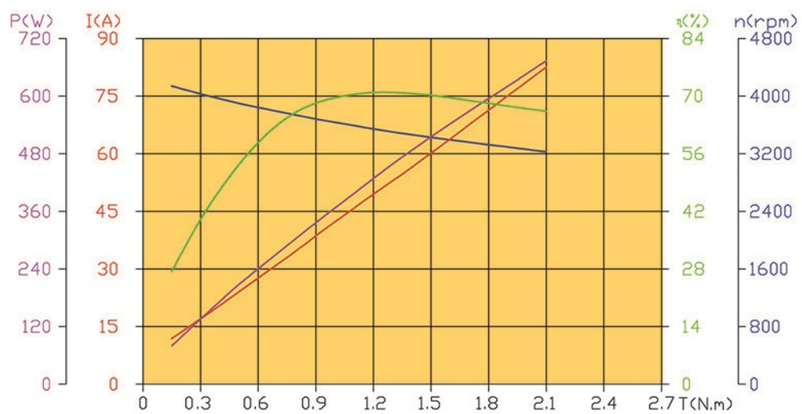

注：可以装配B、C前盖,可以装配温控器120℃。电机功率为输入功率。

① Z D 0 0 8 - A 0 0 4 - X X
A B C

直流电机

技术数据	电机型号			适用范围						
	ZD008-A004-XX			车用动力单元、举升机、登高车、专用设备						
	额定电压 (V)	功率 (W)	额定电流 (A)	额定扭矩 (N.m)	工作制 S2min-S3%	绝缘等级	防水等级	齿 数	转 向	重量(kg)
	24	800	34	1.5	2.5min-8%ED	F	IP54	2	CW	2.6

电机外形图

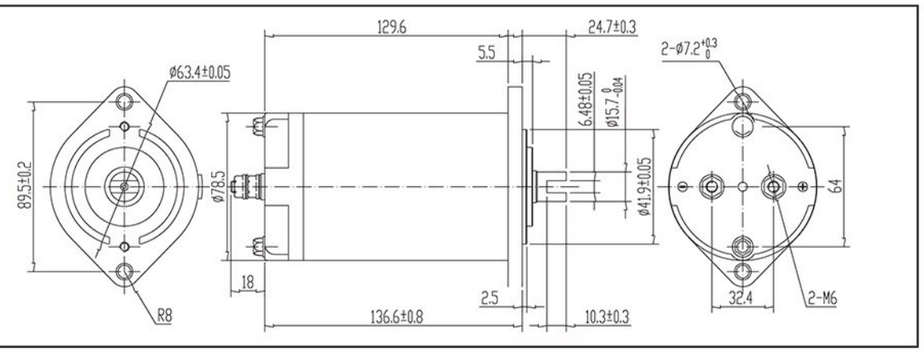

电机图片

接线图

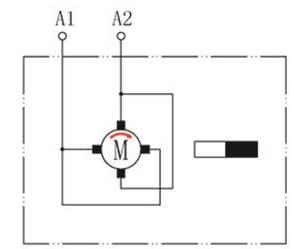

性能曲线

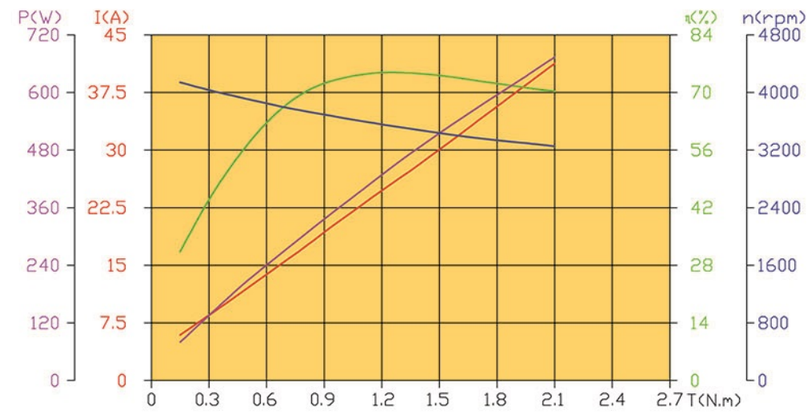

注：可以装配B、C前盖,可以装配温控器120℃。电机功率为输入功率。

① Z D 0 7 1 - A 0 0 4 - X X
A B C

直流电机

技术数据	电机型号			适用范围						
	ZD071-A004-XX			车用动力单元、举升机、登高车、专用设备						
	额定电压 (V)	功率 (W)	额定电流 (A)	额定扭矩 (N.m)	工作制 S2min-S3%	绝缘等级	防水等级	齿 数	转 向	重量(kg)
	12	500	68	2.0	2.5min-8%ED	F	IP54	2	CW	2.6

电机外形图

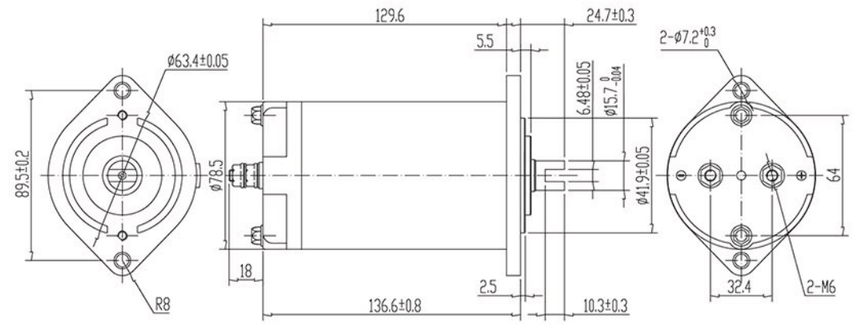

电机图片

接线图

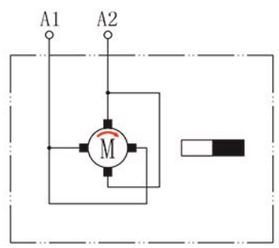

性能曲线

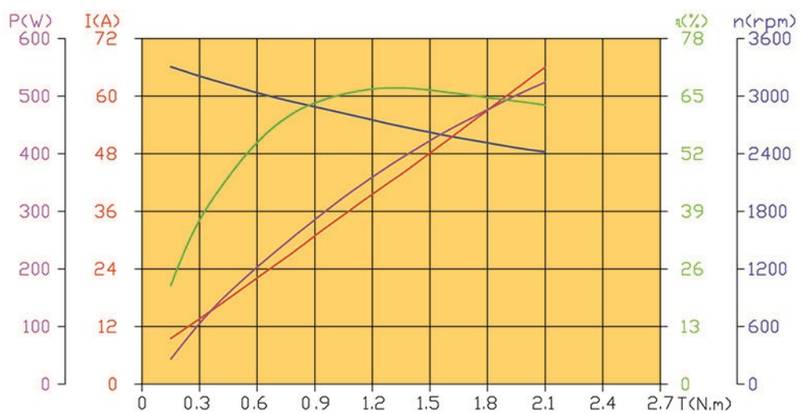

注：可以装配B、C前盖,可以装配温控器120℃。

① Z D 0 7 2 - A 0 0 4 - X X
A B C

直流电机

技术数据	电机型号			适用范围						
	ZD072-A004-XX			车用动力单元、举升机、登高车、专用设备						
	额定电压 (V)	功率 (W)	额定电流 (A)	额定扭矩 (N.m)	工作制 S2min-S3%	绝缘等级	防水等级	齿 数	转 向	重量(kg)
	24	500	34	2.0	2.5min-8%ED	F	IP54	2	CW	2.6

电机外形图

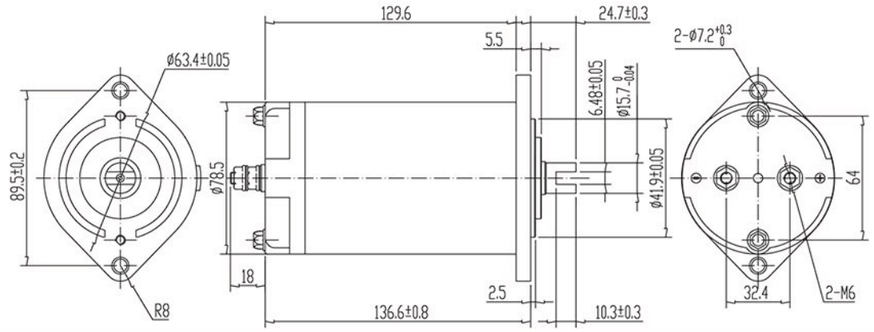

电机图片

接线图

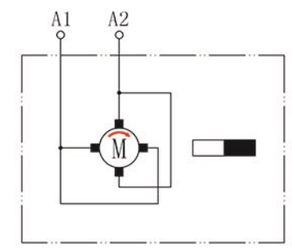

性能曲线

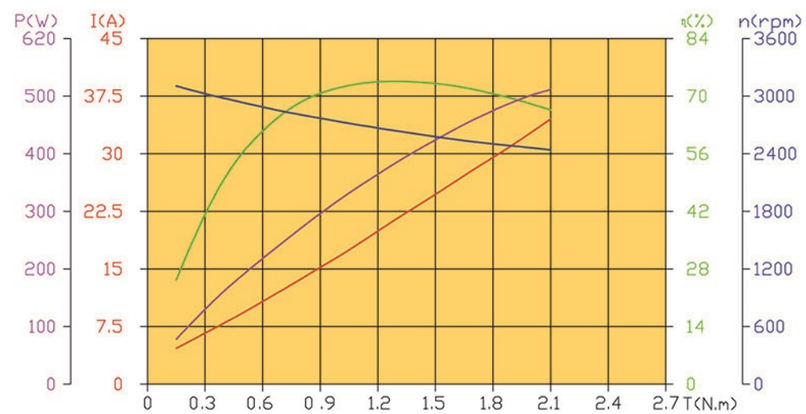

注：可以装配B、C前盖,可以装配温控器120℃。

① Z D 0 7 5 - A 0 0 4 - X X
A B C

直流电机

技术数据	电机型号			适用范围						
	ZD075-A004-XX			车用动力单元、举升机、登高车、专用设备						
	额定电压 (V)	功率 (W)	额定电流 (A)	额定扭矩 (N.m)	工作制 S2min-S3%	绝缘等级	防水等级	齿 数	转 向	重量(kg)
	12	800	100	2.0	2.5min-8%ED	F	IP54	2	CW	2.6

电机外形图

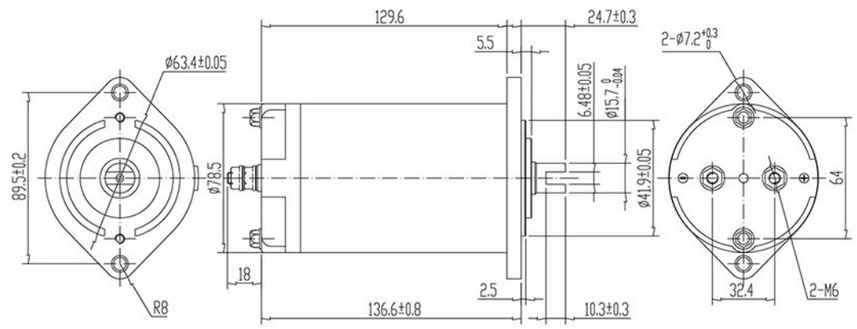

电机图片

接线图

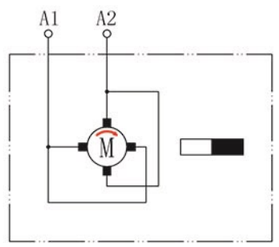

性能曲线

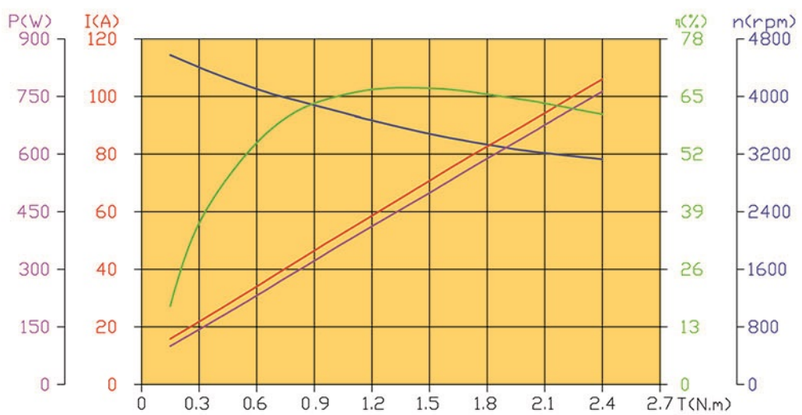

注：可以装配B、C前盖,可以装配温控器120℃。

① Z D 0 7 6 - A 0 0 4 - X X
A B C

直流电机

技术数据	电机型号			适用范围						
	ZD076-A004-XX			车用动力单元、举升机、登高车、专用设备						
	额定电压 (V)	功率 (W)	额定电流 (A)	额定扭矩 (N.m)	工作制 S2min-S3%	绝缘等级	防水等级	齿 数	转 向	重量(kg)
	24	800	50	2.0	2.5min-8%ED	F	IP54	2	CW	2.6

电机外形图

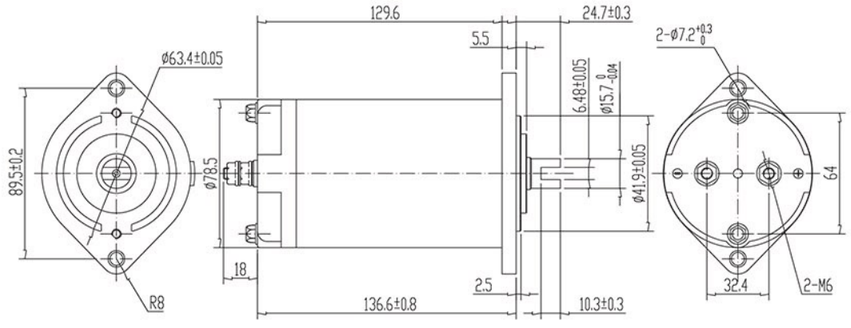

电机图片

接线图

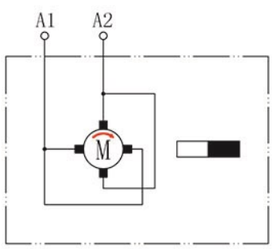

性能曲线

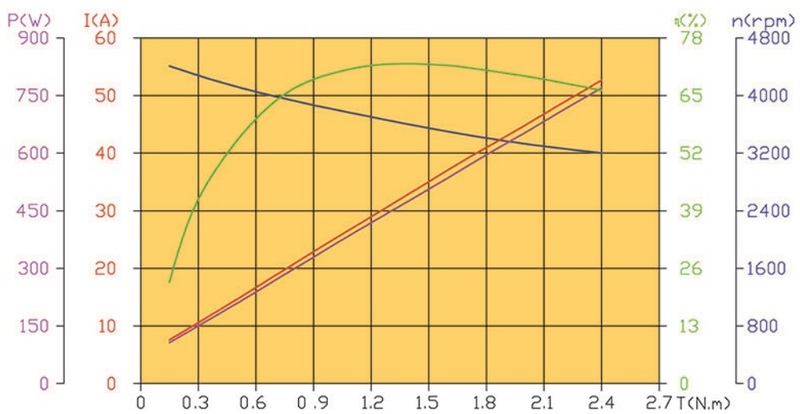

注：可以装配B、C前盖,可以装配温控器120℃。

① Z D 0 8 7 - A W T 4 - X X
A B C

直流电机

技术数据	电机型号			适用范围						
	ZD087-AWT4-XX			车用动力单元、举升机、登高车、专用设备						
	额定电压 (V)	功率 (W)	额定电流 (A)	额定扭矩 (N.m)	工作制 S2min-S3%	绝缘等级	防水等级	齿 数	转 向	重量(kg)
	12	150	30	1.2	2.5min-8%ED	F	IP54	2	CCW	2.2

电机外形图

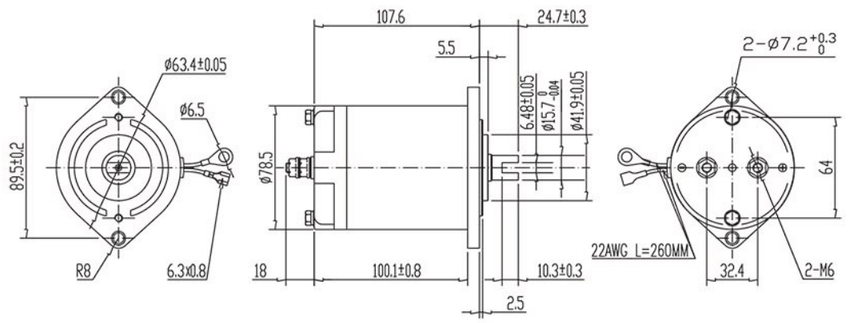

电机图片

接线图

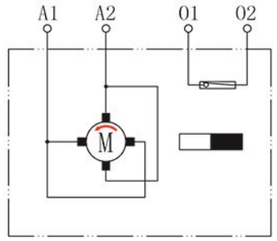

性能曲线

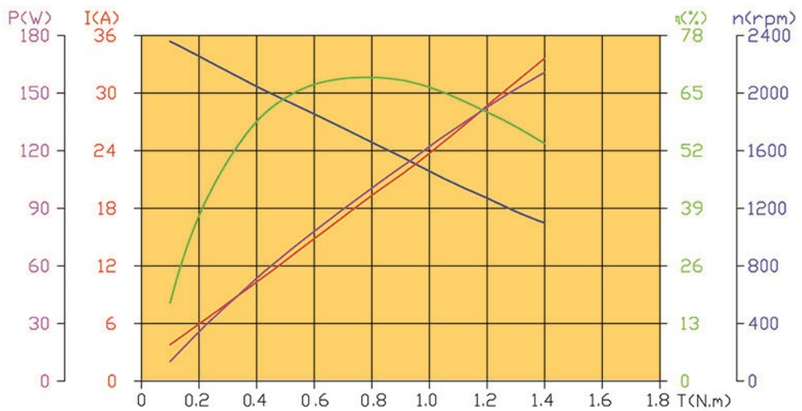

注：可以装配B、C前盖。

① Z D 0 8 8 - A W T 4 - X X
A B C

直流电机

技术数据	电机型号			适用范围						
	ZD088-AWT4-XX			车用动力单元、举升机、登高车、专用设备						
	额定电压 (V)	功率 (W)	额定电流 (A)	额定扭矩 (N.m)	工作制 S2min-S3%	绝缘等级	防水等级	齿 数	转 向	重量(kg)
	24	150	12	0.8	2.5min-8%ED	F	IP54	2	CCW	2.2

电机外形图

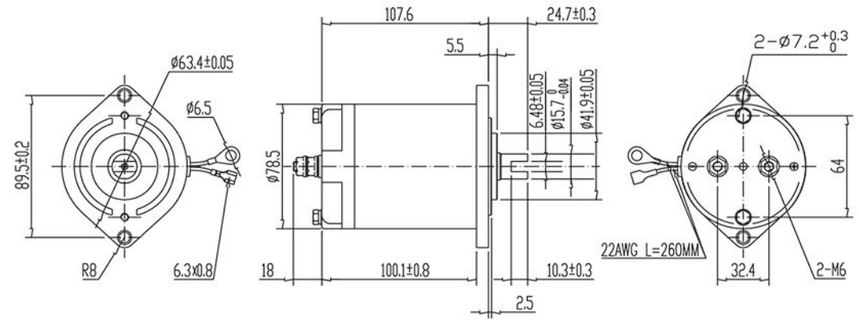

电机图片

接线图

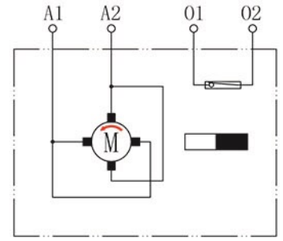

性能曲线

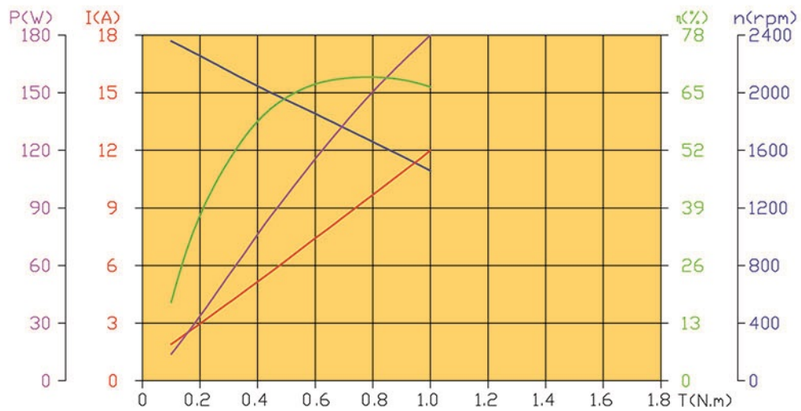

注：可以装配B、C前盖。

直流电机

技术数据	电机型号			适用范围						
	ZD089-AWT4-XX			车用动力单元、举升机、登高车、专用设备						
	额定电压 (V)	功率 (W)	额定电流 (A)	额定扭矩 (N.m)	工作制 S2min-S3%	绝缘等级	防水等级	齿 数	转 向	重量(kg)
	12	300	38	1.6	2.5min-8%ED	F	IP54	2	CCW	2.6

电机外形图

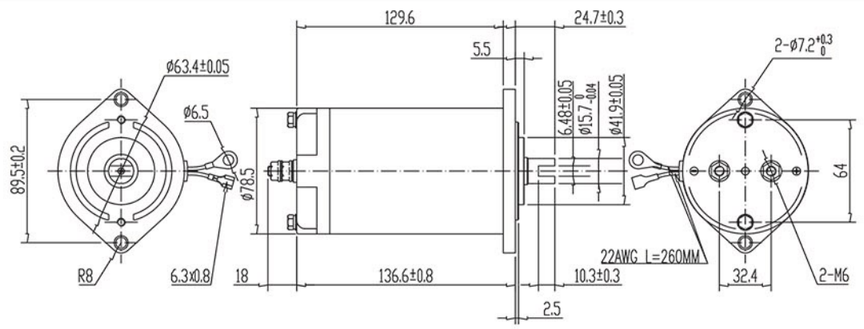

电机图片

接线图

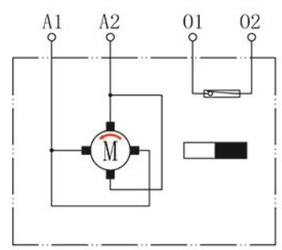

性能曲线

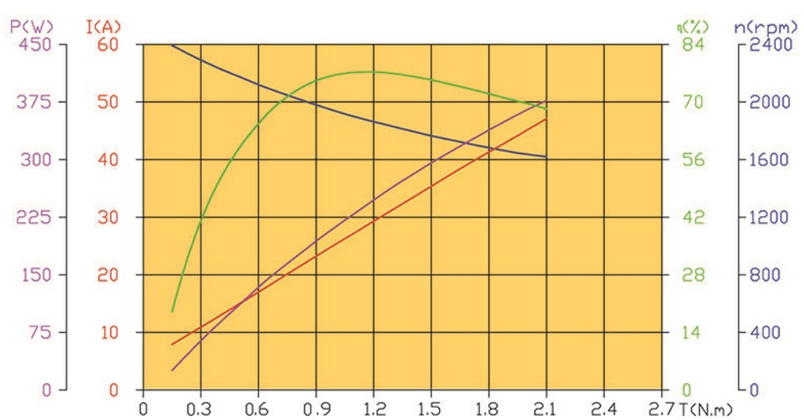

注：可以装配B、C前盖。

直流电机

技术数据	电机型号			适用范围						
	ZD090-AWT4-XX			车用动力单元、举升机、登高车、专用设备						
	额定电压 (V)	功率 (W)	额定电流 (A)	额定扭矩 (N.m)	工作制 S2min-S3%	绝缘等级	防水等级	齿 数	转 向	重量(kg)
	24	300	19	1.6	2.5min-8%ED	F	IP54	2	CCW	2.6

电机外形图

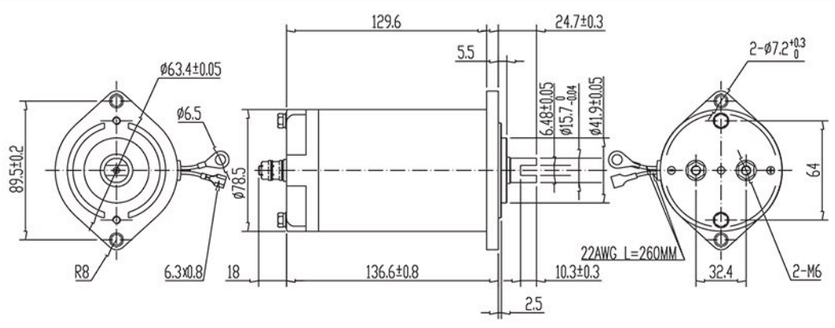

电机图片

接线图

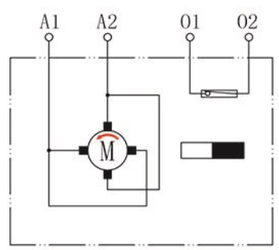

性能曲线

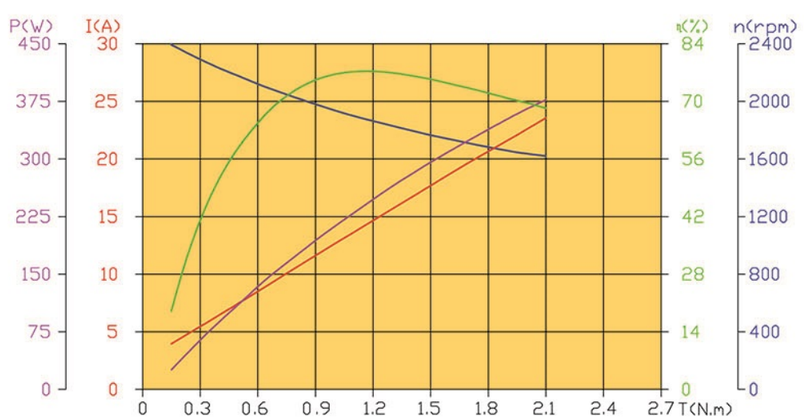

注：可以装配B、C前盖。

① Z D 0 9 4 - □□□□ - □□
A B C

直流电机

技术数据	电机型号			适用范围						
	ZD094			卡车车头翻转用电机						
	额定电压 (V)	功率 (W)	额定电流 (A)	额定扭矩 (N.m)	工作制 S2min-S3%	绝缘等级	防水等级	齿 数	转 向	重量(kg)
	24	350	20	0.85	3min-10%ED	F	IP67	2	CW	2.0

电机外形图

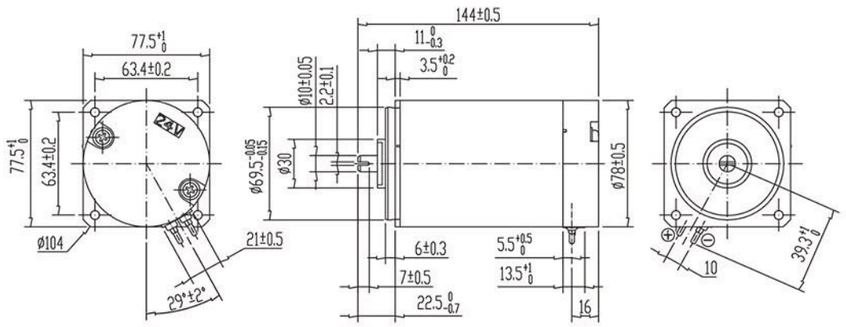

电机图片

接线图

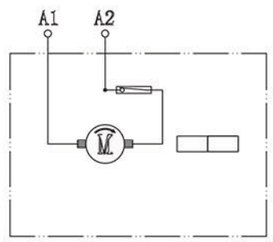

性能曲线

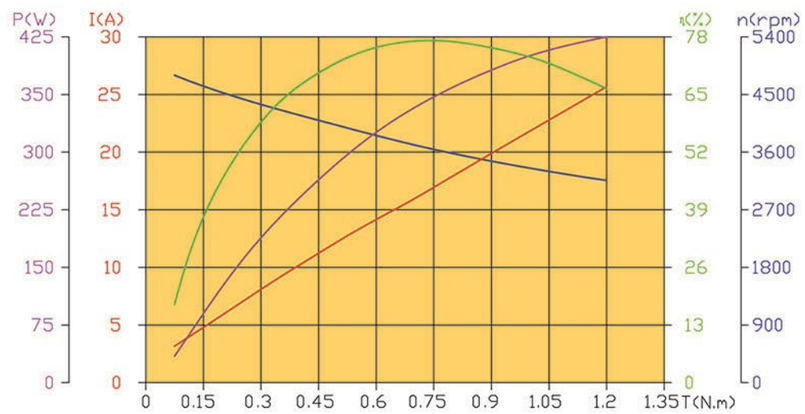

注：可以装配温控器。

① Z D 0 4 6 - H 0 0 4 - X X
A B C

直流电机

技术数据	电机型号			适用范围						
	ZD046-H004-XX			车用动力单元、举升机、登高车、专用设备						
	额定电压 (V)	功率 (W)	额定电流 (A)	额定扭矩 (N.m)	工作制 S2min-S3%	绝缘等级	防水等级	齿 数	转 向	重量(kg)
	24	2100	120	7	3min-10%ED	F	IP54	1	CW	6.9

电机外形图

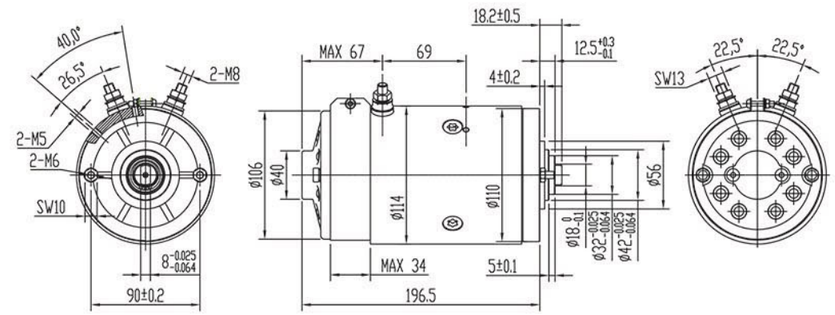

电机图片

接线图

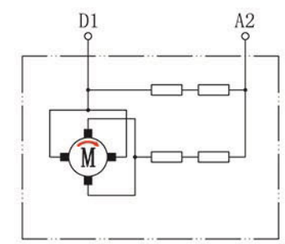

性能曲线

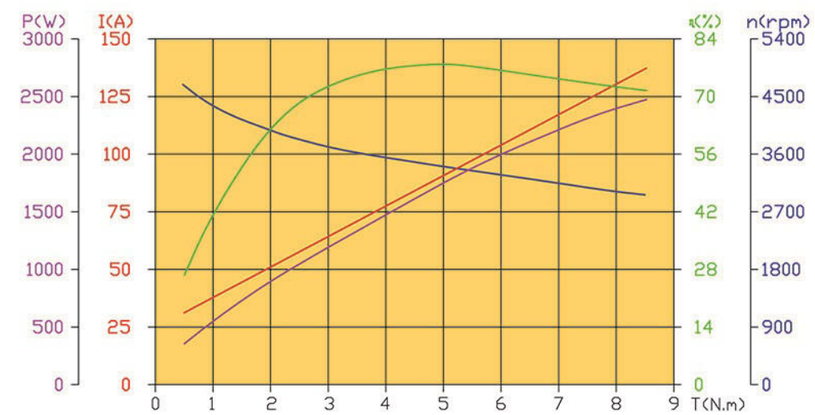

①	Z	D	0	2	3	-	0	0	0	4	-	X	X
	A						B					C	

直流电机

技术数据

电机型号			适用范围						
ZD023-0004-XX			车用动力单元、举升机、登高车、专用设备						
额定电压 (V)	功率 (W)	额定电流 (A)	额定扭矩 (N.m)	工作制 S2min-S3%	绝缘等级	防水等级	齿 数	转 向	重量(kg)
12	800	110	2.5	1.8min-7%ED	F	IP54	2	CW	3.6

电机外形图

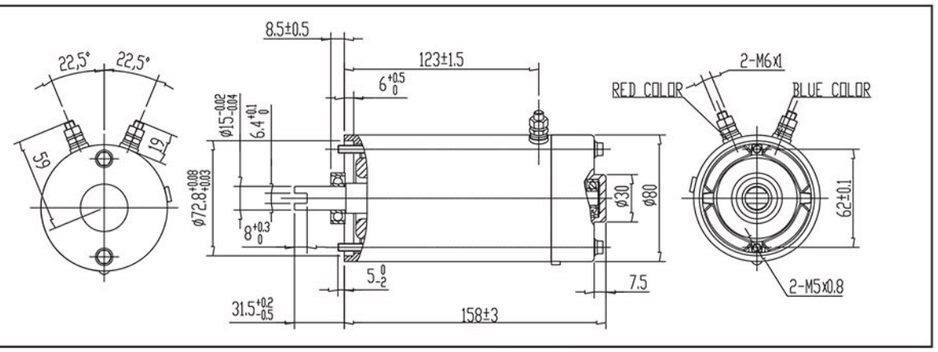

电机图片

接线图

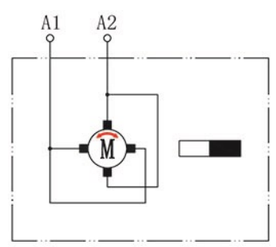

性能曲线

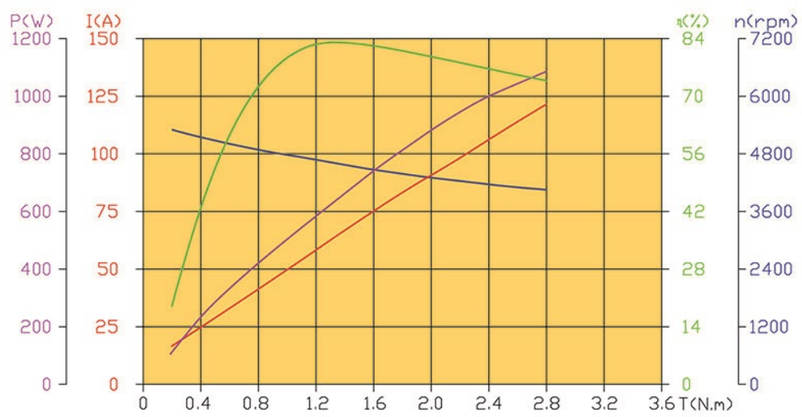

注：可以装配X、S前盖；可以装配温控器。

①	Z	D	0	2	4	-	S	0	0	4	-	X	X
	A						B					C	

直流电机

技术数据

电机型号			适用范围						
ZD024-S004-XX			车用动力单元、举升机、登高车、专用设备						
额定电压 (V)	功率 (W)	额定电流 (A)	额定扭矩 (N.m)	工作制 S2min-S3%	绝缘等级	防水等级	齿 数	转 向	重量(kg)
24	800	55	2.5	1.8min-7%ED	F	IP54	2	CW	3.6

电机外形图

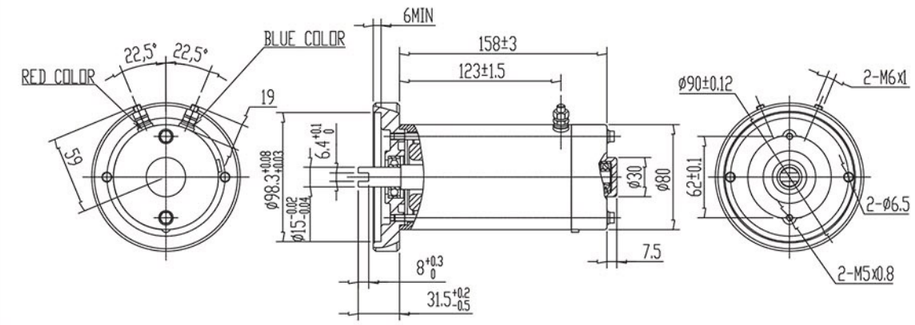

电机图片



接线图

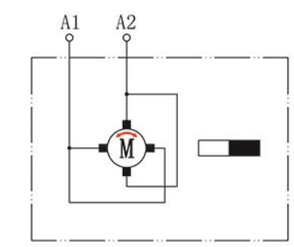

性能曲线

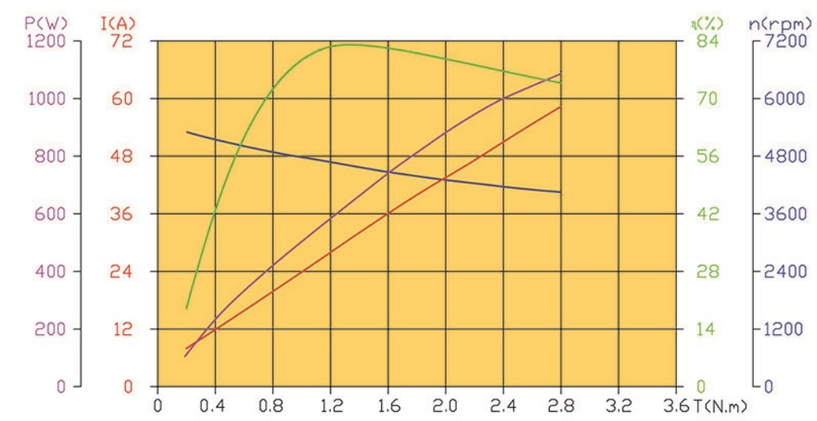

注：可以装配X前盖；可以装配温控器。

直流电机

技术数据	电机型号			适用范围						
	ZD028-E004-XX			车用动力单元、举升机、登高车、专用设备						
	额定电压 (V)	功率 (W)	额定电流 (A)	额定扭矩 (N.m)	工作制 S2min-S3%	绝缘等级	防水等级	齿 数	转 向	重量(kg)
	12	1600	200	6	2min-8%ED	F	IP54	9	CW	7.1

电机外形图

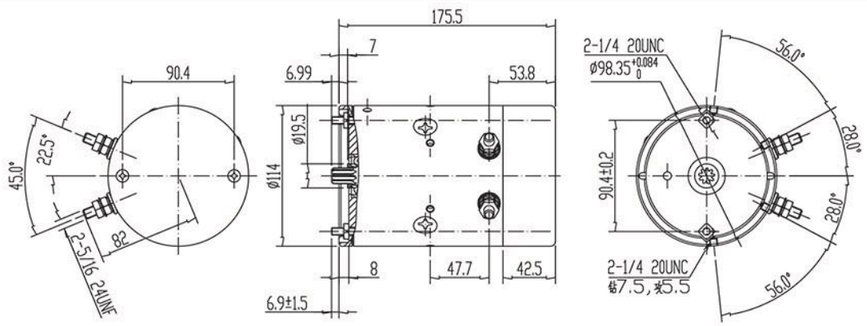

电机图片

接线图

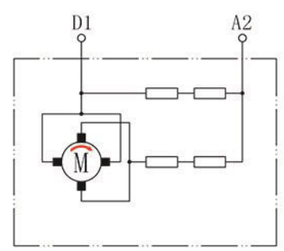

性能曲线

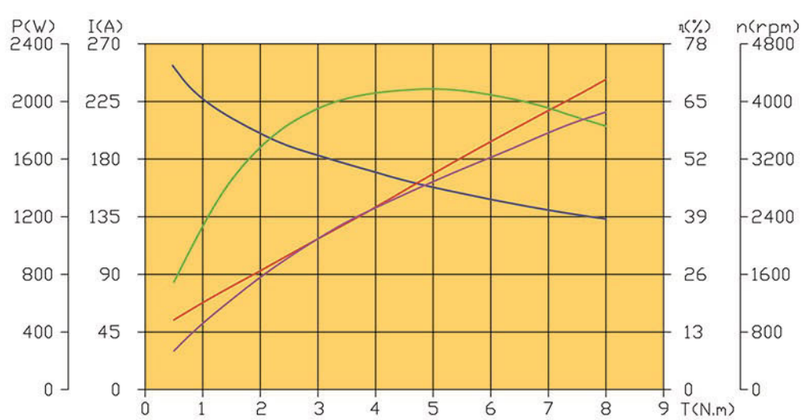

直流电机

技术数据	电机型号			适用范围						
	ZD029-EW04-XX			车用动力单元、举升机、登高车、专用设备						
	额定电压 (V)	功率 (W)	额定电流 (A)	额定扭矩 (N.m)	工作制 S2min-S3%	绝缘等级	防水等级	齿 数	转 向	重量(kg)
	24	2500	140	8	2min-8%ED	F	IP54	9	CW	7.2

电机外形图

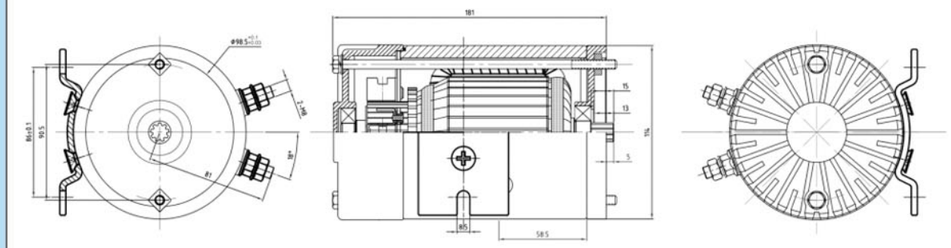

电机图片

接线图

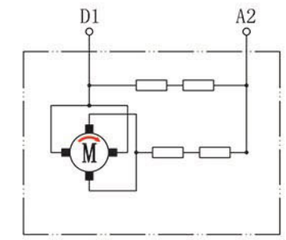

性能曲线

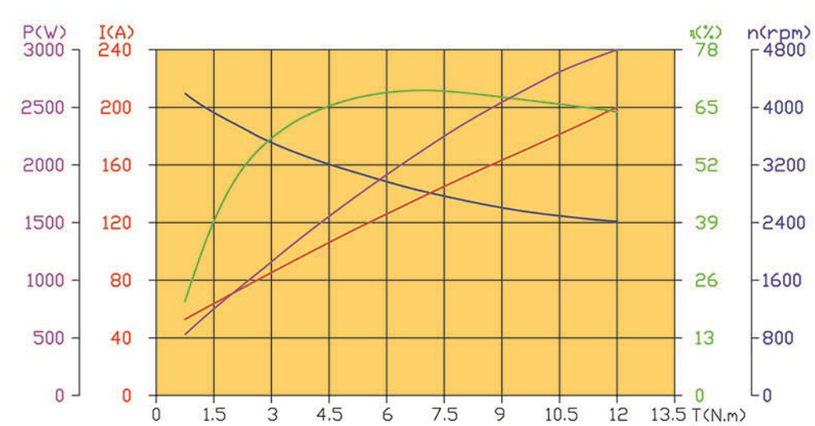

直流电机

技术数据

电机型号			适用范围						
ZD064-VW04-XX			车用动力单元、举升机、登高车、专用设备						
额定电压 (V)	功率 (W)	额定电流 (A)	额定扭矩 (N.m)	工作制 S2min-S3%	绝缘等级	防水等级	齿 数	转 向	重量(kg)
12	1800	225	6	2min-8%ED	F	IP54	2	CW	7.2

电机外形图

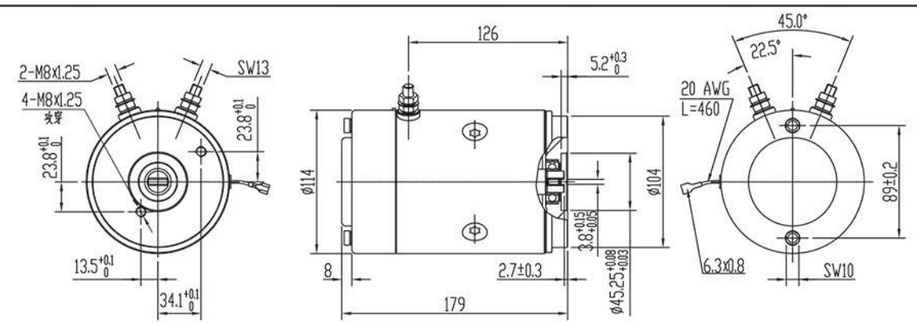

电机图片

接线图

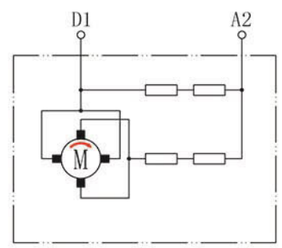

性能曲线

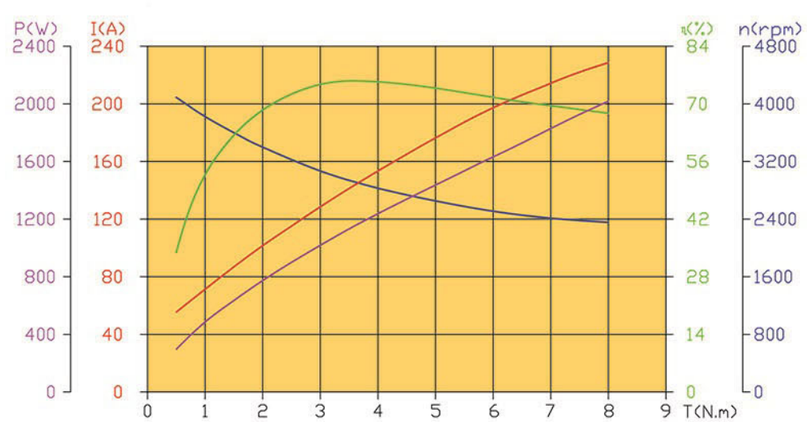

直流电机

技术数据

电机型号			适用范围						
ZD025-VW04-XX			车用动力单元、举升机、登高车、专用设备						
额定电压 (V)	功率 (W)	额定电流 (A)	额定扭矩 (N.m)	工作制 S2min-S3%	绝缘等级	防水等级	齿 数	转 向	重量(kg)
24	2200	125	7	3min-10%ED	F	IP54	2	CW	7.2

电机外形图

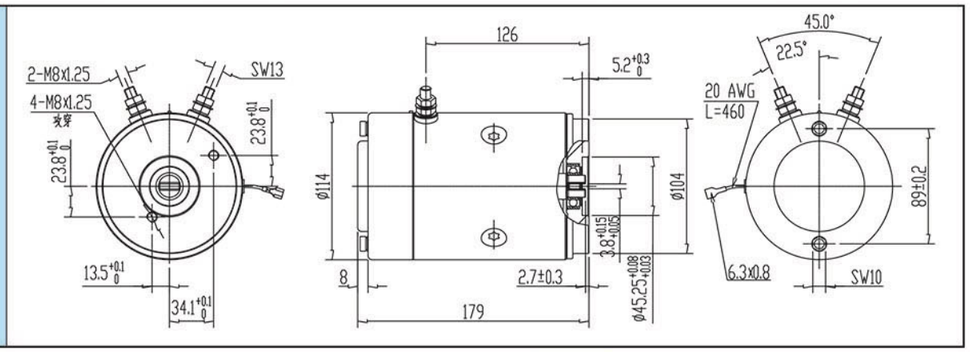

电机图片

接线图

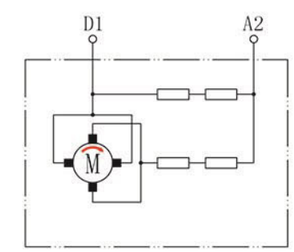

性能曲线

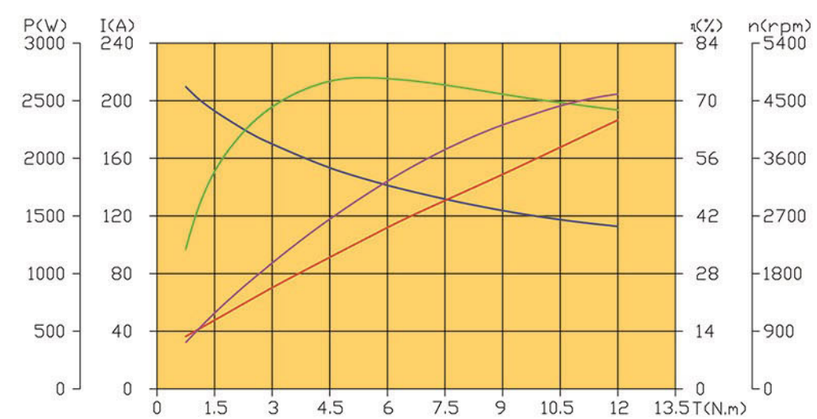

注：可以装配温控器。

①	Z	D	0	3	3	-	0	W	T	4	-	X	X
	A						B					C	

直流电机

技术数据	电机型号			适用范围						
	ZD033-0WT4-XX			车用动力单元、举升机、登高车、专用设备						
	额定电压 (V)	功率 (W)	额定电流 (A)	额定扭矩 (N.m)	工作制 S2min-S3%	绝缘等级	防水等级	齿 数	转 向	重量(kg)
	12	2200	260	9	8min-10%ED	F	IP54	2	CCW	8.2

电机外形图

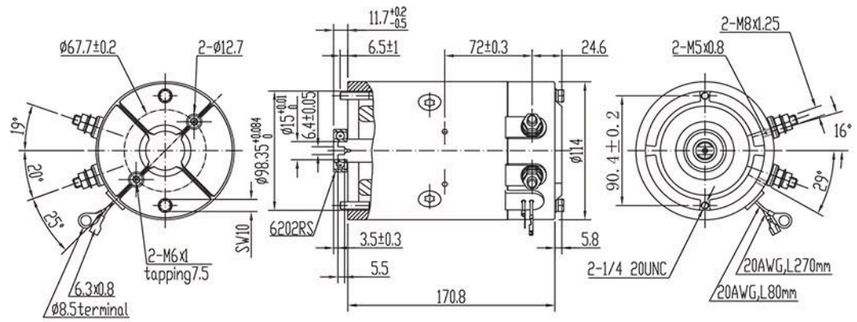

电机图片

接线图

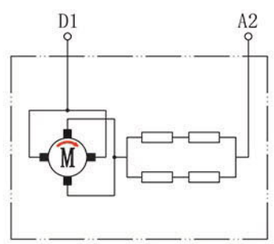

性能曲线

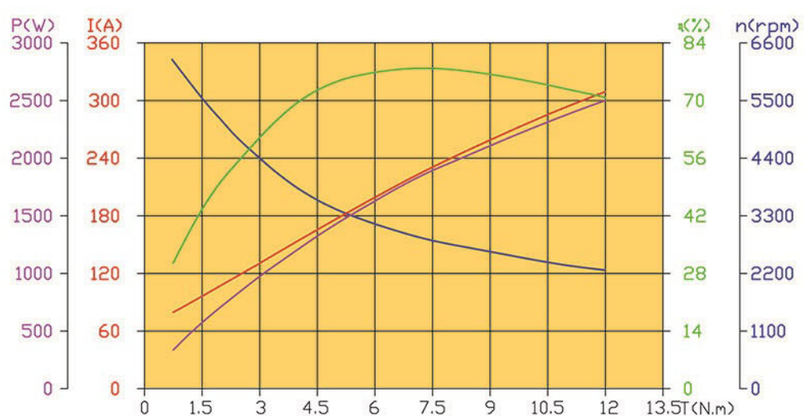

①	Z	D	0	3	4	-	L	W	0	4	-	X	X
	A						B					C	

直流电机

技术数据	电机型号			适用范围						
	ZD034-LW04-XX			车用动力单元、举升机、登高车、专用设备						
	额定电压 (V)	功率 (W)	额定电流 (A)	额定扭矩 (N.m)	工作制 S2min-S3%	绝缘等级	防水等级	齿 数	转 向	重量(kg)
	12	2000	235	8	2min-8%ED	F	IP54	1	CW	6.9

电机外形图

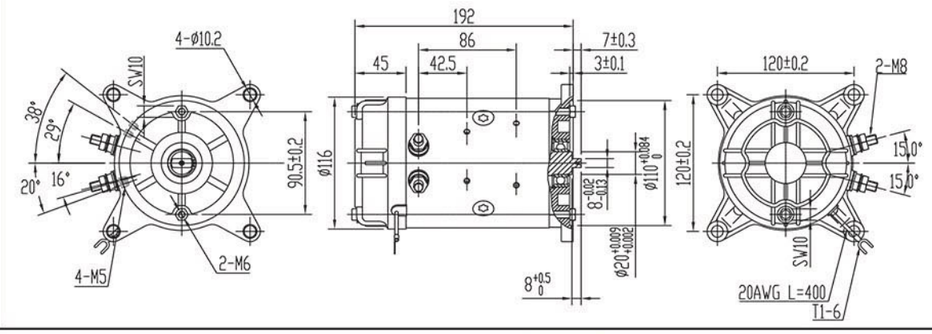

电机图片

接线图

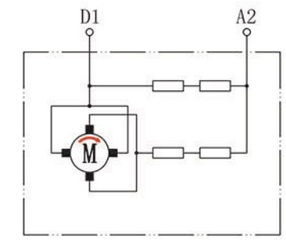

性能曲线

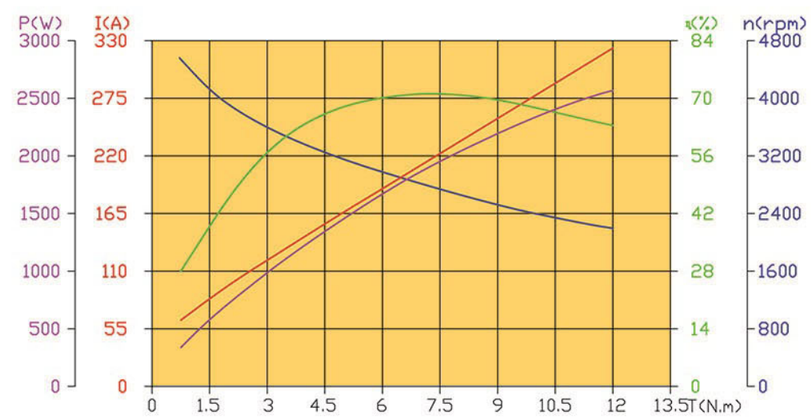

直流电机

技术数据	电机型号			适用范围						
	ZD048-0W04-XX			车用动力单元、举升机、登高车、专用设备						
	额定电压 (V)	功率 (W)	额定电流 (A)	额定扭矩 (N.m)	工作制 S2min-S3%	绝缘等级	防水等级	齿 数	转 向	重量(kg)
	12	1600	200	6	2min-7%ED	F	IP54	2	CW	7.0

电机外形图

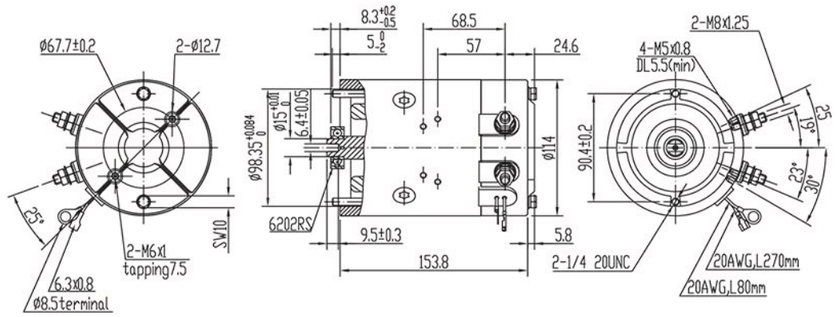

电机图片

接线图

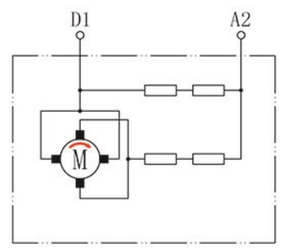

性能曲线

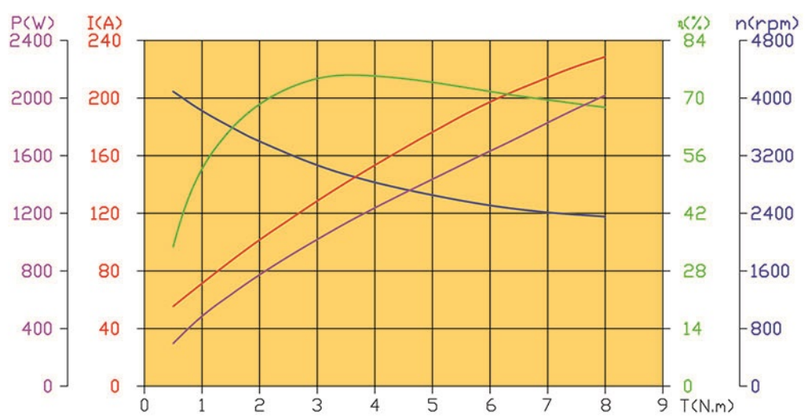

直流电机

技术数据	电机型号			适用范围						
	ZD035-0W04-XX			车用动力单元、举升机、登高车、专用设备						
	额定电压 (V)	功率 (W)	额定电流 (A)	额定扭矩 (N.m)	工作制 S2min-S3%	绝缘等级	防水等级	齿 数	转 向	重量(kg)
	24	2200	125	8	2min-7%ED	F	IP54	2	CW	7.0

电机外形图

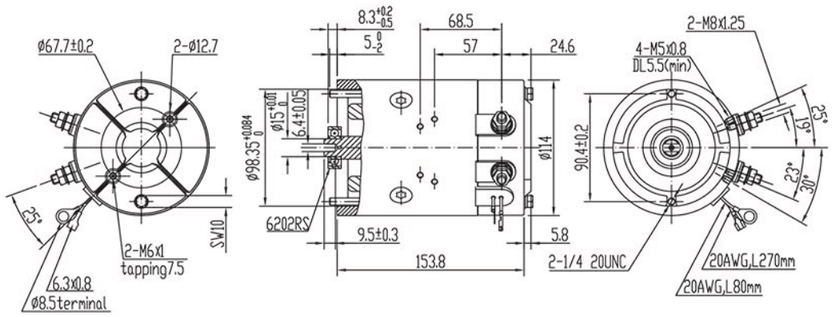

电机图片

接线图

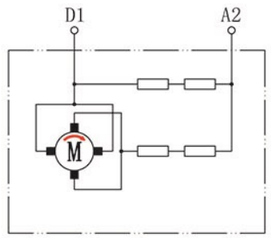

性能曲线

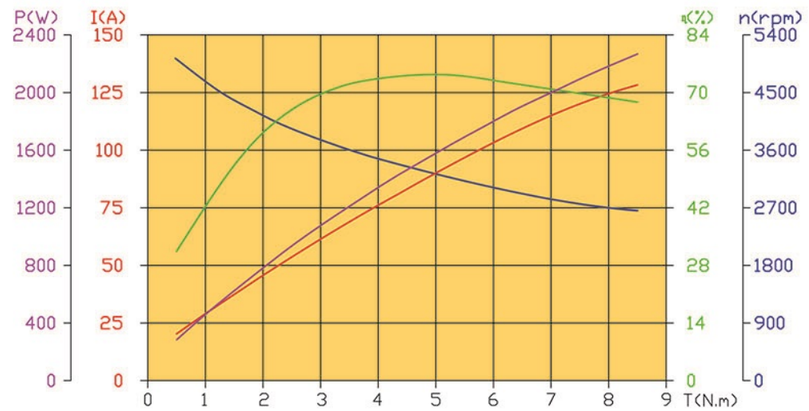

直流电机

技术数据	电机型号			适用范围						
	ZD036-0WT4-XX			车用动力单元、举升机、登高车、专用设备						
	额定电压 (V)	功率 (W)	额定电流 (A)	额定扭矩 (N.m)	工作制 S2min-S3%	绝缘等级	防水等级	齿 数	转 向	重量(kg)
	12	1600	205	6	2min-7%ED	F	IP54	2	CCW	6.9

电机外形图

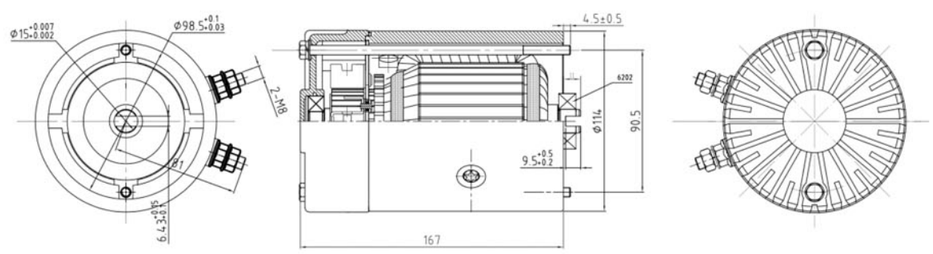

电机图片

接线图

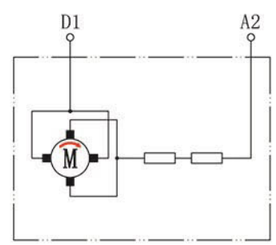

性能曲线

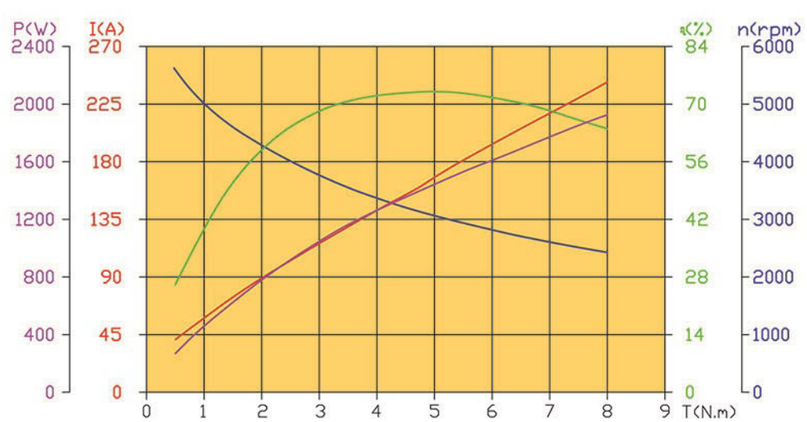

直流电机

技术数据	电机型号			适用范围						
	ZD036-HW04-XX			车用动力单元、举升机、登高车、专用设备						
	额定电压 (V)	功率 (W)	额定电流 (A)	额定扭矩 (N.m)	工作制 S2min-S3%	绝缘等级	防水等级	齿 数	转 向	重量(kg)
	12	1600	205	6	2min-7%ED	F	IP54	2	CW	7.1

电机外形图

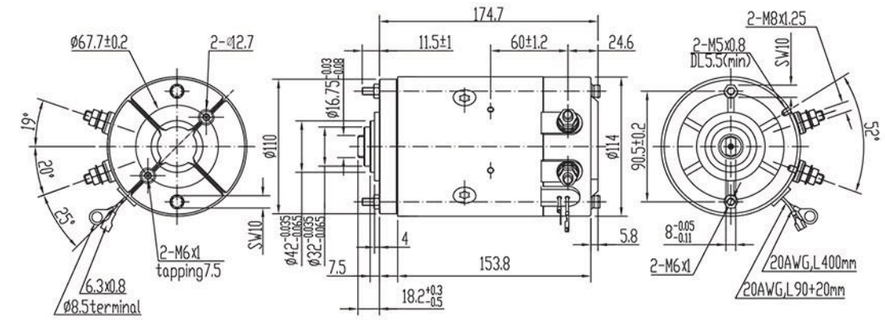

电机图片

接线图

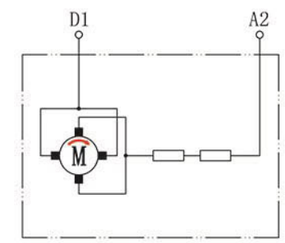

性能曲线

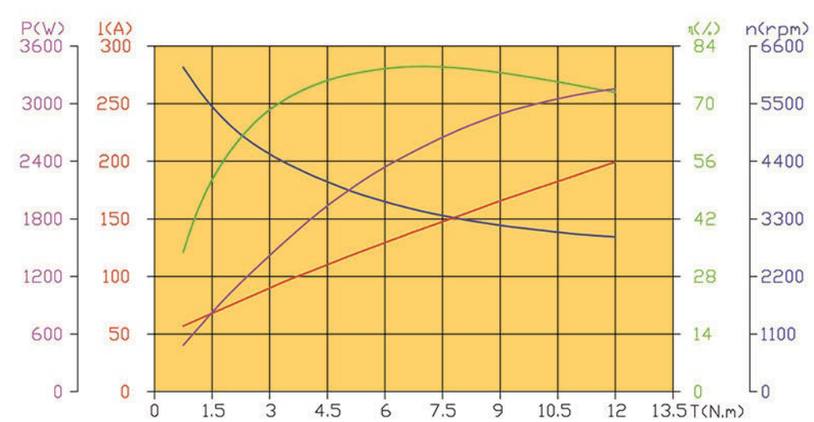

① Z D 0 3 5 - H W 0 4 - X X
A B C

直流电机

技术数据	电机型号			适用范围						
	ZD035-HW04-XX			车用动力单元、举升机、登高车、专用设备						
	额定电压 (V)	功率 (W)	额定电流 (A)	额定扭矩 (N.m)	工作制 S2min-S3%	绝缘等级	防水等级	齿 数	转 向	重量(kg)
	24	2200	125	8	2min-7%ED	F	IP54	2	CW	7.2

电机外形图

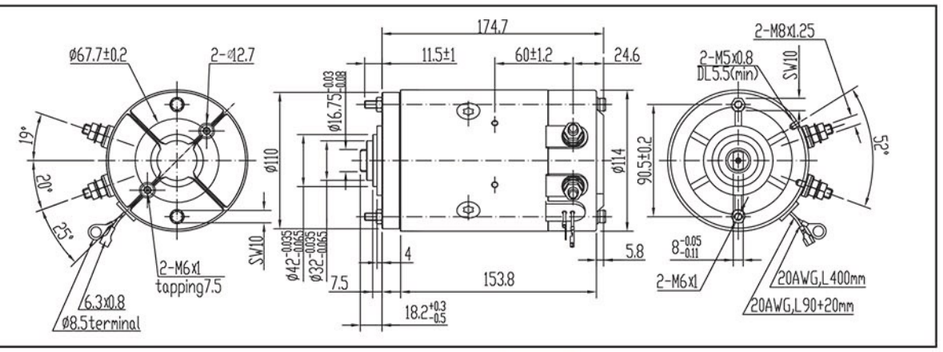

电机图片

接线图

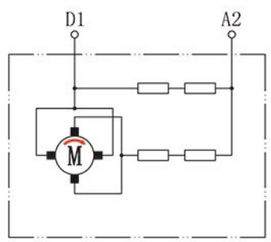

性能曲线

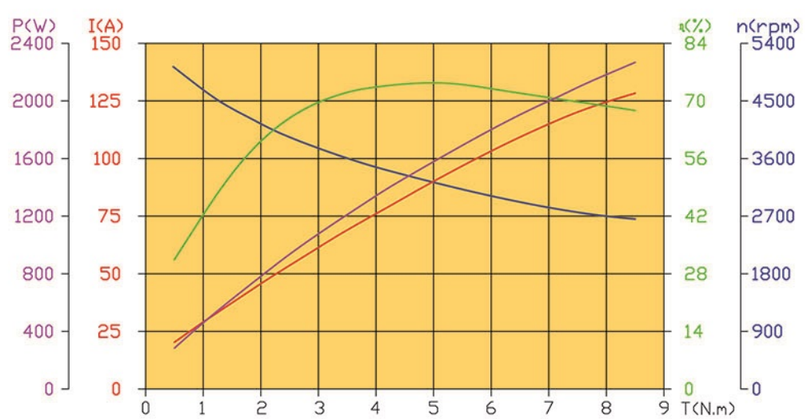

① Z D 0 3 3 - 0 W T 4 - X X
A B C

直流电机

技术数据	电机型号			适用范围						
	ZD033-0WT4-XX			车用动力单元、举升机、登高车、专用设备						
	额定电压 (V)	功率 (W)	额定电流 (A)	额定扭矩 (N.m)	工作制 S2min-S3%	绝缘等级	防水等级	齿 数	转 向	重量(kg)
	12	2200	260	9	8min-10%ED	F	IP54	2	CCW	8.2

电机外形图

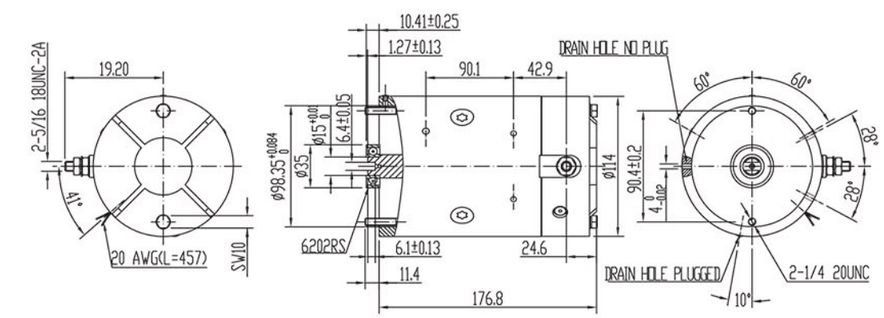

电机图片

接线图

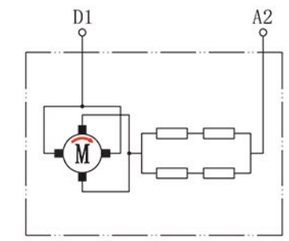

性能曲线

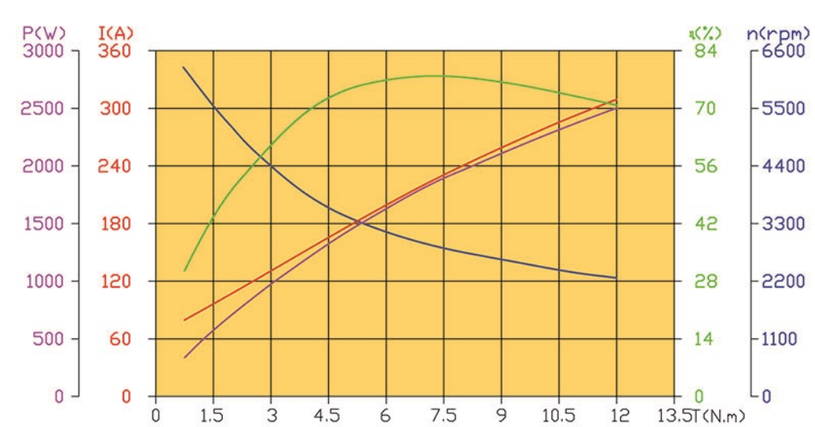

直流电机

技术数据	电机型号			适用范围						
	ZD091-0WT4-XX			车用动力单元、举升机、登高车、专用设备						
	额定电压 (V)	功率 (W)	额定电流 (A)	额定扭矩 (N.m)	工作制 S2min-S3%	绝缘等级	防水等级	齿 数	转 向	重量(kg)
	24	2200	125	8	3.5min-13%ED	F	IP54	2	CCW	7.0

电机外形图

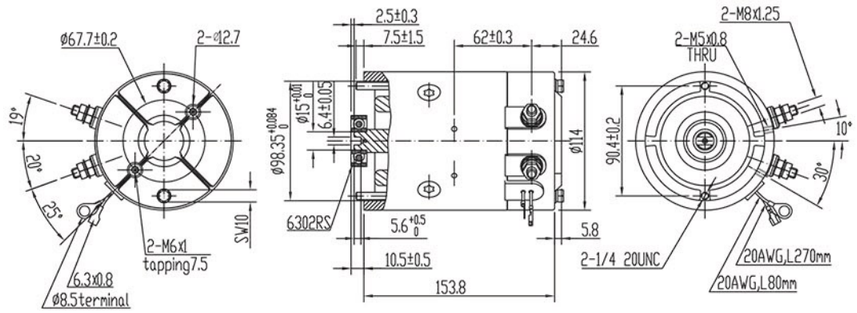

电机图片

接线图

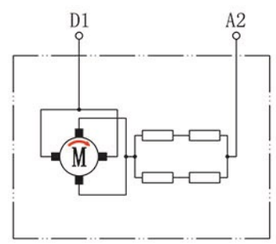

性能曲线

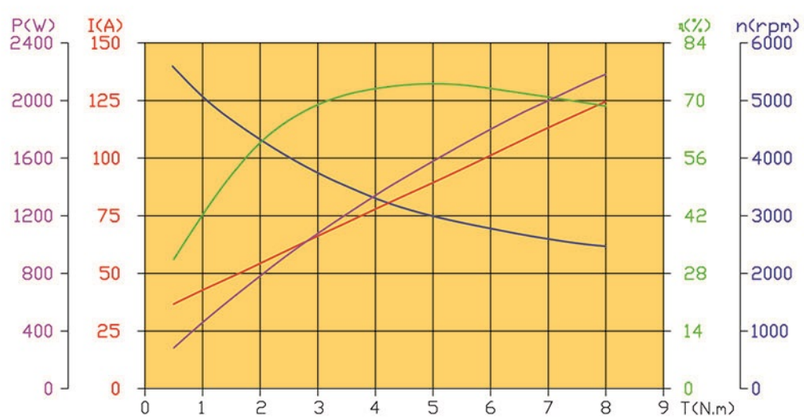

直流电机

技术数据	电机型号			适用范围						
	ZD092-HW04-XX			车用动力单元、举升机、登高车、专用设备						
	额定电压 (V)	功率 (W)	额定电流 (A)	额定扭矩 (N.m)	工作制 S2min-S3%	绝缘等级	防水等级	齿 数	转 向	重量(kg)
	24	2500	165	10	2min-8%ED	F	IP54	1	CW	7.2

电机外形图

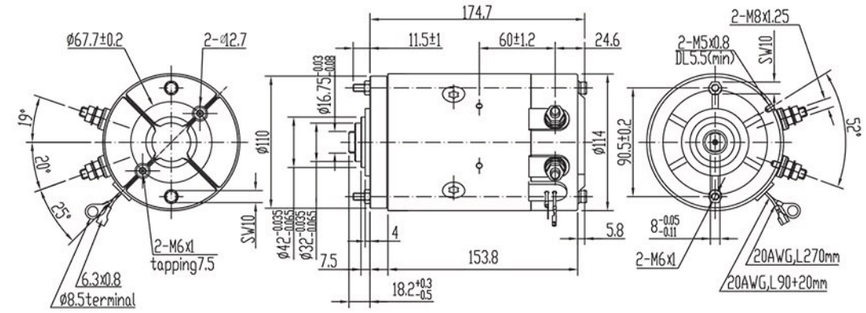

电机图片

接线图

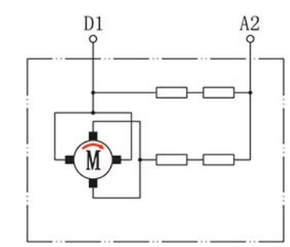

性能曲线

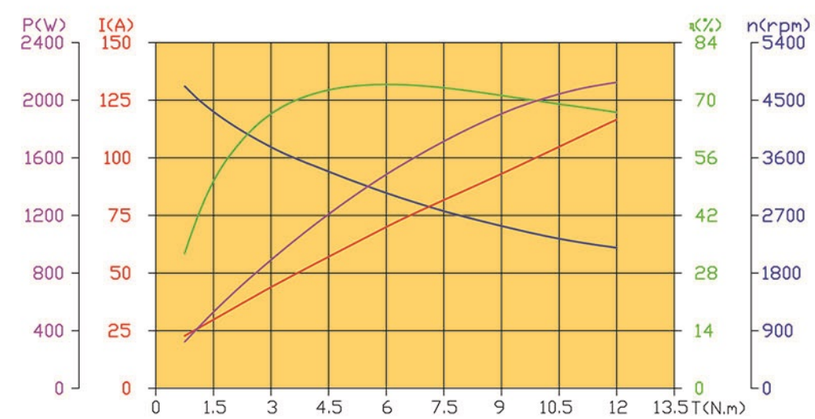

直流电机

技术数据	电机型号			适用范围						
	ZD055-0W04-XX			车用动力单元、举升机、登高车、专用设备						
	额定电压 (V)	功率 (W)	额定电流 (A)	额定扭矩 (N.m)	工作制 S2min-S3%	绝缘等级	防水等级	齿 数	转 向	重量(kg)
	12	1300	210	4.9	1.2min-4.5%ED	F	IP54	2	CW	5.4

电机外形图

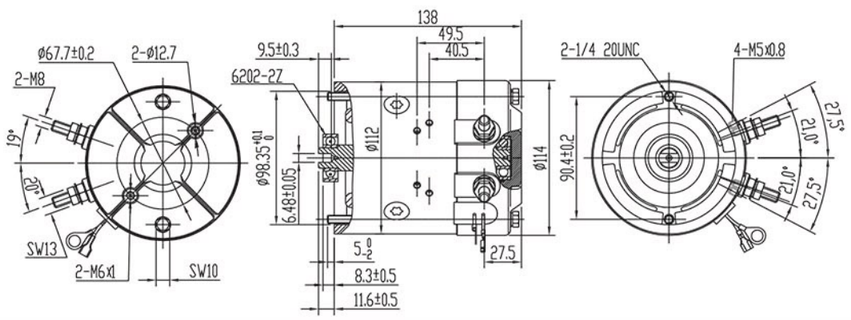

电机图片

接线图

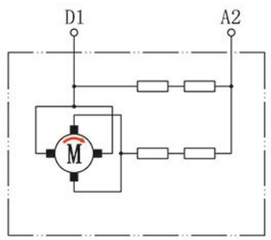

性能曲线

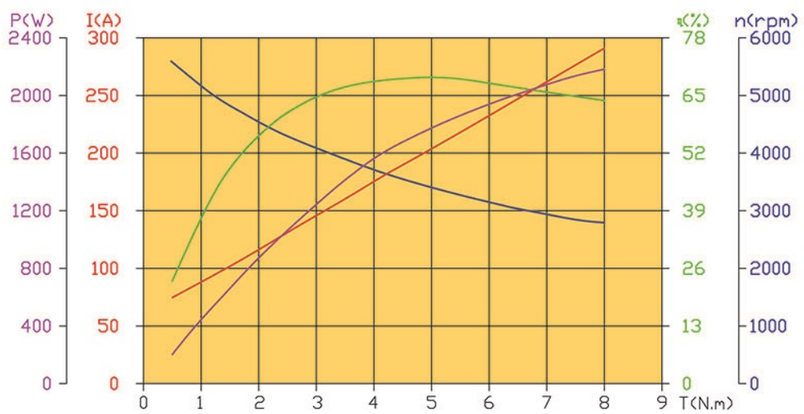

直流电机

技术数据	电机型号			适用范围						
	ZD054-E004-XX			车用动力单元、举升机、登高车、专用设备						
	额定电压 (V)	功率 (W)	额定电流 (A)	额定扭矩 (N.m)	工作制 S2min-S3%	绝缘等级	防水等级	齿 数	转 向	重量(kg)
	24	1200	90	3.0	1.2min-4.5%ED	F	IP54	9	CW	5.1

电机外形图

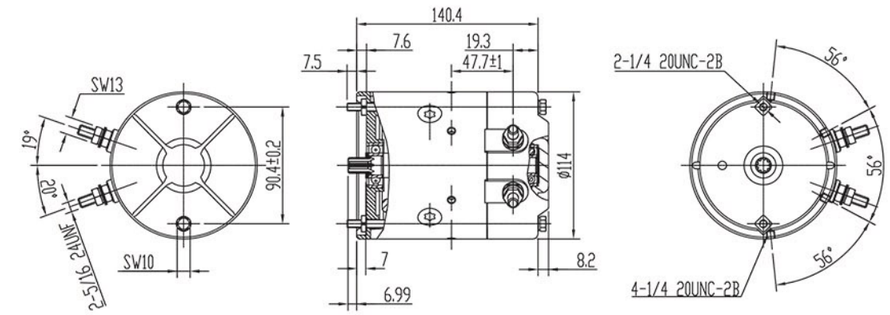

电机图片

接线图

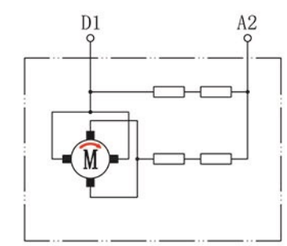

性能曲线

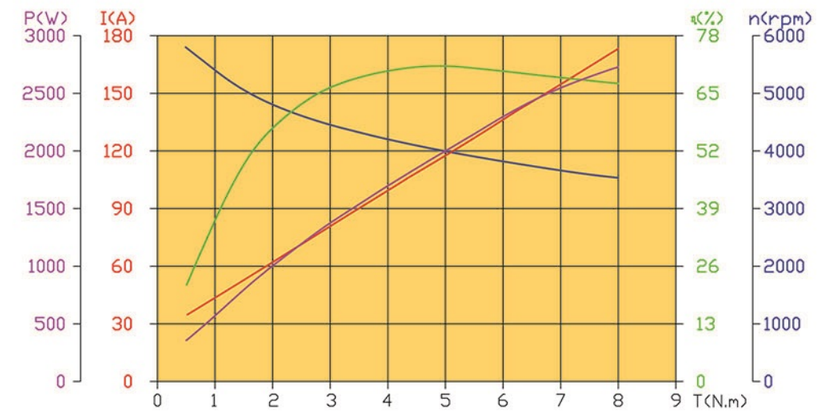

①	Z	D	0	8	5	-	0	W	0	4	-	X	X
	A						B					C	

直流电机

技术数据	电机型号			适用范围						
	ZD085-0W04-XX			车用动力单元、举升机、登高车、专用设备						
	额定电压 (V)	功率 (W)	额定电流 (A)	额定扭矩 (N.m)	工作制 S2min-S3%	绝缘等级	防水等级	齿 数	转 向	重量(kg)
	24	2800	165	9	5min-13%ED	F	IP54	2	CW	9.2

电机外形图

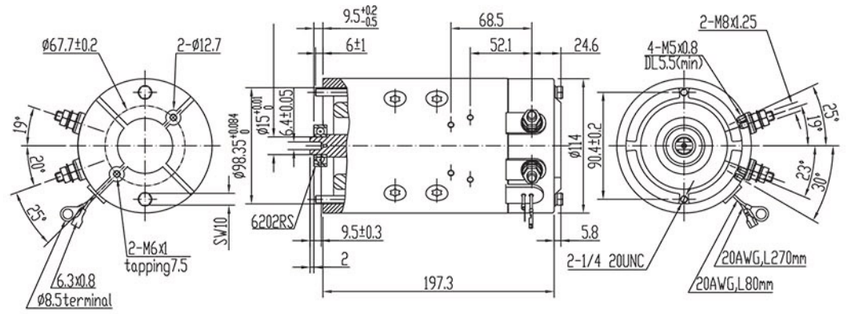

电机图片

接线图

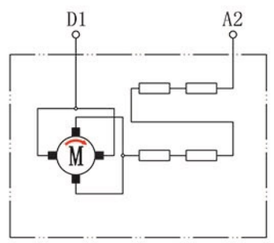

性能曲线

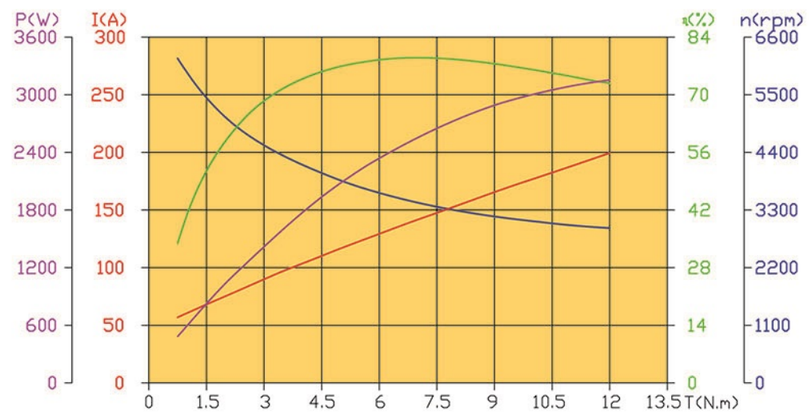

①	Z	D	0	9	6	-	V	0	0	4	-	X	X
	A						B					C	

直流电机

技术数据	电机型号			适用范围						
	ZD096-V004-XX			车用动力单元、举升机、登高车、专用设备						
	额定电压 (V)	功率 (W)	额定电流 (A)	额定扭矩 (N.m)	工作制 S2min-S3%	绝缘等级	防水等级	齿 数	转 向	重量(kg)
	24	2500	160	12	2min-8%ED	F	IP54	2	CW	9.0

电机外形图

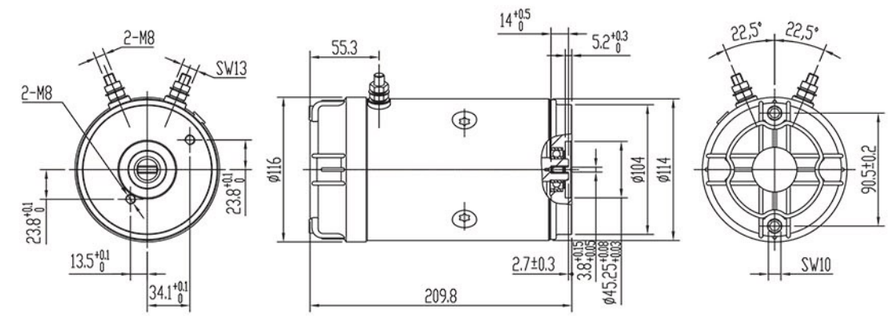

电机图片

接线图

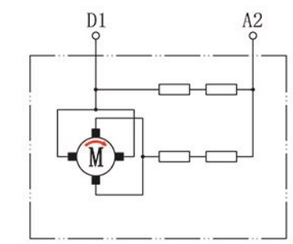

性能曲线

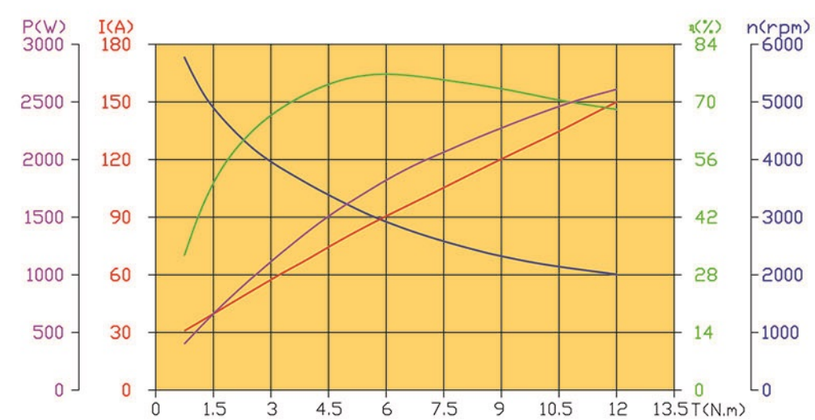

① Z D 0 1 0 - E 0 0 4 - X X
A B C

直流电机

技术数据	电机型号			适用范围						
	ZD010-E004-XX			车用动力单元、举升机、登高车、专用设备						
	额定电压 (V)	功率 (W)	额定电流 (A)	额定扭矩 (N.m)	工作制 S2min-S3%	绝缘等级	防水等级	齿 数	转 向	重量(kg)
	48	2000	75	8	2min-7%ED	F	IP54	9	CW	7.0

电机外形图

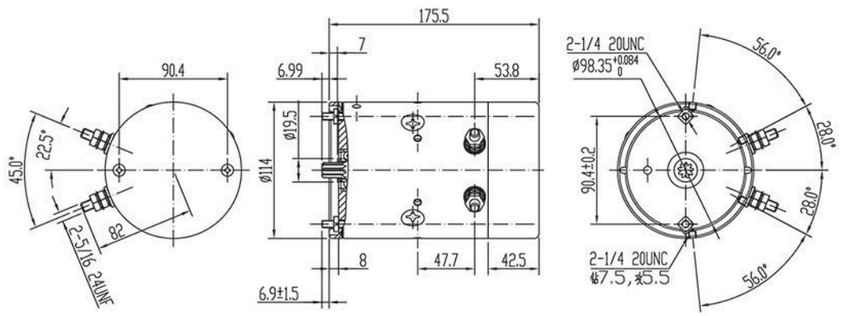

电机图片

接线图

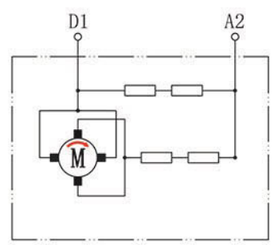

性能曲线

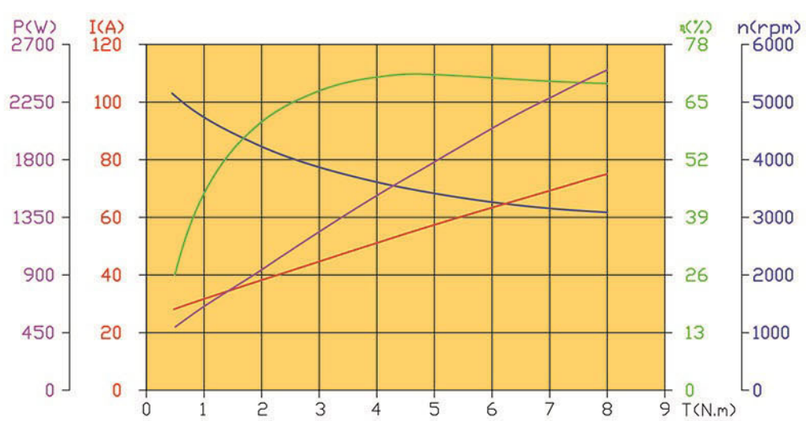

注：可以装配温控器。

① Z D 0 1 2 - L W 0 4 - X X
A B C

直流电机

技术数据	电机型号			适用范围						
	ZD012-LW004-XX			车用动力单元、举升机、登高车、专用设备						
	额定电压 (V)	功率 (W)	额定电流 (A)	额定扭矩 (N.m)	工作制 S2min-S3%	绝缘等级	防水等级	齿 数	转 向	重量(kg)
	72	2000	50	7	2min-8%ED	F	IP54	1	CW	7.5

电机外形图

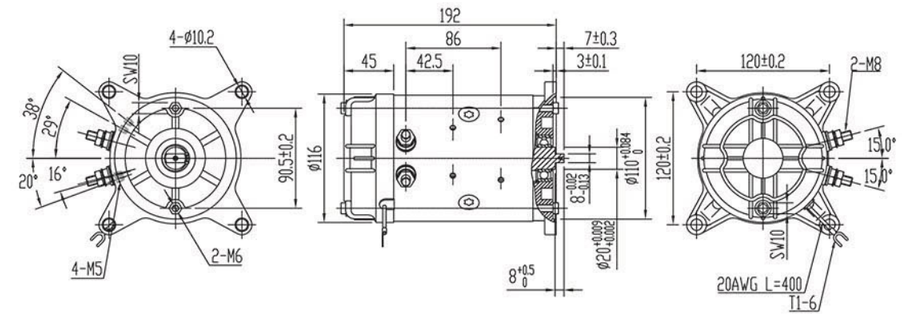

电机图片

接线图

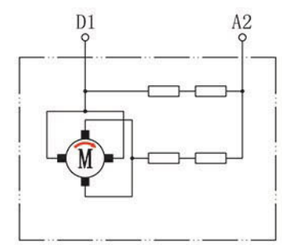

性能曲线

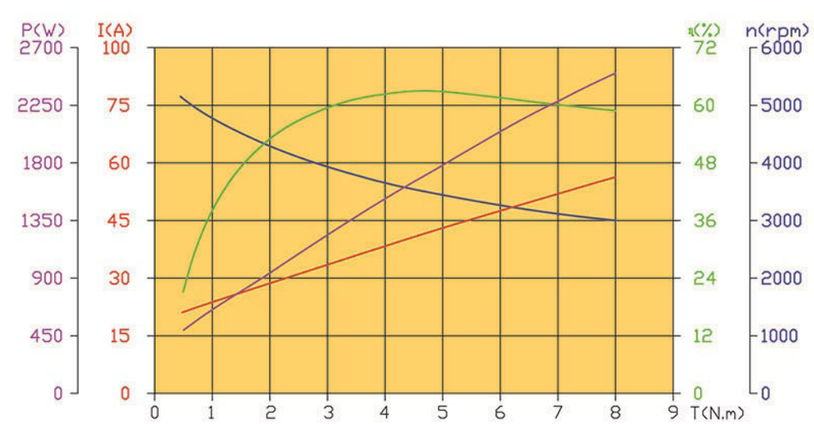

①	Z	D	0	4	4	-	0	0	2	4	-	X	X
	A						B					C	

直流电机

技术数据	电机型号			适用范围						
	ZD044-0024-XX			小型叉车行走电机						
	额定电压 (V)	功率 (W)	额定电流 (A)	额定扭矩 (N.m)	工作制 S2min-S3%	绝缘等级	防水等级	齿 数	转 向	重量(kg)
	24	800	45	3.3	30min	F	IP54	/	CW/CCW	8.5

电机外形图

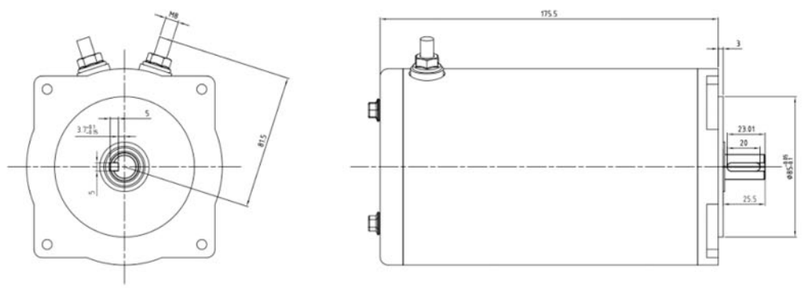

电机图片

接线图

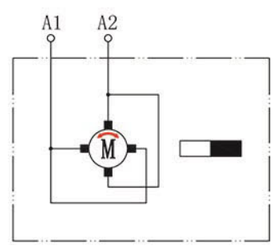

性能曲线

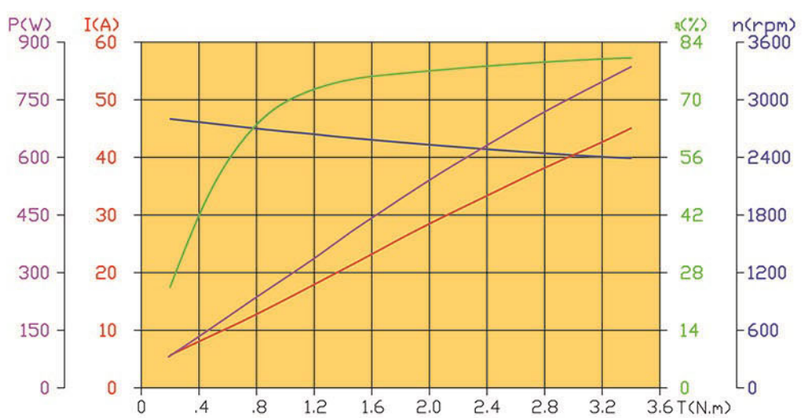

①	Z	D	0	4	4	-	0	0	2	4	-	X	B
	A						B					C	

直流电机

技术数据	电机型号			适用范围						
	ZD044-0024-XB			小型叉车行走电机						
	额定电压 (V)	功率 (W)	额定电流 (A)	额定扭矩 (N.m)	工作制 S2min-S3%	绝缘等级	防水等级	齿 数	转 向	重量(kg)
	24	800	45	3.3	30min	F	IP54	/	CW/CCW	8.5

电机外形图

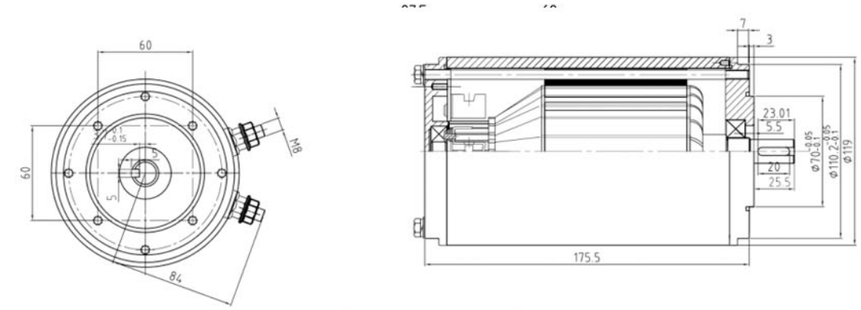

电机图片

接线图

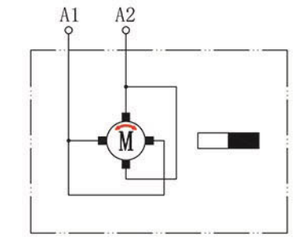

性能曲线

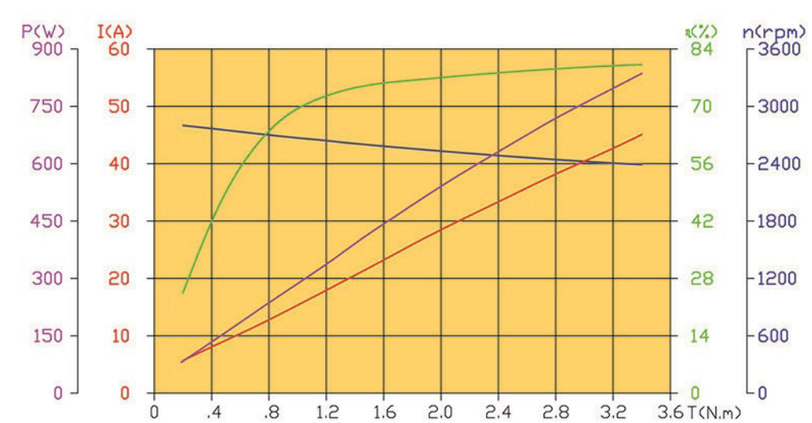

直流电机

技术数据	电机型号			适用范围						
	ZD032-M004-XX			车用动力单元、举升机、登高车、专用设备						
	额定电压 (V)	功率 (W)	额定电流 (A)	额定扭矩 (N.m)	工作制 S2min-S3%	绝缘等级	防水等级	齿 数	转 向	重量(kg)
	24	3000	180	10	3min-10%ED	F	IP12	9	CW	10.5

电机外形图

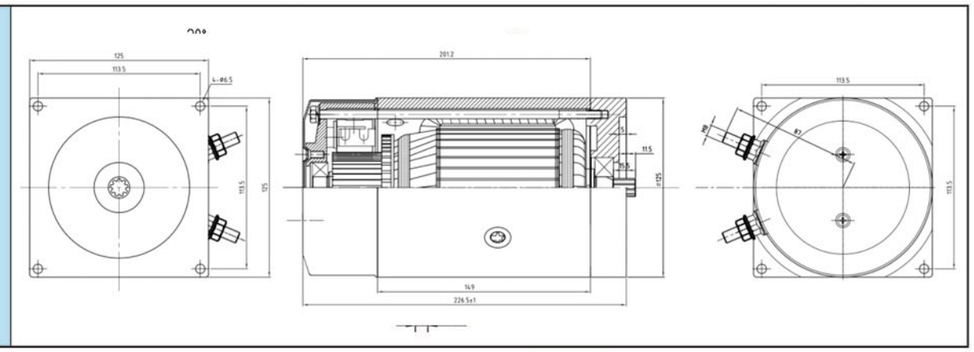

电机图片

接线图

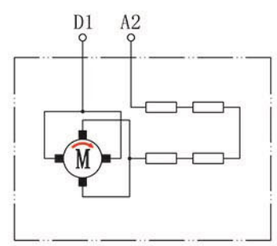

性能曲线

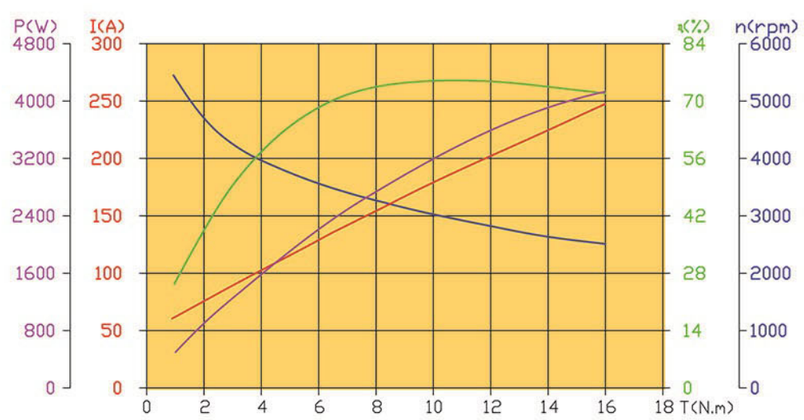

直流电机

技术数据	电机型号			适用范围						
	ZD041-I004-XX			车用动力单元、举升机、登高车、专用设备						
	额定电压 (V)	功率 (W)	额定电流 (A)	额定扭矩 (N.m)	工作制 S2min-S3%	绝缘等级	防水等级	齿 数	转 向	重量(kg)
	12	3000	250	6	10min-15%ED	F	IP12	2	CW	11.6

电机外形图

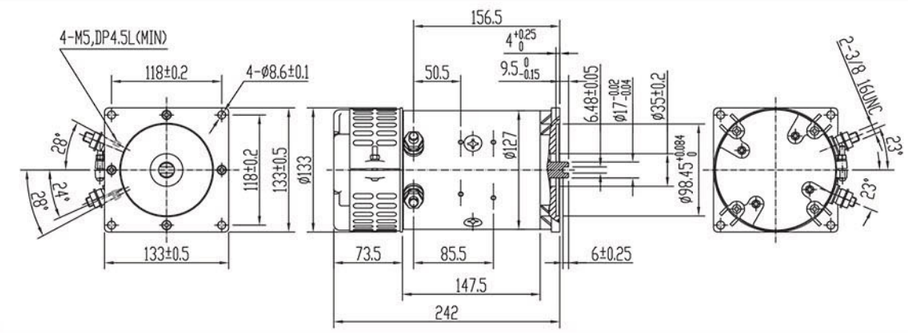

电机图片

接线图

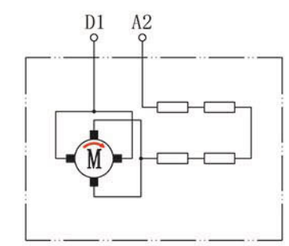

性能曲线

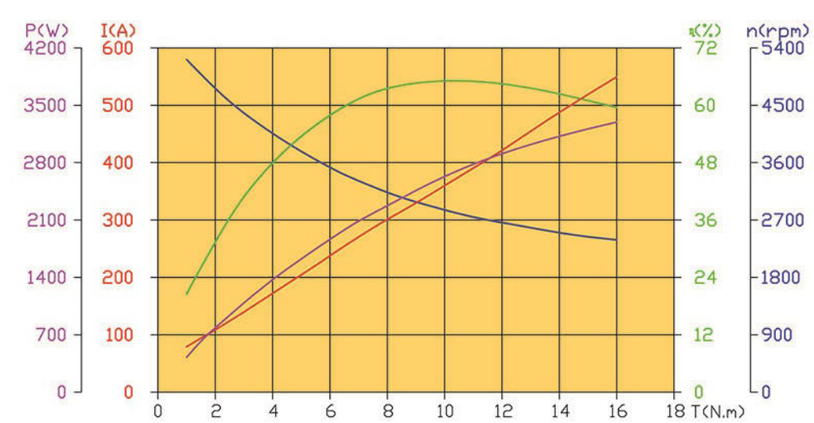

直流电机

技术数据	电机型号			适用范围						
	ZD084-0004-XX			车用动力单元、举升机、登高车、专用设备						
	额定电压 (V)	功率 (W)	额定电流 (A)	额定扭矩 (N.m)	工作制 S2min-S3%	绝缘等级	防水等级	齿 数	转 向	重量(kg)
	24	3000	165	10	6min-11%ED	F	IP43	1	CW	12

电机外形图

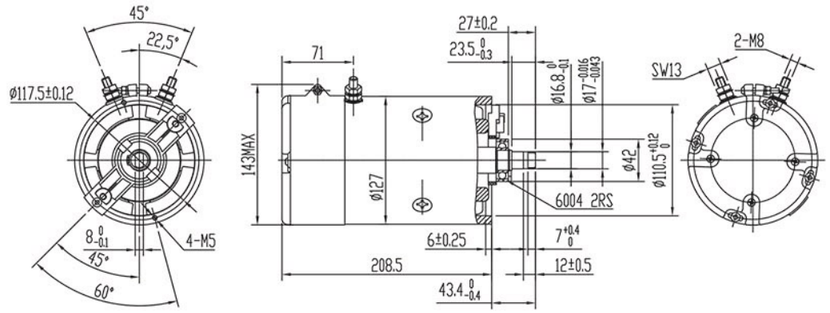

电机图片

接线图

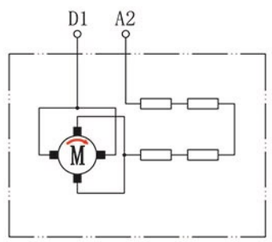

性能曲线

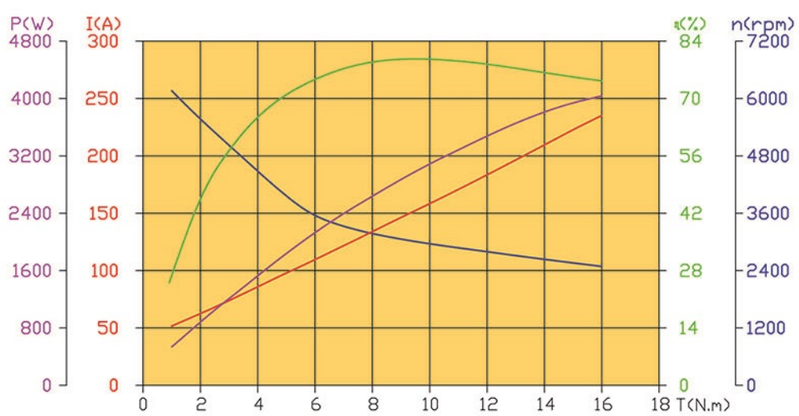

直流电机

技术数据	电机型号			适用范围						
	ZD086-F004-XX			车用动力单元、举升机、登高车、专用设备						
	额定电压 (V)	功率 (W)	额定电流 (A)	额定扭矩 (N.m)	工作制 S2min-S3%	绝缘等级	防水等级	齿 数	转 向	重量(kg)
	24	3000	160	10	5min-9%ED	F	IP53	2	CW	12

电机外形图

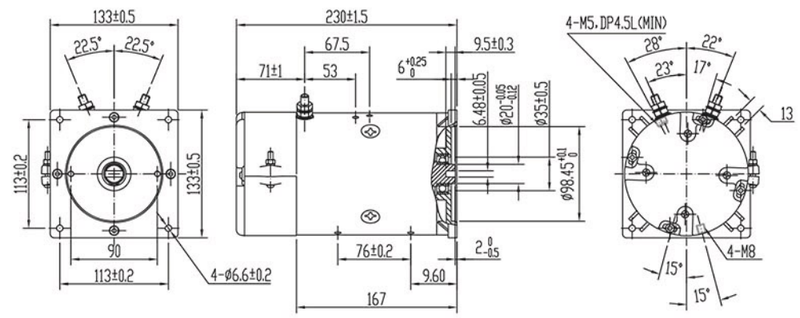

电机图片

接线图

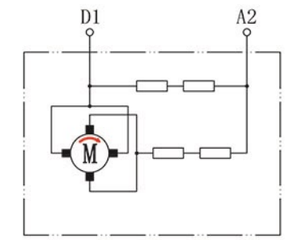

性能曲线

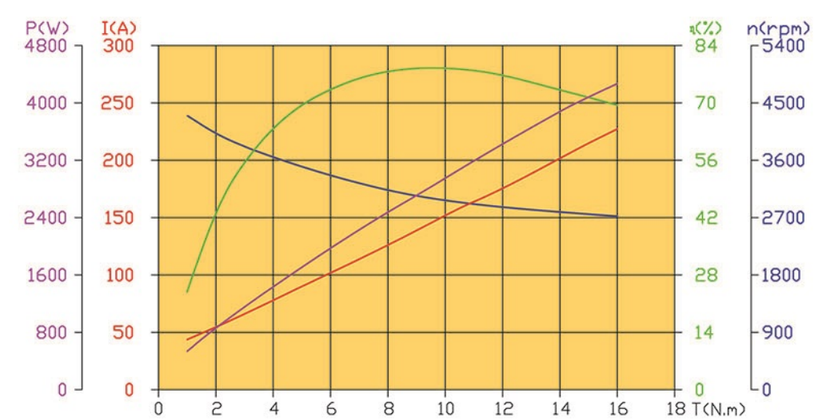

① Z D 0 0 2 - N 0 0 4 - X X
A B C

直流电机

技术数据	电机型号			适用范围						
	ZD002-N004-XX			车用动力单元、举升机、登高车、专用设备						
	额定电压 (V)	功率 (W)	额定电流 (A)	额定扭矩 (N.m)	工作制 S2min-S3%	绝缘等级	防水等级	齿 数	转 向	重量(kg)
	24	4000	220	14	13min-28%ED	F	IP12	9	CW	15

电机外形图

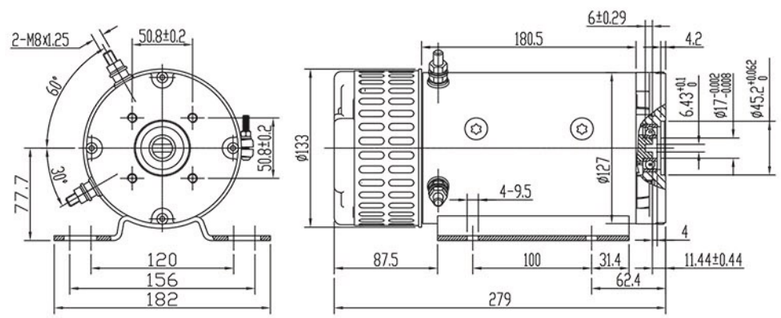

电机图片

接线图

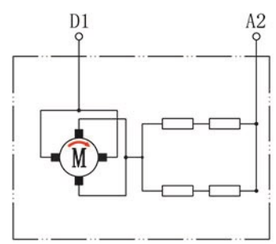

性能曲线

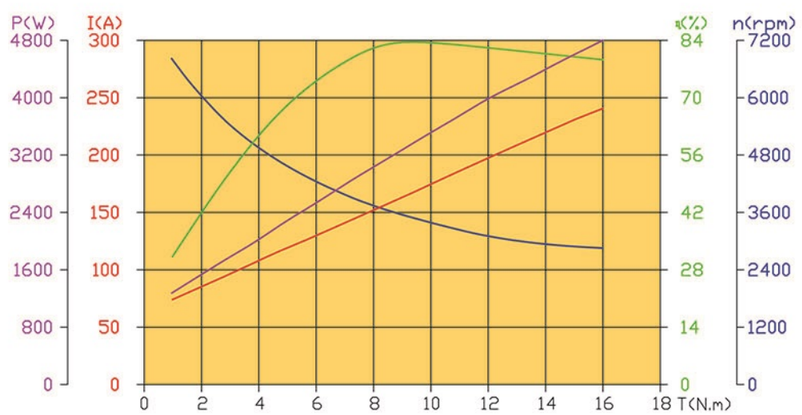

① D C K G - 0 1
A B

电磁开关

技术数据	电磁开关型号			适用范围					
	DCKG-01			ZD03、ZD008、ZD029 、ZD010 、ZD012 、ZD025 、ZD036 、ZD035 、ZD048					
	额定电压 (V)	吸合电压 (V)	释放电压 (V)	线圈阻抗电阻 (Ω)	负载电流 (A)	大螺柱 (in)	小螺柱 (in)	使用寿命 (次)	使用环境温度 (℃)
	12	7.5	3.5	13.5	150/250	5/16-32UNF	10#-24UNF	100000	-20℃-82℃
	24	16	7	48	150/250	5/16-32UNF	10#-24UNF	60000	-20℃-82℃
	36	24	10.4	105	150/250	5/16-32UNF	10#-24UNF	60000	-20℃-82℃
	48	32	13.9	195	150/250	5/16-32UNF	10#-24UNF	60000	-20℃-82℃

轮廓尺寸

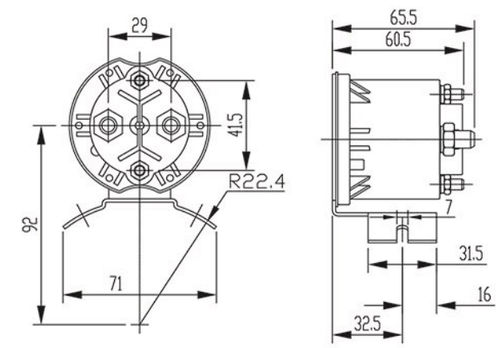

技术数据	电磁开关型号			适用范围					
	DCKG-02			ZD04、ZD005、ZD006 、ZD007 、ZD023 、ZD024 、ZD026 、ZD027					
	额定电压 (V)	吸合电压 (V)	释放电压 (V)	线圈阻抗电阻 (Ω)	负载电流 (A)	大螺柱 (in)	小螺柱 (in)	使用寿命 (次)	使用环境温度 (℃)
	12	6	2.3	7.1	150/250	5/16-32UNF	10#-24UNF	100000	-20℃-82℃
	24	12	4.6	28.4	150/250	5/16-32UNF	10#-24UNF	60000	-20℃-82℃
	36	25	8	130	150/250	5/16-32UNF	10#-24UNF	60000	-20℃-82℃

轮廓尺寸

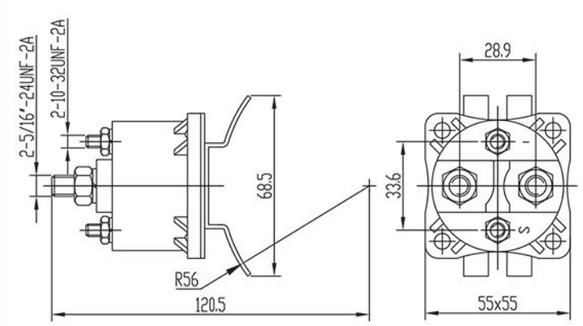

永磁同步电机

PERMANENT MAGNET SYNCHRONOUS MOTOR

产品介绍 / Product Description

概述 / Overview

为满足响应转速、调速范围宽、定位准确的应用要求，凭借结构精巧和优良的控制性能，永磁同步电机应运而生。永磁同步电机是转子安置永磁材料的三相永磁同步电动机与控制器组成的调速驱动系统，无极调速且多台驱动系统可同步运作，能够显著提高机器运转效率。

In order to meet the application requirements of responding rotating speed, wide speed regulating scopes and accurate positioning, the permanent-magnet synchronous motor was developed by relying on its exquisite structure and good control performance. The permanent-magnet synchronous motor is a speed-regulating driving system consisting of a three-phase permanent-magnet synchronous motor with rotors provided with permanent-magnet materials and a controller. Due to stepless speed regulation and synchronous operation of multiple driving systems, it can significantly improve the running efficiency of machinery.

特性 / Characteristics

- 结构精巧，体积、重量小，功率密度和转矩密度高。
- 效率高，高效区宽，节能。
- 转速和调速范围宽，调速精度高。
- 过载能力强，加速性能好，爬坡能力强。
- 防护等级高（IP67），产品耐用性和可靠性高。
- 安装接口与电动机性能可根据客户要求定做。
- 产品质量一致性好，噪声低，振动小，环境适应性高，寿命长。
- 能量回馈效率高（一般≮10-15%）

应用领域 / Scope of Application

大巴车 Bus

电动叉车 Electric Forklift

电动乘用车 Electric Passenger Vehicle

SUV

永磁同步电动机系列参数表

额定功率（KW）	3	4	5	7.5	10	12.5	15	20	25	40	60	80	100
电池电压（VDC）	48/60/72			72	72	72	180	320	320	340	389	540	
峰值功率（KW）	6	8	10	15	21	30	37	42	50	80	110	160	160
额定电流（A）	59/49	78.5/65	98/82	120	154	190	150	69	84	127	165	158	195
额定转矩（N.M）	9.5	12.7	15.9	23.8	23.8	26.5	34	53	5.7	127.3	550	695	867
峰值转矩（N.M）	24	32	40	60	105	140	130	190	190	318	1100	1400	1400
额定转速（R/MIN）	3000				4000	4500	4200	3600	4000	3000	1040	1100	1100
峰值转速（R/MIN）	6000				7000	6500	8000	9000	9000	6000	5000	2200	2200
工作制	S2:60MIN					S9							
绝缘等级	H												
冷却方式	自然冷却							水冷					
效率（100%负载）	85			87	89	92	93	93	93	93	94	95	
防护等级	IP56					IP66(IP67)				IP67			
适用车型	低速乘用车、物流车					高速乘用车、物流车、SUV				中巴车、物流车、大巴车			

交流异步电机
AC ASYNCHRONOUS MOTOR

产品介绍 / Product Description

概述 / Overview

XQY系列电动机是由交流异步电机与其配套的控制器组成的调速驱动系统，采用得普达专利设计理念和装配技术，具有高效节能、无级调速、过载能力强、维护成本低、功率密度高等特点，是一款广泛应用于各种电动车辆、交流低压电源供电的驱动系统。

The motor of the XQY series is a speed-regulating driving system consisting of an AC asynchronous motor and its ancillary controller and adopts the patent design philosophy and assembly techniques of Depuda.It features high efficiency, energy conservation, stepless speed regulation, strong overload capacity, low maintenance costs and high power density. It is a driving system widely used for various electric vehicles and AC low-voltage power supply.

特性 / Characteristics

- 无电刷及换向器，结构简单，维修方便，免维护，可靠性高。
- 起动转矩及输出转矩大，过载能力强，效率高，连续运行时间长。
- 功率密度大，恒功率调速范围宽，运行高效区宽。
- 防护等级可达IP56或IP67，绝缘等级H级。
- 配置性能可靠的速度传感器和温度传感器，可实现对速度精准控制和过热保护。
- 安装接口与电动机性能可根据客户要求定做。
- 产品质量一致性好，噪声低，振动小，环境适应性高，寿命长。
- 能量回馈效率高（一般≮10-15%）

应用领域 / Scope of Application

低速乘用车 Low-speed Passenger Vehicle

高尔夫球车 Golf cart

电动叉车 Electric Forklift

物流车 Logistics Vehicle

交流异步电机系列参数表

额定功率（KW）	3	4	5	6	7.5	10	13	15	15	20	25	30
电池电压（VDC）	48/60/72	48/60/72	48/60/72	72	72/96			108	96/144	96/144	312	96/144
峰值功率（KW）	7.5	10	12.5	15	18.7	25	32.5	31	28	40	45	60
额定电流（A）	78/59/52	98/78/65	123/98/82	98	118/89	154/116	200/150	154	174/116	231/154	92	347/231
额定转矩（N.M）	19/9.5	25.5/12.74	31.8/26.5/15.9	15.9	23.9	53	41.4	65.1	47.8/39.8	63.7	57.4	95.5
峰值转矩（N.M）	66.5/38	89.3/51	95.4/78.5/71.5	63.7	95.2	159	144.9	106.3	168/139	223	160	334.2
额定转速（R/MIN）	1500/3000	1500/3000	1500/1800/3000	3600	3000	1800	3000	2200	3000/3600	3000	4160	3000
峰值转速（R/MIN）	4500/6000	4500/6000	4500/6000	6000	6000	5400	6000	7500	6000	6000	6800	6000
工作制	S2:60MIN							S9				
绝缘等级	H											
冷却方式	自然冷却											水冷
效率（100%负载）	85	85	85	85	88	90	90		90	90	90	90
防护等级	IP54						IP67					
适用车型	低速电动乘用车、物流车							高速电动乘用车、物流车				中巴、物流车

Exploded Diagram of Ac Motor



NEMA MOTORS

AGRICULTURAL FAN MOTORS

FEATURES

- Variable, single, or two speed operation
- PSC design has no mechanical switches
- Upgraded gasketing
- Low running amps and high power factor
- Precision balanced rotor

HP	RPM	FRAME	REF. NO.	VOLTAGE	230V FLA	OVER LOAD	INS. CLASS	S.F	ENCL.	DUTY	WGT LB/KG
.25	1625	48	N48BE25Y18D10AA	115/230	1.5	AUTO	F	1.0	TENV	AIROVER	19/8.6
	1075	48	N48BE25Y12D10AA51	115/230	1.2	AUTO	F	1.0	TENV	AIROVER	21/9.5
.33	1625	48	N48BE33Y18D10AA	115/230	1.8	AUTO	F	1.0	TENV	AIROVER	22/10.0
	1075	48	N48BE33Y12D10AA	115/230	1.5	AUTO	F	1.0	TENV	AIROVER	21/9.5
.50	1625	48	N48BE05Y18D10AA21	115/230	2.5	AUTO	F	1.0	TENV	AIROVER	29/13.2
	1060	48	N48BE05Y12D10AA22	115/230	2.5	AUTO	F	1.0	TENV	AIROVER	26/11.8
	850	48Z	N48RE05Y90D10AA	115/230	3.0	AUTO	F	1.0	TENV	AIROVER	24/10.9
.75	1060	56HZ	N56HE75Y18D10AA	115/230	3.6	AUTO	F	1.0	TENV	AIROVER	36/16.3
1.0	850	56CZ	N56C10Y90H10AA	230	4.6	AUTO	F	1.0	TENV	AIROVER	45/20.4
		56	N56H10Y90H10AA	230	4.6	AUTO	F	1.0	TENV	AIROVER	45/20.4

AGRICULTURAL FAN MOTORS - TEAO - PSC High Performance

FEATURES

- Benchmark variable speed performance - OEM replacement
- Water-tight compartment houses wiring, auto thermal, and capacitor
- Locked, double sealed bearings for all angle mounting
- Precision balanced rotor
- Oil seal in drive end

HP	RPM	FRAME	REF. NO.	VOLTAGE	230V FLA	OVER LOAD	INS. CLASS	S.F	ENCL.	DUTY	WGT LB/KG
.25	1625	48	N48BE25Y18D10AA	115/230	1.3	AUTO	F	1.0	TENV	AIROVER	18/8.2
	1625	48	N48E25Y18D10AA	115/230	1.3	AUTO	F	1.0	TENV	AIROVER	18/8.2
	1625	48	N48P25Y18D10AA41	115/230	1.3	AUTO	F	1.0	TENV	AIROVER	18/8.2
	1060	48	N48BE25Y12D10AA	115/230	1.3	AUTO	F	1.0	TENV	AIROVER	21/9.5
.33	1625	48	N48BE33Y18D10AA	115/230	1.8	AUTO	F	1.0	TENV	AIROVER	19/8.6
	1625	48	N48E33Y18D10AA	115/230	1.8	AUTO	F	1.0	TENV	AIROVER	19/8.6
	1625	48	N48P33Y18D10AA41	115/230	1.8	AUTO	F	1.0	TENV	AIROVER	19/8.6
	1075	48	N48BE33Y12D10AA21	115/230	1.9	AUTO	F	1.0	TENV	AIROVER	22/10.0
.50	1625	48	N48BE05Y18D10AA	115/230	2.6	AUTO	F	1.0	TENV	AIROVER	22/10.0
	1625	48	N48E05Y18D10AA	115/230	2.6	AUTO	F	1.0	TENV	AIROVER	22/10.0
	1625	48	N48P05Y18D10AA42	115/230	2.6	AUTO	F	1.0	TENV	AIROVER	22/10.0
	1060	48	N48BE05Y12D10AA	115/230	2.8	AUTO	F	1.0	TENV	AIROVER	25/11.4
Mounting arms (each)			7 inch armfor 3 bracket models								
Mounting arms (each)			12 inch armfor 3 bracket models								

AGRICULTURAL FAN - BELT DRIVE Totally Enclosed - Air Over - Rigid Base

FEATURES

- High Efficiency
- "Legacy" heavy duty design
- Torq® centrifugal and stationary switches
- Upgraded gasketing
- Class F insulation

HP	RPM	FRAME	REF. NO.	VOLTAGE	230V FLA	OVER-LOAD	FL EFF %	S.F	ENCL.	DUTY	WGT LB/KG
.50	1800	56	N56B05L18D10AA	115/208-230	2.2	AUTO	80.6	1.0	TEAO	CONT.	28/12.7
.75	1800	56H	N56B75L18D10AA	115/208-230	3.4	AUTO	82.0	1.0	TEAO	CONT.	30/13.6
1	1800	56H	N56H10L18D10AA	115/208-230	4.3	AUTO	85.0	1.0	TEAO	CONT.	37/16.8
1.5	1800	56H	N56H15L18D10AA	115/208-230	6.8	AUTO	78.0	1.0	TEAO	CONT.	39/17.7
2	1800	143T	145TH20L18H10AA	230	9.5	AUTO	83.0	1.0	TEAO	CONT.	50/22.7

PEDESTAL FAN - Totally Enclosed - Air Over

FEATURES

- Variable, single, or two speed operation
- Switchless
- Precision balanced rotor
- Heavy gauge steel yoke
- Gasketed conduit box with NPT lead holes

HP	RPM	FRAME	REF. NO.	VOLTAGE	230V FLA	OVER-LOAD	INS. CLASS	S.F	ENCL.	DUTY	WGT LB/KG
.25	1650	48Y	N48PE25Y18D10AA	115/208-230	1.3	AUTO	F	1.0	TENV	AIROVER	17/7.7
.33	1650	48Y	N48PE33Y18D10AA	115/208-230	1.7	AUTO	F	1.0	TENV	AIROVER	20/9.1
	1650	48Y	N48PE33Y18L10AA	115	3.4 (115V)	AUTO	F	1.0	TENV	AIROVER	24/10.9
	1060	48Y	N48PE33Y12D10AA61	115/208-230	1.5	AUTO	F	1.0	TENV	AIROVER	24/10.9
.50	1650	48Y	N48PE05Y18D10AA	115/208-230	2.3	AUTO	F	1.0	TENV	AIROVER	22/10.0
	1060	48Y	N48PE05Y12D10AA61	115/208-230	2.7	AUTO	F	1.0	TENV	AIROVER	26/11.8

HIGH EFFICIENCY BELTED FAN

FEATURES

- High Efficiency split start / cap run
- Design B starting torque for all fan loads
- NEMA 48, Resilient base
- Precision balanced rotor
- Very quiet, smooth, operation
- Class F insulation

HP	RPM	FRAME	REF. NO.	VOLTAGE	115V FLA	OVER-LOAD	FL EFF %	S.F	ENCL.	DUTY	WGT LB/KG
.25	1800	48	N48R25R18L10DAA	115	2.5	AUTO	71.0	1.35	ODP	CONT.	20/9.1
.33	1800	48	N48R33R18L10DA	115	3.2	AUTO	75.0	1.35	ODP	CONT.	25/11.4
.50	1800	48	N48R50L18L10DA	115	4.6	AUTO	76.0	1.35	ODP	CONT.	26/11.8

NEMA MOTORS

FARM DURY MOTORS

FEATURES

- High torque for demanding agricultural / industrial applications
- "Legacy" heavy duty design with durable steel fan guard
- Upgraded gasketing
- Manual thermal protector (spec. lowtemp.)
- High quality bearings lubricated for life

HP	RPM	FRAME	REF. NO.	VOLTAGE	230V FLA	OVER LOAD	INS. CLASS	S.F	ENCL.	DUTY	WGT LB/KG
.33	1800	56	N56B33C18D10FM	115-208-230	2.9	MAN.	F	1.15	TEFC	CONT.	25/11.4
		56C no feet	N56C33C18D10FM	115-208-230							
		56C with feet	N56BC33C18D10FM	115-208-230							
.50	1800	56	N56B05C18D10FM	115-208-230	3.9	MAN.	F	1.15	TEFC	CONT.	26/11.8
		56C no feet	N56C05C18D10FM	115-208-230							
		56C with feet	N56BC05C18D10FM	115-208-230							
.75	1800	56	N56B75C18D10FM	115-208-230	5.0	MAN.	F	1.15	TEFC	CONT.	29/13.2
		56C no feet	N56C75C18D10FM	115-208-230							
		56C with feet	N56BC75C18D10FM	115-208-230							
1.0	1800	56	N56B10L18D10FM	115-208-230	4.4	MAN.	F	1.15	TEFC	CONT.	36/16.3
		56C no feet	N56C10L18D10FM	115-208-230							
		56C with feet	N56BC10L18D10FM	115-208-230							
1.5	1800	56	N56H15L18D10FM	115-208-230	9.0	MAN.	F	1.15	TEFC	CONT.	47/21.3
		56C no feet	N56C15L18D10FM	115-208-230							
		56C/Feet	N56HC15L18D10FM	115-208-230							
2.0	1800	145TC	145TH20L18H10FM	230	9.5	MAN.	F	1.15	TEFC	CONT.	50/22.7
		56HC with feet	56HC20L18H10FM	230							
		145TC with feet	145TCH20L18H10FM	230							

FEED AUGER DRIVE MOTORS 56NY 2-hole flange

FEATURES

- 2 hole "56N" flange (6-3/8" centre)
- Upgraded gasketing
- Manual thermal protector
- Wrench extension (1/2 in.) on rear shaft
- Mechanical switch has over-speed protection

HP	RPM	FRAME	REF. NO.	VOLTAGE	230V FLA	OVER-LOAD	INS. CLASS	ENCL.	DUTY	WGT LB/KG
.33	1800	56NY	N56AU33C18D10FM	115/208-230	2.9	MAN.	F	TEFC	CONT.	25/11.4
.50	1800	56NY	N56AU05C18D10FM	115/208-230	3.9	MAN.	F	TEFC	CONT.	26/11.8
.75	1800	56NY	N56AU75C18D10FM	115/208-230	5.0	MAN.	F	TEFC	CONT.	29/13.2
1.0	1800	56NY	N56AU10L18D10FM	115/208-230	4.4	MAN.	F	TEFC	CONT.	32/14.5
1.5	1800	56NY	N56AU15L18D10FM	115/208-230	9.0	MAN.	F	TEFC	CONT.	47/21.8

Δ = 60 minute duty

INSTANT REVERSING - 56 FRAME - ODP

FEATURES

- 115V Permanent Split Capacitor
- Switchless
- Resilient base
- Manual reset overload protection
- Capable of frequent stop/start/reverse

HP	RPM	FRAME	REF. NO.	VOLTAGE	115V FLA	OVER-LOAD	INS. CLASS	ENCL.	DUTY	WGT LB/KG
.33	1800	S56	N48R33Y18L10DM51	115	4.6	MAN.	F	ODP	CONT.	18/8.2
.50	1800	S56	ΔN48R05Y18L10DM	115	5.8	MAN.	F	ODP	60 min	17/7.7

NEMA MOTORS

JET PUMP MOTORS

FEATURES

- NEMA 56C face mounting flange
- Class H inverter winding - Class F leads
- 115/230V rated for single & 230/460V for three phase CCW facing lead end
- Threaded shafts made of 303 SST

HP	RPM	FRAME	REF. NO.	VOLTAGE	230V FLA	OVER-LOAD	INS. CLASS	S.F.	IP	DUTY	WGT LB/KG
.50	3600	S56J	N48BJ05C36D10DN	115/208-230	4	AUTO.	F	1.6	20	CONT.	19/8.3
	3600	S56J	N48BJ05S36D30DN	208-230/460	0.7	NONE	F	1.6	20	CONT.	18/8.1
.75	3600	S56J	N48BJ75C36D10DN	115/208-230	4.5	AUTO.	F	1.5	20	CONT.	24/10.9
	3600	S56J	N48BJ75S36D30DN	208-230/460	1.1	NONE	F	1.5	20	CONT.	28/12.7
1.0	3600	S56J	N48BJ10C36D10DN	115/208-230	5.9	AUTO.	F	1.4	20	CONT.	31/14.1
	3600	S56J	N48BJ10S36D30DN	208-230/460	1.5	NONE	F	1.4	20	CONT.	33/15.0
1.5	3600	56J	N56BJ15C36D10DN	115/208-230	8.2	AUTO.	F	1.3	20	CONT.	32/14.5
	3600	56J	N56HJ15S36D30DN	208-230/460	2	NONE	F	1.3	20	CONT.	30/13.6
2.0	3600	56J	N56BJ20C36D10DN	115/208-230	8.6	AUTO.	F	1.2	20	CONT.	40/18.2
	3600	56J	N56HJ20S36D30DN	208-230/460	2.6	NONE	F	1.2	20	CONT.	35/15.9
3.0	3600	56J	N56BJ30C36D10DN	230	11.8	AUTO.	F	1.15	20	CONT.	49/22.2
	3600	56J	N56HJ30S36D30DN	208-230/460	3.8	NONE	F	1.15	20	CONT.	42/19.1

STAINLESS STEEL - 1 phase Washdown Duty - 56 & 145T

FEATURES

- Waterproof seals on shaft extensions
- Drain holes (4) in endbells to facilitate draining in any mounting position
- T-drain (1) comes installed in non-shaft endbell at base position - can be relocated
- 2nd T-drain for shaft end provided for customer installation at proper drainage point

HP	RPM	FRAME	REF. NO.	VOLTAGE	230V FLA	OVER-LOAD	INS. CLASS	S.F.	IP	DUTY	WGT LB/KG
.50	1800	56C	N56BC05C18D10NN31	115/208-230	4.1	NONE	F	1.15	55	CONT.	28/12.7
	3600	56C	N56BC05C36D10NN31	115/208-230	3.6	NONE	F	1.15	55	CONT.	25/11.4
.75	1800	56C	N56BC75C18D10NN31	115/208-230	4.9	NONE	F	1.15	55	CONT.	31/14.1
	3600	56C	N56BC75C36D10NN31	115/208-230	4.6	NONE	F	1.15	55	CONT.	27/12.3
1.0	1800	56C	N56BC10C18D10NN31	115/208-230	6.8	NONE	F	1.15	55	CONT.	35/15.9
	3600	56C	N56BC10C36D10NN31	115/208-230	6.0	NONE	F	1.15	55	CONT.	34/15.4
1.5	1800	56C	N56HC15C18D10NN31	115/208-230	7.9	NONE	F	1.15	55	CONT.	39/17.7
	3600	56C	N56HC15C36D10NN31	115/208-230	8.2	NONE	F	1.15	55	CONT.	39/17.7
2.0	1800	145TC	145THC20C18D10NN31	115/208-230	8.2	NONE	F	1.15	55	CONT.	51/21.2
	3600	145TC	145THC25C36D10NN31	115/208-230	9.06	NONE	F	1.15	55	CONT.	47/21.3

3 PHASE-TEFC-56C with feet

FEATURES

- INVERTER RATED - 6-60HZ CT, VT / PWM VFD 1.0 S.F
- Class H inverter winding - Class F leads
- "Legacy" heavy duty design with durable steel fan guard
- C-Flange and rigid base

HP	RPM	FRAME	REF. NO.	VOLTAGE	230V FLA	EFF%	INSL. CLASS	S.F	ENCL.	DUTY	WGT LB/KG
.33	1800	56C	N56BC33S18D30FN	208-230/460	1.3	73	F	1.15	TEFC	CONT.	20/9.1
.5	1800	56C	N56BC05S18D30FN	208-230/460	2.0	72	F	1.15	TEFC	CONT.	25/11.4
.75	1800	56C	N56BC75S18D30FN	208-230/460	2.4	81	F	1.15	TEFC	CONT.	26/11.8
1	1800	56C	N56BC10S18D30FN	208-230/460	3.4	82	F	1.15	TEFC	CONT.	30/11.7
1.5	1800	56C	N56BC15S18D30FN	208-230/460	3.9	83	F	1.15	TEFC	CONT.	35/15.9
2.0	1800	56C	N56HC20S18D30FN	208-230/460	5.6	86.5	F	1.15	TEFC	CONT.	40/18.2

* = Premium efficiency

STAINLESS STEEL - 3 phase Washdown Duty - 56 & 145T

FEATURES

- IINVERTER RATED - 6-60HZ CT, VT / PWM VFD 1.0 S.F
- Waterproof seals on shaft extensions
- Drain holes (4) in endbells to facilitate draining in any mounting position
- T-drain (1) comes installed in non-shaft endbell at base position - can be relocated
- 2nd T-drain for shaft end provided for customer installation at proper drainage point

HP	RPM	FRAME	REF. NO.	VOLTAGE	230V FLA	EFF%	INS. CLASS	S.F	ENCL.	DUTY	WGT LB/KG
.33	1800	56C	N56BC33S18D30NN31	230/460	1.2	73.4	F	1.15	TENV	CONT.	30/13.6
	3600	56C	N56BC33S36D30NN31		1.3	54	F	1.15	TENV		27/12.3
.50	1800	56C	N56BC05S18D30NN31	230/460	1.7	78.6	F	1.15	TENV	CONT.	33/14.9
	3600	56C	N56BC05S36D30NN31		1.9	56	F	1.15	TENV		28/12.8
.75	1800	56C	N56BC75S18D30NN31	230/460	2.3	81.6	F	1.15	TENV	CONT.	43/19.6
	3600	56C	N56BC75S36D30FN31		2.7	63	F	1.15	TEFC		30/13.7
1.0	*1800	143TC	143THC10P18D30FN31	230/460	3.0	85.5	F	1.15	TEFC	CONT.	47/24.4
	*3600	143TC	143THC10P36D30FN31		2.6	80	F	1.15	TEFC		39/17.8
1.5	*1800	145TC	145THC15P18D30FN31	230/460	4.4	86.5	F	1.15	TEFC	CONT.	48/21.8
	*3600	143TC	143THC15P36D30FN31		3.8	84	F	1.15	TEFC		46/20.9
2.0	*1800	145TC	145THC20P18D30FN31	230/460	5.4	86.5	F	1.15	TEFC	CONT.	53/24.1
	*3600	145TC	145THC20P36D30FN31		5.0	85.5	F	1.15	TEFC		48/21.8
3.0	*3600	145TC	145THC30P36D30FN31	230/460	7.2	86.5	F	1.15	TEFC	CONT.	53/24.1

NEMA MOTORS

SINGLE PHASE 48 SST FAN MOTORS

Total Enclosed Nonventilated, Yoke Mount

FEATURES

- All parts made in stainless steel
- Moisture resistant sealant between frame and endbells
- Laser-etched nameplate on the motor frame

HP	RPM	FRAME	GW NO.	VOLTAGE	FLA	OVER-LOAD	S.F.	INS.	ENCL.	DUTY	WGT LB / KG
1/4	1075	48Y	N48PE25Y12L10AA	115	3.5	AUTO	1.0	F	TEAO	CONT.	18.7 / 8.4
	1725	48Y	N48PE25Y18L10AA	115	3.1	AUTO	1.0	F	TEAO	CONT.	17.6 / 7.9
	3450	48Y	N48PE25Y36L10AA	115	2.8	AUTO	1.0	F	TEAO	CONT.	16.5 / 7.4
1/3	1075	48Y	N48PE33Y12L10AA	115	4.1	AUTO	1.0	F	TEAO	CONT.	21.6 / 9.8
	1725	48Y	N48PE33Y18L10AA	115	3.8	AUTO	1.0	F	TEAO	CONT.	18.5 / 8.3
	3450	48Y	N48PE33Y36L10AA	115	3.5	AUTO	1.0	F	TEAO	CONT.	18.2 / 8.2
1/2	1075	48Y	N48PED5Y12L10AA	115	5.8	AUTO	1.0	F	TEAO	CONT.	26.4 / 11.9
	1725	48Y	N48PED5Y18L10AA	115	5.4	AUTO	1.0	F	TEAO	CONT.	21.2 / 9.6
	3450	48Y	N48PED5Y36L10AA	115	5.2	AUTO	1.0	F	TEAO	CONT.	20.5 / 9.3

Residential / Industrial - Split Phase - Belted Fan Motors

FEATURES

- Low starting torque
- Ball bearings
- Resilient"cradle"style base
- Automatic overload protection

HP	RPM	FRAME	GW NO.	VOLTAGE	FLA	OVER-LOAD	S.F.	INS.	ENCL.	SPEED	WGT LB / KG
1/6	1725	48Y	N48R16UM18L10DT	115	3.6	AUTO	1.35	B	ODP	1	13.7 / 6.2
	1725	48Y	N48R16UM18D10DT	115/208-230	3.6/1.6-1.8	AUTO	1.35	B	ODP	1	13.7 / 6.2
1/4	1725	48Y	N48R25UM18L10DT	115	5	AUTO	1.35	B	ODP	1	14.3 / 6.5
	1725	48Y	N48R25UM18D10DT	115/208-230	4.6/2.2-2.3	AUTO	1.35	B	ODP	1	14.3 / 6.5
1/3	1725	48Y	N48R33UM18L10DT	115	6.6	AUTO	1.35	B	ODP	1	15.2 / 6.9
	1725	48Y	N48R33UM18D10DT	115/208-230	6.6/3.0-3.3	AUTO	1.35	B	ODP	1	15.2 / 6.9
1/2	1725	48Y	N48R05UM18L10DT	115	7.6	AUTO	1.25	B	ODP	1	21.1 / 9.6
	1725	48Y	N48R05UM18D10DT	115/208-230	7.6/3.7-3.8	AUTO	1.25	B	ODP	1	21.1 / 9.6
3/4	1725	48Y	N48R75UM18L10DT	115	11.6	AUTO	1.25	B	ODP	1	23.3 / 10.6
	1725	48Y	N48R75UM18D10DT	115/208-230	11.6/5.9-5.8	AUTO	1.25	B	ODP	1	23.3 / 10.6

Definite Purpose Motors Woodworking Motors

FEATURES

- Designed for woodworking equipment such as table saws, planers, etc
- Extra high breakdown torques for maximum cutting power
- Prevent motor problems cause by wood dust and shavings

HP	RPM	FRAME	GW NO.	VOLTAGE	FLA	OVER-LOAD	S.F.	INS.	ENCL.	DUTY	WGT LB / KG
1.0	3450	56C	N56P10L36H10FN	230	6.0	NONE	1.0	F	TEFC	CONT.	27.5 / 12.4
1.5	3450	56C	N56HC15L36H15FN	230	8.8	NONE	1.0	F	TEFC	CONT.	31.9 / 14.4
2	3450	56C	N56P20L30H10FN	230	10.8	NONE	1.0	F	TEFC	CONT.	48 / 21.7
3	3450	56C	N56P30L36H10FN	230	12.8	NONE	1.0	F	TEFC	CONT.	48 / 21.7
4	3450	56C	N56P40L36H10FN	230	16.5	NONE	1.0	F	TEFC	CONT.	52.4 / 23.7

Resilient Base Motors - Single Phase Fan & Blower Service

FEATURES

- Drip-proof and totally enclose designs
- Industrial quality, resilient (cradle) mounted
- Capacitor start-type
- Ball bearing designs
- Moderate starting torque to reduce machinery stresses
- Suitable for belt-driven fan or fan-on-shaft applications

HP	RPM	FRAME	GW NO.	VOLTAGE	FLA	OVER-LOAD	S.F.	INS.	ENCL.	DUTY	WGT LB / KG
1/4	1725	48Y	N48R25RM18L10DT	115	3.9	AUTO	1.35	B	ODP	CONT.	13.8 / 6.3
1/3	1725	48Y	N48R33RM18L10DT	115	4.4	AUTO	1.35	B	ODP	CONT.	15.1 / 6.9
1/2	1725	48Y	N48R05RM18L10DT	115	5.4	AUTO	1.25	B	ODP	CONT.	19.9 / 9
3/4	1725	48Y	N48R75RM18L10DT	115	8.4	AUTO	1.25	B	ODP	CONT.	23.1 / 10.5

IEC MOTORS

PREMIUM EFFICIENCY

IEC METRIC 3-PHASE HIGH EFFICIENCY MOTORS

FEATURES

- IEC standard design
- High efficiency, NEMA PREMIUM Efficiency Standard
- High quality of starting performance
- Fit for full-load starting machine and equipment application
- Mounting: B3 (Coping, Left, Right) ,B14 , B34 (Coping, Left, Right), B5,B35 (Coping, Left, Right)

HP/KW	RPM	FRAME	GW REF. NO.	VOLTAGE	FLA	EFF%	INS.	S.F.	IP CODE	DUTY	WGT LB/KG
1.0/.75	3420	80	80B10H36D31FN	230/460	2.8/1.4	80.0	F	1.15	55	CONT	21.0/9.5
	1740	80	80B10H18D31FN	230/460	3.0/1.5	85.5	F	1.15	55	CONT	30.2/13.7
	1150	90	90B10H12D31FN	230/460	3.2/1.6	82.5	F	1.15	55	CONT	36.2/16.4
	3420	80	80B10H36H31FN	575	1.15	80.0	F	1.15	55	CONT	21.0/9.5
	1740	80	80B10H18H31FN	575	2.4	85.5	F	1.15	55	CONT	30.2/13.7
	1150	90	90B10H12H31FN	575	2.6	82.5	F	1.15	55	CONT	36.2/16.4
1.5/1.1	3420	80	80B15H36D31FN	230/460	3.8/1.9	84.0	F	1.15	55	CONT	26.0/11.8
	1750	90	90B15H18D31FN	230/460	4.2/2.1	88.5	F	1.15	55	CONT	35.0/15.9
	1100	90	90B15H12D31FN	230/460	4.4/2.2	87.5	F	1.15	55	CONT	41.9/19.0
	3420	80	80B15H36H31FN	575	1.6	84.0	F	1.15	55	CONT	26.0/11.8
	1750	90	90B15H18H31FN	575	1.8	88.5	F	1.15	55	CONT	35.0/15.9
	1100	90	90B15H12H31FN	575	1.8	87.5	F	1.15	55	CONT	41.9/19.0
2.0/1.5	3520	90	90B20H36D31FN	230/460	5.0/2.5	87.5	F	1.15	55	CONT	36.2/16.4
	1745	90	90B20H18D31FN	230/460	5.4/2.7	87.5	F	1.15	55	CONT	41.9/19.0
	3520	90	90B20H36H31FN	575	2.0	87.5	F	1.15	55	CONT	36.2/16.4
	1745	90	90B20H18H31FN	575	2.3	87.5	F	1.15	55	CONT	41.9/19.0
3.0/2.2	3500	90	90B30H36D31FN	230/460	7.2/3.6	87.5	F	1.15	55	CONT	40.0/18.2
	3480	90	90B30H36H31FN	575	3.1	87.5	F	1.15	55	CONT	40.0/18.2

EPACT EFFICIENCY

IEC METRIC 3-PHASE HIGH EFFICIENCY MOTORS

FEATURES

- IEC standard design
- High efficiency, NEMA EPACT Efficiency Standard
- High quality of starting performance
- Fit for full-load starting machine. and equipment application
- Mounting: B3 Coping, Left, Right),B14 , B34 (Coping, Left, Right), B5, B35 (Coping, Left, Right)

HP/KW	RPM	FRAME	GW REF. NO.	VOLTAGE	FLA	EFF%	INS.	S.F.	IP CODE	DUTY	WGT LB/KG
.25/.18	3430	63	63B25V36D31FN	230/460	0.84/0.42	72.0	F	1.15	55	CONT	10.0/4.5
	1700	63	63B25V18D31FN	230/460	1.0/0.5	68.0	F	1.15	55	CONT	10.0/4.5
	1120	71	71B25V12D31FN	230/460	1.16/0.58	64.0	F	1.15	55	CONT	12.6/5.7
	3430	63	63B25V36H31FN	575	0.33	72.0	F	1.15	55	CONT	10.0/4.5
	1700	63	63B25V18H31FN	575	0.43	68.0	F	1.15	55	CONT	10.0/4.5
	1120	71	71B25V12H31FN	575	0.46	64.0	F	1.15	55	CONT	12.6/5.7
.33/.25	3430	63	63B33V36D31FN	230/460	1.1/0.55	72.0	F	1.15	55	CONT	11.0/5.0
	1700	71	71B33V18D31FN	230/460	1.4/0.7	68.0	F	1.15	55	CONT	13.0/5.9
	1100	80	80B33V12D31FN	230/460	1.3/0.65	70.0	F	1.15	55	CONT	17.4/7.9
	3430	63	63B33V36H31FN	575	0.44	72.0	F	1.15	55	CONT	11.0/5.0
	1700	71	71B33V18H31FN	575	0.57	68.0	F	1.15	55	CONT	13.0/5.9
	1100	80	80B33V12H31FN	575	0.52	72.0	F	1.15	55	CONT	17.4/7.9
.50/.37	3410	71	71B05V36D31FN	230/460	1.6/0.8	74.0	F	1.15	55	CONT	13.0/5.9
	1695	71	71B05V18D31FN	230/460	1.8/0.9	74.0	F	1.15	55	CONT	15.0/6.8
	1100	80	80B05V12D31FN	230/460	1.9/0.95	72.0	F	1.15	55	CONT	19.0/8.6
	3410	71	71B05V36H31FN	575	0.66	74.0	F	1.15	55	CONT	13.0/5.9
	1695	71	71B05V18H31FN	575	0.74	74.0	F	1.15	55	CONT	15.0/6.8
	1100	80	80B05V12H31FN	575	0.76	72.0	F	1.15	55	CONT	19.0/8.6
.75/.55	3400	71	71B75V36D31FN	230/460	2.4/1.2	74.0	F	1.15	55	CONT	15.0/6.8
	1700	80	80B75V18D31FN	230/460	2.5/1.25	74.0	F	1.15	55	CONT	21.0/9.5
	1100	80	80B75V12D31FN	230/460	2.7/1.35	72.0	F	1.15	55	CONT	22.5/10.2
	3400	71	71B75V36H31FN	575	0.91	74.0	F	1.15	55	CONT	15.0/6.8
	1700	80	80B75V18H31FN	575	1.02	74.0	F	1.15	55	CONT	21.0/9.5
	1100	80	80B75V12H31FN	575	1.08	72.0	F	1.15	55	CONT	22.5/10.2

IE-3 Efficiency

IEC METRIC 3-PHASE HIGH EFFICIENCY MOTORS

FEATURES

- IEC standard design
- High efficiency, IE-3 and China Efficiency Class 2
- High quality of starting performance
- Fit for full-load starting machine. and equipment application.
- Mounting: B3 (Coping, Left, Right),B14 , B5 、 B34 (Coping, Left, Right), B35 (Coping, Left, Right)

HP/KW	RPM	FRAME	GW REF. NO.	VOLTAGE	FLA	EFF%	INS.	S.F.	IP CODE	DUTY	WGT LB/KG
1.0/.75	2820	80	80B10E30D33FN	220/380	3.0/1.7	80.7	F	1.0	55	CONT	21.0/9.5
	1420	80	80B10E15D33FN	220/380	3.1/1.8	82.5	F	1.0	55	CONT	30.0/13.7
	950	90	90B10E10D33FN	220/380	3.5/2.0	78.9	F	1.0	55	CONT	34.4/15.6
1.5/1.1	2880	80	80B15E30D33FN	220/380	4.2/2.4	82.7	F	1.0	55	CONT	27.5/12.5
	1440	90	90B15E15D33FN	220/380	4.5/2.6	84.1	F	1.0	55	CONT	36.8/16.7
	950	90	80B15E10D33FN	220/380	5.2/3.0	81.0	F	1.0	55	CONT	37.0/16.8
2.0/1.5	2900	90	90B20E30D33FN	220/380	5.5/3.2	84.2	F	1.0	55	CONT	35.7/16.2
	1440	90	90B20E15D33FN	220/380	5.9/3.4	85.3	F	1.0	55	CONT	42.5/19.3
3.0/2.2	2900	90	90B30E30D33FN	220/380	7.8/4.5	85.9	F	1.0	55	CONT	39.0/17.7

IE-2 Efficiency

IEC METRIC 3-PHASE HIGH EFFICIENCY MOTORS

FEATURES

- IEC standard design
- High efficiency, IE-2 and China Efficiency Class 3
- High quality of starting performance
- Fit for full-load starting machine and equipment. application
- Mounting: B3 (Coping, Left, Right), B14 、 B5 、 B34 (Coping, Left, Right), B35 (Coping, Left, Right)

HP/KW	RPM	FRAME	GW REF. NO.	VOLTAGE	FLA	EFF%	INS.	S.F.	IP CODE	DUTY	WGT LB/KG
.16/.12	1400	63	63B16S15D33FN	220/380	0.83/0.48	60.0	F	1.0	55	CONT	9.5/4.3
.25/.18	2800	63	63B25S30D33FN	220/380	0.91/0.53	69.0	F	1.0	55	CONT	10.0/4.5
	1400	63	63B25S15D33FN	220/380	1.12/0.65	64.0	F	1.0	55	CONT	10.2/4.6
	920	71	71B25S10D33FN	220/380	1.35/0.78	59.0	F	1.0	55	CONT	12.6/5.7
.33/.25	2800	63	63B33S30D33FN	220/380	1.17/0.68	72.0	F	1.0	55	CONT	11.0/5.0
	1400	71	71B33S15D33FN	220/380	1.44/0.83	67.0	F	1.0	55	CONT	13.0/5.9
	920	71	71B33S10D33FN	220/380	1.65/0.95	63.0	F	1.0	55	CONT	14.5/6.6
.50/.37	2800	71	71B05S30D33FN	220/380	1.65/0.95	74.0	F	1.0	55	CONT	13.0/5.9
	1400	71	71B05S15D33FN	220/380	1.94/1.12	70.0	F	1.0	55	CONT	15.0/6.8
	920	80	80B05S10D33FN	220/380	2.25/1.30	68.0	F	1.0	55	CONT	19.0/8.6
.75/.55	2800	71	71B75S30D33FN	220/380	2.33/1.35	76.0	F	1.0	55	CONT	15.0/6.8
	1400	80	80B75S15D33FN	220/380	2.69/1.56	74.0	F	1.0	55	CONT	21.0/9.5
	920	80	80B75S10D33FN	220/380	2.94/1.70	71.0	F	1.0	55	CONT	22.5/10.2
1.0/.75	2820	80	80B10F30D33FN	220/380	3.1/1.8	77.4	F	1.0	55	CONT	21.0/9.5
	1420	80	80B10F15D33FN	220/380	3.5/2.0	79.6	F	1.0	55	CONT	22.9/10.4
	940	90	90B10F10D33FN	220/380	3.5/2.0	75.9	F	1.0	55	CONT	33.0/15.0
1.5/1.1	2820	80	80B15F30D33FN	220/380	4.2/2.4	79.6	F	1.0	55	CONT	26.0/11.8
	1420	90	90B15F15D33FN	220/380	4.5/2.6	81.4	F	1.0	55	CONT	35.9/16.3
	940	90	80B15F10D33FN	220/380	4.8/2.8	78.1	F	1.0	55	CONT	36.4/16.5
2.0/1.5	2880	90	90B20F30D33FN	220/380	5.6/3.2	81.3	F	1.0	55	CONT	33.0/15.0
	1420	90	90B20F15D33FN	220/380	6.4/3.7	82.8	F	1.0	55	CONT	38.6/17.5
3.0/2.2	2880	90	90B30F30D33FN	220/380	7.8/4.5	83.2	F	1.0	55	CONT	38.8/17.6

IEC MOTORS

1-PHASE CAPACITOR-START INDUCT MOTORS

FEATURES

- IEC standard Design
- High quality of starting performance
- Apply to fan/blower, pump, compressor and etc
- Mounting: B3 (Coping, Left, Right) ,B14 , B34 (Coping, Left,, Right), B5, B35 (Coping, Left, Right)

HP/KW	RPM	FRAME	GW REF. NO.	VOLTAGE	FLA	INS.	S.F.	IP CODE	DUTY	WGT LB/KG
.16/.12	1400	71	71B16C15H14FN	220	1.81	B	1.0	55	CONT	12.4/5.6
.25/.18	2800	71	71B25C30H14FN	220	1.96	B	1.0	55	CONT	12.8/5.8
	1400	71	71B25C15H14FN	220	2.49	B	1.0	55	CONT	14.3/6.5
.33/.25	2800	71	71B33C30H14FN	220	2.54	B	1.0	55	CONT	14.3/6.5
	1400	80	80B33C15H14FN	220	3.38	B	1.0	55	CONT	18.5/8.4
.50/.37	2800	80	80B05C30H14FN	220	3.63	B	1.0	55	CONT	19.0/8.6
	1400	80	80B05C15H14FN	220	4.28	B	1.0	55	CONT	21.6/9.8
.75/.55	2800	80	80B75C30H14FN	220	5.47	B	1.0	55	CONT	22.0/10.0
	1400	90	90B75C15H14FN	220	5.35	B	1.0	55	CONT	28.4/12.9
1.0/.75	2800	90	90B10C30H14FN	220	6.55	B	1.0	55	CONT	28.9/13.1
	1400	90	90B10C15H14FN	220	6.85	B	1.0	55	CONT	33.5/15.2
1.5/1.1	2800	90	90B15C30H14FN	220	8.6	B	1.0	55	CONT	35.5/16.1

1-PHASE CAPACITOR-START & CAPACITOR– RUN MOTORS

FEATURES

- IEC standard design
- High quality of starting performance
- Apply to fan/blower, pump ,compressor and small machine
- Mounting: B3 (Coping,Left , Right),B14, B34 (Coping, Left, Right), B5、 B35 (Coping,Left, Right)

"☆": Only for coping with foot

HP/KW	RPM	FRAME	GW REF. NO.	VOLTAGE	FLA	INS.	S.F.	IP CODE	DUTY	WGT LB/KG
.33/.25	1400	☆71	71B33L15H14FN	220	2.05	F	1.0	55	CONT	13.2/6.0
.50/.37	2800	☆71	71B05L30H14FN	220	2.47	F	1.0	55	CONT	13.2/6.0
	1400	☆71	71B05L15H14FN	220	3.09	F	1.0	55	CONT	15.4/7.0
.75/.55	2800	☆71	71B75L30H14FN	220	3.4	F	1.0	55	CONT	15.4/7.0
	1420	80	80B75L15H14FN	220	3.6	F	1.0	55	CONT	21.4/9.7
1.0/.75	2830	80	80B10L30H14FN	220	4.76	F	1.0	55	CONT	20.0/9.1
	1420	80	80B10L15H14FN	220	4.5	F	1.0	55	CONT	22.5/10.2
1.5/1.1	2830	80	80B15L30H14FN	220	6.66	F	1.0	55	CONT	23.1/10.5
	1420	90	90B15L15H14FN	220	6.51	F	1.0	55	CONT	34.2/15.5
2.0/1.5	2850	90	90B20L30H14FN	220	8.6	F	1.0	55	CONT	36.2/16.4
	1420	90	90B20L15H14FN	220	8.85	F	1.0	55	CONT	38.6/17.5
3.0/2.2	2830	90	90B30L30H14FN	220	12.53	F	1.0	55	CONT	38.6/17.5

SOLAR DC MOTORS

SOLAR MOTORS

FEATURES

- Higher torque,fit for solar power equipment application
- Can be applied in poor environment and wide temperature range from -30℃ to 80℃

TYPE	ZYT6590 DC MOTOR	ZYT6590-01 SOLOR TRACKER GEARED MOTOR
PROTECTION CLASS	IP50	IP65
DUTY CYCLE	S1(100%)	S1(100%)
RATED VOLTAGE	24V	24V
NO LOAD CURRENT	≤0.7A	≤1.0A
NO LOAD SPEED	3600±5%rpm	5±8%rpm
RATED CURRENT	≤4.8A	≤5.0A
INPUT POWER	110W	
RATED TORQUE	0.27N.m	100N.m±3%
RATED SPEED	3150±8% rpm	4.4±8% rpm
RATED OUTPUT POWER	90W	
MINIMAKL WORKING VOLTAGE	5V	5V
EFF	≥80%	≥58%
MAX.TORQUE	0.54 N.m	200 N.m 1min
MAX.CURRENT	25A	25A
AMB.TEMP	-30℃~80℃	-30℃~80℃
MOTOR WEIGHT	1.7kg	4.2kg
INSOLATION	F	F
GEAR RATIO		710.5

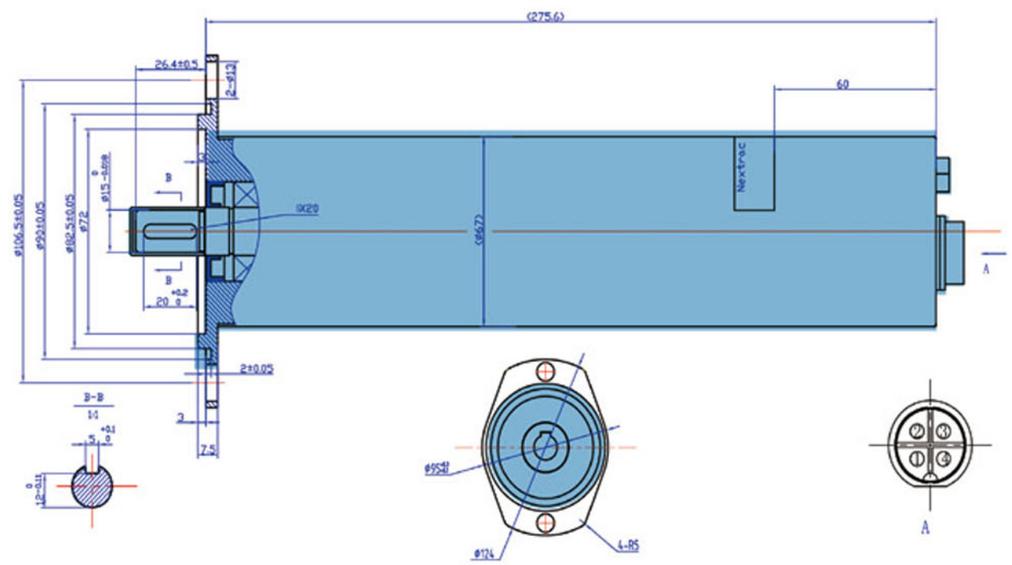

电机分解图

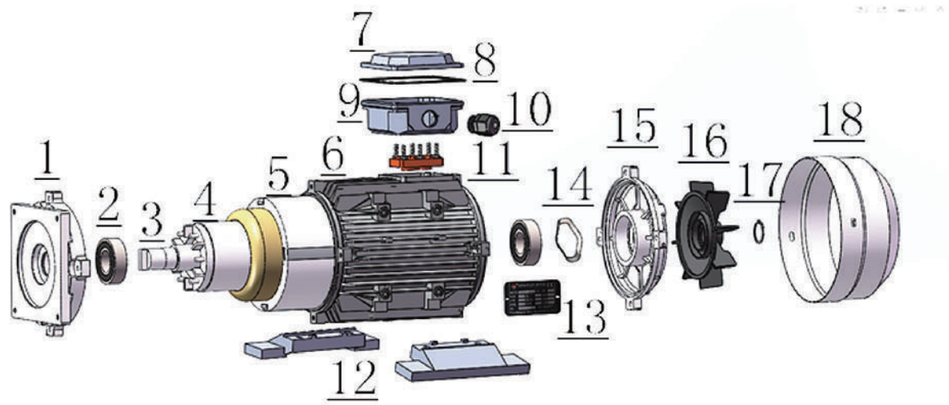

电机分解对应表

对应序号	中文	英文
1	安装法兰	Mounting Flange
2	轴承	Bearing
3	轴	Shaft
4	转子	Rotor
5	定子	Stator
6	机座	frame
7	接线盒盖	Terminal box lid
8	接线盒盖垫	Terminal box gasket
9	接线盒座	Terminal box base
10	防护螺套	Cable gland
11	接线板	Terminal box board
12	底脚	Feet
13	电机铭牌	Nameplate
14	波形弹簧	Wave washer
15	后盖	Rear housing
16	风扇	Cooling fan
17	卡簧	Fnap ring
18	风罩	Fancover

交流电机 AC MOTOR <<

电机外形图

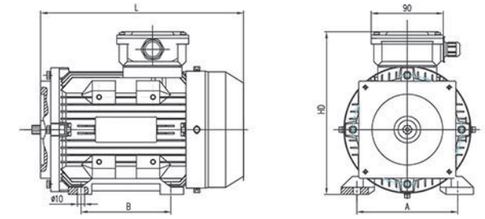

LV/LV2 80-90 SI,S2（带风罩）

机座号	L	HD	A	B
80M	259	207	125	100
90S	259	217	140	100
90L	284	217	140	125

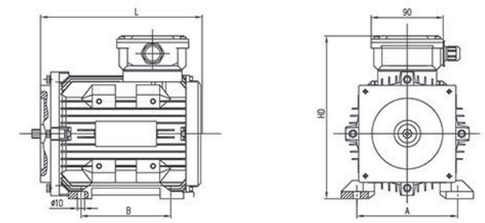

LV80-90 S3（无风罩）

机座号	L	HD	A	B
80M	216	207	125	100
90S	214	217	140	100
90L	239	217	140	125

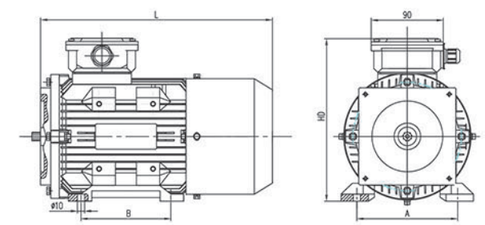

LV/LV2 90ML S1,S2（带风罩）

机座号	L	HD	A	B
90ML	325	217	140	125

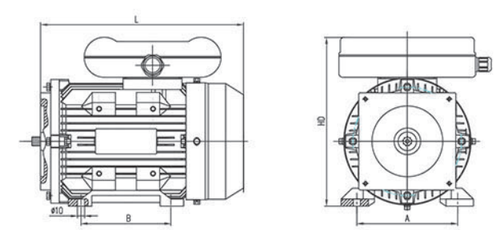

LB90D（带风罩）

机座号	L	HD	A	B
90D	305	250	140	125

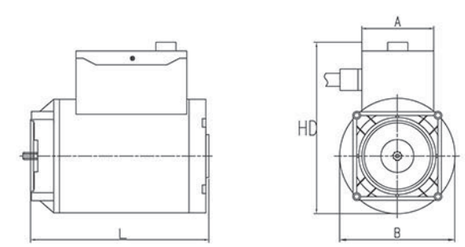

LVG100G（无风罩）

机座号	L	HD	A	B
100G	235	242	105	160

液压电机

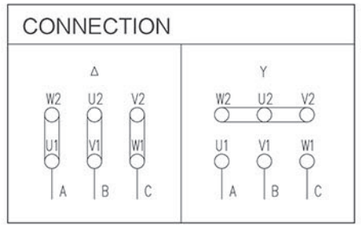

技术数据

产品号	额定功率		极数	机座号	电压		频率	转速	电流		效率	功率因素
Series-Code	Rated Output		Poles	Frame Szie	Voltage		Frequency	Speed	Amps		Efficiency	Power Factor
	(KW)	(HP)			(V)		(HZ)	(r/min)	(A)		(%)	Cos φ
LV-001-□1-80-S1	0.55	0.75	2	80M	220	380	50	2805	2.3	1.3	72	0.87
LV-002-□1-80-S1	0.55	0.75	4	80M	220	380	50	1390	2.6	1.5	71	0.77

产品号	额定转矩	最大转矩/额定转矩	堵转转矩/额定转矩	堵转电流/额定电流	绝缘等级	防护等级	工作制
Series-Code	Rated torque	Tmax/Tn	Tst/Tn	lst/ln	INS	IP	Duty
	(N.m)						
LV-001-□1-80-S1	1.9	2.2	1.6	4.5	F	IP54	S1
LV-002-□1-80-S1	3.8	2.8	2.5	4.8	F	IP54	S1

*产品外形尺寸在外形图中，按机座号及工作制查询。

*产品号中□填写安装连接代码，特殊要求可定制。

面漆要求

RAL9005 RAL5010 闪 银 客户可提供色卡

交流电机 AC MOTOR <<

液压电机



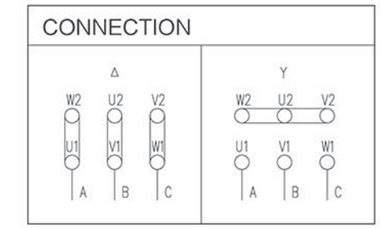

技术数据

产品号	额定功率		极数	机座号	电压		频率	转速	电流	
Series-Code	Rated Output		Poles	Frame Szie	Voltage		Frequency	Speed	Amps	
	(KW)	(HP)			(V)		(HZ)	(r/min)	(A)	
LV -003-□1-80-S1	0.75	1	2	80M	220	380	50	2825	3.0	1.7
LV2-003-□1-80-S1	0.75	1	2	80M	220	380	50	2880	3.1	1.8
LV -003-□2-71-S3	0.75	1	2	71	230	400	50	2729	2.9	1.7
LV -004-□1-80-S1	0.75	1	4	80M	220	380	50	1380	3.3	1.9
LV2-004-□1-80-S1	0.75	1	4	80M	220	380	50	1430	3.4	2

产品号	效率	功率因素	额定转矩	最大转矩/额定转矩	堵转转矩/额定转矩	堵转电流/额定电流	绝缘等级	防护等级	工作制
Series-Code	Efficiency	Power Factor	Rated torque	Tmax/Tn	Tst/Tn	lst/ln	INS	IP	Duty
	(%)	Cos φ	(N.m)						
LV -003-□1-80-S1	75	0.87	2.5	2.2	1.8	5	F	IP54	S1
LV2-003-□1-80-S1	77.4	0.81	2.5	2.3	2.2	7.8	F	IP54	S1
LV -003-□2-71-S3	74.5	0.88	2.6	2.3	2.2	4.5	F	IP54	S3-30%
LV -004-□1-80-S1	74.5	0.8	5.2	2.7	2.6	5.1	F	IP54	S1
LV2-004-□1-80-S1	79.6	0.72	5	2.3	2.2	6	F	IP54	S1

*产品外形尺寸在外形图中，按机座号及工作制查询。

*产品号中□填写安装连接代码，特殊要求可定制。

面漆要求

RAL9005 RAL5010 闪 银 客户可提供色卡

三相交流1.1KW

液压电机



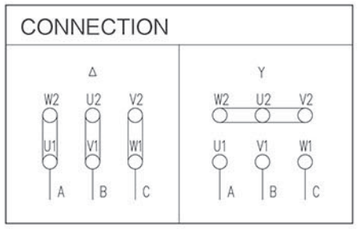

技术数据

产品号	额定功率		极数	机座号	电压		频率	转速	电流	
Series-Code	Rated Output		Poles	Frame Szie	Voltage		Frequency	Speed	Amps	
	(KW)	(HP)			(V)		(HZ)	(r/min)	(A)	
LV -005-□1-80-S1	1.1	1.5	2	80M	220	380	50	2880	3.1	1.8
LV2-005-□1-80-S1	1.1	1.5	2	80M	220	380	50	2850	4.3	2.5
LV -005-□1-90-S2	1.1	1.5	2	90S	220	380	50	2832	4.4	2.5
LV -005-□2-71-S3	1.1	1.5	2	71	230	400	50	2710	4.2	2.4
LV -006-□1-90-S1	1.1	1.5	4	90S	220	380	50	1400	4.6	2.7
LV2-006-□1-90-S1	1.1	1.5	4	90S	220	380	50	1414	4.4	2.6
LV -006-□1-80-S2	1.1	1.5	4	80M	220	380	50	1365	4.8	2.8
LV -006-□1-80-S3	1.1	1.5	4	80M	220	380	50	1430	4.8	2.8
LV -006-□2-71-S3	1.1	1.5	4	71	230	400	50	1300	4.8	2.7

产品号	效率	功率因素	额定转矩	最大转矩/额定转矩	堵转转矩/额定转矩	堵转电流/额定电流	绝缘等级	防护等级	工作制
Series-Code	Efficiency	Power Factor	Rated torque	Tmax/Tn	Tst/Tn	lst/ln	INS	IP	Duty
	(%)	Cos Φ	(N.m)						
LV -005-□1-80-S1	77.4	0.81	2.5	2.3	2.2	7.8	F	IP54	S1
LV2-005-□1-80-S1	79.6	0.84	3.7	2.3	2.2	7.5	F	IP54	S1
LV -005-□1-90-S2	76	0.87	3.7	2.2	2	5.5	F	IP54	S2-30Min
LV -005-□2-71-S3	75	0.88	3.9	2.2	2	4.5	F	IP54	S3-30%
LV -006-□1-90-S1	76.5	0.82	7.5	3	2.3	6.3	F	IP54	S1
LV2-006-□1-90-S1	81.4	0.8	7.4	2.3	2.2	6.5	F	IP54	S1
LV -006-□1-80-S2	73.5	0.82	7.7	2	1.8	5	F	IP54	S2-30Min
LV -006-□1-80-S3	73.5	0.82	7.3	2	1.8	4	F	IP54	S3-40%
LV -006-□2-71-S3	71.5	0.81	8.1	2	1.8	4	F	IP54	S3-10%

*产品外形尺寸在外形图中，按机座号及工作制查询。

*产品号中□填写安装连接代码，特殊要求可定制。

面漆要求

RAL9005 RAL5010 闪 银 客户可提供色卡

三相交流1.5KW

液压电机



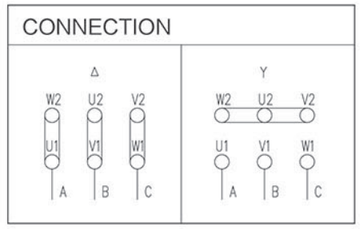

技术数据

产品号	额定功率		极数	机座号	电压		频率	转速	电流	
Series-Code	Rated Output		Poles	Frame Szie	Voltage		Frequency	Speed	Amps	
	(KW)	(HP)			(V)		(HZ)	(r/min)	(A)	
LV -007-□1-90-S1	1.5	2	2	90S	220	380	50	2845	5.6	3.2
LV2-007-□1-90-S1	1.5	2	2	90S	220	380	50	2880	6	3.5
LV -007-□1-80-S3	1.5	2	2	80M	220	380	50	2810	5.7	3.3
LV -007-□2-80-S3	1.5	2	2	80M	230	400	50	2810	5.5	3.2
LV -008-□1-90-S1	1.5	2	4	90S	220	380	50	1390	6.2	3.6
LV2-008-□1-90-S1	1.5	2	4	90L	220	380	50	1430	6.1	3.5
LV -008-□1-80-S3	1.5	2	4	80M	220	380	50	1325	6.2	3.6

产品号	效率	功率因素	额定转矩	最大转矩/额定转矩	堵转转矩/额定转矩	堵转电流/额定电流	绝缘等级	防护等级	工作制
Series-Code	Efficiency	Power Factor	Rated torque	Tmax/Tn	Tst/Tn	lst/ln	INS	IP	Duty
	(%)	Cos Φ	(N.m)						
LV -007-□1-90-S1	79	0.89	5	2.2	2	5.8	F	IP54	S1
LV2-007-□1-90-S1	81.3	0.81	5	2.3	2.2	9	F	IP54	S1
LV -007-□1-80-S3	77	0.89	5.1	2	1.8	5	F	IP54	S3-40%
LV -007-□2-80-S3	77	0.89	5.1	2	1.8	5	F	IP54	S3-20%
LV -008-□1-90-S1	77.1	0.83	10.3	3.3	2.3	6.4	F	IP54	S1
LV2-008-□1-90-S1	82.8	0.78	10	2.3	2.2	8.4	F	IP54	S1
LV -008-□1-80-S3	72	0.83	10.8	2	1.8	3.5	F	IP54	S3-40%

*产品外形尺寸在外形图中，按机座号及工作制查询。

*产品号中□填写安装连接代码，特殊要求可定制。

面漆要求

RAL9005 RAL5010 闪 银 客户可提供色卡

三相交流2.2KW

液压电机

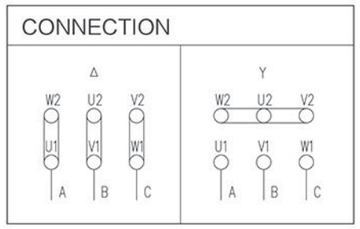

技术数据

产品号	额定功率		极数	机座号	电压		频率	转速	电流	
Series-Code	Rated Output		Poles	Frame Szie	Voltage		Frequency	Speed	Amps	
	(KW)	(HP)			(V)		(HZ)	(r/min)	(A)	
LV -009-□1-90-S1	2.2	3	2	90L	220	380	50	2846	7.8	4.5
LV2-009-□1-90-S1	2.2	3	2	90L	220	380	50	2880	8.1	4.7
LVG-009-□1-100-S2	2.2	3	2	100G	220	380	50	2864	7.9	4.6
LV -009-□2-80-S3	2.2	3	2	80M	230	400	50	2820	7.8	4.5
LV -010-□1-90-S1	2.2	3	4	90L	220	380	50	1382	8.7	5.1
LV2-010-□1-100-S1	2.2	3	4	100S	220	380	50	1441	8.6	5

产品号	效率	功率因素	额定转矩	最大转矩/额定转矩	堵转转矩/额定转矩	堵转电流/额定电流	绝缘等级	防护等级	工作制
Series-Code	Efficiency	Power Factor	Rated torque	Tmax/Tn	Tst/Tn	lst/ln	INS	IP	Duty
	(%)	Cos φ	(N.m)						
LV -009-□1-90-S1	82.5	0.9	7.4	2.5	2.2	6.5	F	IP54	S1
LV2-009-□1-90-S1	83.2	0.86	7.3	2.3	2.2	9	F	IP54	S1
LVG-009-□1-100-S2	83.6	0.89	7.3	2.3	2.7	6.3	F	IP44	S2-30Min
LV -009-□2-80-S3	80	0.88	7.5	2	1.8	5.5	F	IP54	S3-15%
LV -010-□1-90-S1	79.5	0.83	15.2	3.5	2.1	6.4	F	IP54	S1
LV2-010-□1-100-S1	84.3	0.8	14.6	2.3	2.2	7.7	F	IP54	S1

*产品外形尺寸在外形图中，按机座号及工作制查询。

*产品号中□填写安装连接代码，特殊要求可定制。

面漆要求

RAL9005 RAL5010 闪 银 客户可提供色卡

交流电机 AC MOTOR <<

三相交流3KW

液压电机



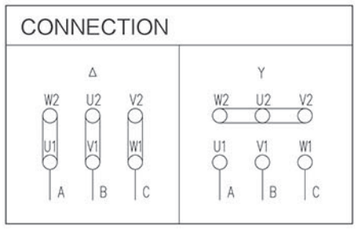

技术数据

产品号	额定功率		极数	机座号	电压		频率	转速	电流	
Series-Code	Rated Output		Poles	Frame Szie	Voltage		Frequency	Speed	Amps	
	(KW)	(HP)			(V)		(HZ)	(r/min)	(A)	
LV -011-□1-90-S1	3	4	2	90L	220	380	50	2840	11.5	6.7
LV2-011-□1-100-S1	3	4	2	100S	220	380	50	2850	10.5	6.1
LV -012-□1-90-S1	3	4	4	90L	220	380	50	1390	13.4	7.8
LV2-012-□1-100-S1	3	4	4	100S	220	380	50	1425	11.2	6.5
LV -012-□1-90-S2	3	4	4	90L	220	380	50	1350	12.5	7.2

产品号	效率	功率因素	额定转矩	最大转矩/额定转矩	堵转转矩/额定转矩	堵转电流/额定电流	绝缘等级	防护等级	工作制
Series-Code	Efficiency	Power Factor	Rated torque	Tmax/Tn	Tst/Tn	lst/ln	INS	IP	Duty
	(%)	Cos φ	(N.m)						
LV -011-□1-90-S1	81.3	0.84	10.1	2.2	2	7	F	IP54	S1
LV2-011-□1-100-S1	84.6	0.89	10.1	2.3	2.2	8	F	IP54	S1
LV -012-□1-90-S1	77.1	0.76	20.6	2	1.8	6	F	IP54	S1
LV2-012-□1-100-S1	85.5	0.82	26.6	2.3	2.2	6.8	F	IP54	S1
LV -012-□1-90-S2	76	0.83	21.2	1.8	1.6	4.5	F	IP54	S2-30Min

*产品外形尺寸在外形图中，按机座号及工作制查询。

*产品号中□填写安装连接代码，特殊要求可定制。

面漆要求

RAL9005 RAL5010 闪 银 客户可提供色卡

三相交流3KW以上

液压电机

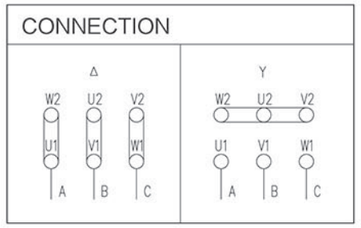

技术数据

产品号	额定功率		极数	机座号	电压		频率	转速	电流	
Series-Code	Rated Output		Poles	Frame Szie	Voltage		Frequency	Speed	Amps	
	(KW)	(HP)			(V)		(HZ)	(r/min)	(A)	
LV2-013-□1-112-S1	4	5.5	2	112M	220	380	50	2880	13.6	7.9
LV2-014-□1-112-S1	4	5.5	4	112M	220	380	50	1438	14.3	8.3
LV2-015-□1-132-S1	5.5	7.5	2	132S	220	380	50	2880	18.4	10.7
LV2-016-□1-132-S1	5.5	7.5	4	132S	220	380	50	1450	19.8	11.5
LV2-017-□1-132-S1	7.5	10	2	132S	220	380	50	2880	18.4	10.7
LV2-018-□1-132-S1	7.5	10	4	132M	220	380	50	1453	26.1	15.1

产品号	效率	功率因素	额定转矩	最大转矩/额定转矩	堵转转矩/额定转矩	堵转电流/额定电流	绝缘等级	防护等级	工作制
Series-Code	Efficiency	Power Factor	Rated torque	Tmax/Tn	Tst/Tn	lst/ln	INS	IP	Duty
	(%)	Cos φ	(N.m)						
LV2-013-□1-112-S1	85.8	0.9	13.3	2.3	2.2	7.7	F	IP54	S1
LV2-014-□1-112-S1	86.6	0.85	26.6	2.3	2.2	6.8	F	IP54	S1
LV2-015-□1-132-S1	87	0.9	18.2	2.3	2.2	9	F	IP54	S1
LV2-016-□1-132-S1	87.7	0.83	36.2	2.3	2.2	6.9	F	IP54	S1
LV2-017-□1-132-S1	88.1	0.9	24.9	2.3	2.2	8.7	F	IP54	S1
LV2-018-□1-132-S1	88.7	0.85	49.3	2.3	2.2	7.8	F	IP54	S1

*产品外形尺寸在外形图中，按机座号及工作制查询。

*产品号中□填写安装连接代码，特殊要求可定制。

面漆要求

RAL9005 RAL5010 闪 银 客户可提供色卡

交流电机 AC MOTOR <<

单相电机

液压电机

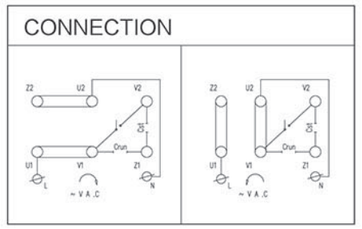

技术数据

产品号	额定功率		极数	机座号	电压	频率	转速	电流
Series-Code	Rated Output		Poles	Frame Szie	Voltage	Frequency	Speed	Amps
	(KW)	(HP)			(V)	(HZ)	(r/min)	(A)
LB -006-□3-90-S1	1.1	1.5	4	90D	220	50	1400	7.3
LB -008-□3-90-S1	1.5	2	4	90D	220	50	1400	9.7
LB -009-□3-90-S1	2.2	3	2	90D	220	50	2800	13.7
LB -010-□3-90-S1	2.2	3	4	90D	220	50	1400	14.1

产品号	效率	功率因素	启动电容	运转电容	最大转矩/额定转矩	堵转电流/额定电流	绝缘等级	防护等级	工作制
Series-Code	Efficiency	Power Factor	Start Capacitor	Running Capacitor	Tmax/Tn	lst/ln	INS	IP	Duty
	(%)	Cos φ	(μf/V)	(μf/V)					
LB -006-□3-90-S1	72	0.95	200/250	35/450	1.6	5	F	IP54	S1
LB -008-□3-90-S1	74	0.95	250/250	40/450	1.6	5	F	IP54	S1
LB -009-□3-90-S1	77	0.95	150/250	35/450	1.6	5.5	F	IP54	S1
LB -010-□3-90-S1	75	0.95	400/250	40/450	1.6	5	F	IP54	S1

*产品外形尺寸在外形图中，按机座号及工作制查询。

*产品号中□填写安装连接代码，特殊要求可定制。

面漆要求

RAL9005 RAL5010 闪 银 客户可提供色卡

Windlass and winch motor – medium duty (114 mm, 4.5" frame)

- This motor is designed for medium duty windlasses of up to 13.6 Nm (10 lb–ft) @ 4 hp
- Available with sealed bearings

Windlass and winch motor – light duty (78 mm, 3.1" frame)

- This motor is designed for lighter duty windlasses of up to 2 Nm (1.5 lb–ft) @ 1 hp
- Available with thermal protection

Bilge pump, freshwater pump, sail boat drives, retractable thrusters, steering assist and motors for various powered equipment

- These motors are designed to operate at long duty cycles for use with various types of pumps.
- They are designed with a low armature resistance making them ideal for longer periods of operation.

Customization

Each of our models can be customized to meet your physical and performance requirements.

- Mounting and shaft interface:
  - We can easily customize the motor mounting and shaft configurations to match your application.
- 12V, 24V, 36V and 48V DC; other voltages can be custom designed
- Environmentally protected up with designs up to IP67 and IP69
- Motor finish for salt-spray resistance
  - Clear zinc coating
  - eCoat black
  - Chrome plating
- Thermal protection
- Speed sensors



Gaudent Technology

Motors and Air-moving Products From Gaudenttech for Many Applications