


PIKES PEAK WOODTURNERS

Founded in 1988



A chapter of American Association of Woodturners

<http://ppwoodturners.org>

June 2026

Volume 31 Issue 6

The PPW meets on the first Thursday of each month at 6:00 pm, at Scott Longberry's wood turning shop, 12470 Lazy E Rd. Falcon. The club will host a social event at 5:30, prior to the meeting. For more information contact Paul by email at pmhartman@fastmail.fm.

June's PPW meeting: 4 June (Thursday)

The club will meet at Scott Longberry's shop where Don Laucirica will demonstrate turning a three-part lidded box.

PPW Internet and Social Media Sites

Web Site: <https://ppwoodturners.org/>

Facebook:

<https://www.facebook.com/groups/191168840924000>

Submit your Newsletter suggestions to
pikespeakwoodturners@gmail.com.

May's Wood Turning Activities

Scott Longberry gave a masterclass demonstration on his methodology for wood turning using a skew.

Several members attend wood turning club meetings in Denver and Pueblo. Carpooling is available. **Bring a few bucks to help cover the gas cost.**

Become a writer for the newsletter! All skill levels appreciated! Submit your articles (Single page, MS Word format preferred) to
pikespeakwoodturners@gmail.com.

Pikes Peak Woodturners (PPW) is the Colorado Springs chapter of the American Association of Woodturners (AAW), serving woodturners throughout El Paso County. We help woodturners gain experience by providing monthly demonstrations with professional turners and mentoring. PPW dues are \$30/year per member and \$50 for family and paid by March. Club funds are spent to bring in guest demonstrators, purchase, and maintain club equipment, and to expand the library inventory. Your first two meetings are free. If you would like to attend a meeting, contact any of the Club Officers listed below.

2026 Club officers

President - Paul Hartman, pmhartman@fastmail.fm

Vice President/Programs - Charles House,
howscats@msn.com

Secretary - Don Laucirica, lauciricad@gmail.com

Treasurer - Jill Smarr, smarrjill@gmail.com

Woodturning adage

""When sphincter tightening exceeds chuck tightening, you have a problem." — Reed Gray

<https://www.aawforum.org/community/threads/new-bowl-turner-lathe-rpm-and-bowls.9519/ra>

PPW 2026 Calendar

Month	Date	Event	Topic / Demo	Demo Lead	Challenge	Misc
January	1/5	Leadership Mtg				
	1/8	Meeting	Chisel handles	Charles H		Leadership Meeting Notes, Annual Dues Collection
February	2/5	Meeting	Trent- Bosch Hollowing system	Jill S		
	2/21	Workshop	Spindle Turning Techniques	Scott L		Scott's Workshop
March	3/5	Meeting	Earrings	Paul H	Segmented Bowl - Judge Bill R	
	TBD	Workshop	Lidded Bowls			
April	4/2	Meeting	Designing and building Star Patterns	Bill R		Social, tool, and wood sale viewing at 5:30pm
	4/11	Tool and Wood Sale: 12:00 – 2:00 PM Bill Roland's wood shop, 8464 Bohleen Rd. Falcon,				
	4/18	Workshop	Finial design and turning. By Scott Longberry			
May	5/7	Meeting	Skew Methodology	Scott L	Lidded Boxes using the white silicon blanks handed out at April's club meeting.	
June	6/4	Meeting	Lidded Boxes	Don L		
	TBD	Workshop				
July	TBD	Leadership Mtg				
	7/9	Meeting	TBD			
	TBD	Summer Potluck	TBD			
August	8/6	Meeting				
	TBD	Workshop				
September	9/3	Meeting	TBD		TBD	
	TBD	Workshop				
	TBD	Shop Tour				
October	10/1	Meeting	TBD			
	TBD	Workshop				
November	11/5	Meeting	TBD			
	TBD	Workshop				
December	12/3	Meeting	Potluck			

- Monthly meetings are held of the first Thursday of the month, at 6:00 PM, at Scott L.'s shop at 12470 Lazy E Road out in Falcon.
- Workshop are project-oriented events, held later in the month, date, time, and place TBD. Limited by the limited number of club lathes.
- Challenges are held quarterly.
- Shop Tours will occur at a club member's house/shop, place, and date TBD.

Future Events, Symposiums, etc.

- **June: The 2026 AAW International Woodturning Symposium**, June 4–7, 2026. Raleigh Convention Center in Raleigh, North Carolina. <https://community.woodturner.org/events/event-description?CalendarEventKey=24872de6-085a-412c-9f5f-01946abbc0a2&Home=%2fevents%2fcalendar>
- **September: Rocky Mountain Woodturning Symposium**. September 18-20, 2026, Loveland Colorado <https://rmwoodturningsymposium.com/>

Shop Talk: Cutting “Downhill”

After watching several club demonstrations, I was not fully understanding the term “cutting downhill.” I did a little research and below is a brief explanation.

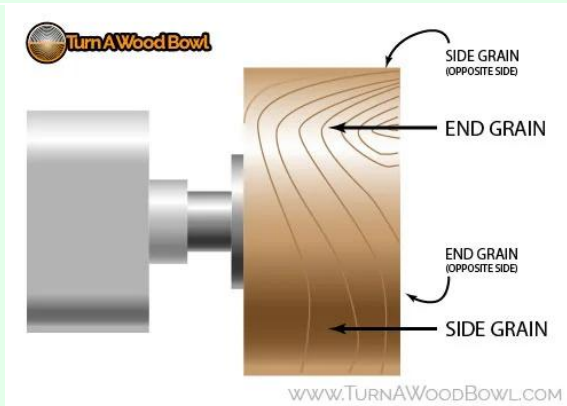
Definition: “Cutting "downhill": Moving your tool from a larger diameter to a smaller diameter, or with the slope of the grain. This technique supports the wood fibers during the cut, preventing tear-out and yielding a much smoother surface than cutting "uphill".

How "Downhill" Works: Cutting downhill allows your tool to slice through wood fibers while the uncut wood behind them provides structural support. Cutting uphill acts like pushing a knife the wrong way through a hairbrush—the wood fibers bend, catch, and tear out.

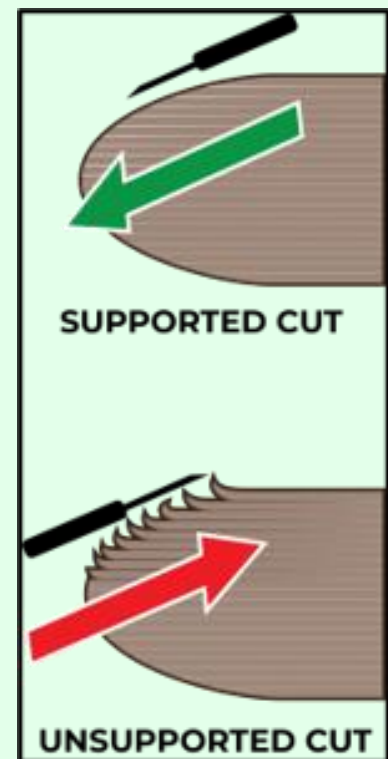
When applying your tool to your wood ensure you are cutting with the grain - cutting downhill - or making supported cuts – note the diagram to the left.

For spindle turning, wood blanks are mounted end-grain, while for bowls, side-grain is usually preferred for strength and stability.

- “Cut with the grain” or make supported cuts, which can result in a cleaner, more precise cut and prevent tearing.



<https://turnawoodbowl.com/supported-cut-wood-grain-bowl-gouge-cut-direction/>



- **Spindle Turning:** On a spindle (mounted between centers), you cut downhill by moving the tool from the widest part of the turning toward the narrower ends.
- **Bowl Turning:** Inside a bowl, cutting downhill means starting at the rim and working your way down toward the bottom. On the outside of a bowl, you work from the bottom (foot) up to the rim.
- **Rule of Thumb:** A straightforward way to check your direction is to look at the wood grain and ensure your tool travels from the "shorter grain toward the longer grain".
- **Lathe Speed:** Starting the lathe at the wrong speed is a common mistake. Do not to exceed 1000 RPM for larger pieces and to start with slower speeds if you are a beginner, gradually finding what feels comfortable for you.

Notes and References:

- Essential Tips to Avoid Woodturning Mistakes February 18, 2025 (<https://huntertoolsystems.com/blog/avoid-woodturning-mistakes/>)
- Fundamental #1; Video 2: Grain Direction Spindles (<https://vimeo.com/68647901?fl=pl&fe=vl>)

Safety Corner: Wood Turning Accidents

Who has not heard or attempted “one last cut”? Or “I thought the tenon was sufficiently large, the mortise deep enough.” Some mistakes ruin a project, others your day, others still far worse.

Woodturning: A Big Yew Bowl w/ Bowl Turning Accident

Reasons for the bowl coming off was:

1. Tenon was too small for the mass of the bowl
2. Tenon was also too sharp making it, so the jaws only contacted a small part of the wood
3. Jaws I was using were too small as I didn't have the right size at the time
4. Aggressive cuts didn't help either, but I am making it one of the reasons why as the wood was very dry and hard putting more force into the physics of woodturning



Woodturning A Big Yew Bowl w/ Bowl Turning Accident

<https://youtu.be/2pQIYfz9Pjw?si=j7zbSZAgntzTzMxNH>

Wood Turning Accident, From Mike Waldt, a very experienced woodturner

This clip shows how easy it is to have a Wood Turning accident if you let your guard down for one second. I was taking just "one more cut" and didn't bother to put my full-face shield back on, or my dust mask, as I was only going to make a couple of passes..... I was incredibly lucky. ALWAYS YS wear a full-face shield.



and then



Watch the full clip at: https://youtu.be/X21B_ViwsL0?si=weBRFUM6ote49vcl

Woodturning Fatalities: Rare, very rare, however...

2009: A 52-year-old Waterdown, Ontario man was fatally injured working at his lathe on Monday afternoon.


- <https://www.aawforum.org/community/threads/woodturning-fatality-in-waterdown-ontario.6321/>

2023: Joan Kelly was turning a heavy bowl blank on her lathe. It flew to pieces and one large piece struck her in the face and forehead causing profuse bleeding and underlying injuries to the face and skull. She got to the hospital having lost a great deal of blood and requiring transfusions. She died two weeks later.

- <https://www.aawforum.org/community/threads/let-us-not-forget-joan-kellys-death-and-the-lathe-guarding-lessons-that-sad-event-taught-us.20484/>

May 2026 Pictures

May's Club Meeting: Use of the Skew Master Class Demonstration by Scott Longberry



Newsletter Show and Tell



Segmented Art by Heather Marusiak, Feb 2026

Segmented, turned with carved enhancements.

Segmented Bowl by Bill Roland, Feb 2026

Walnut and maple.



Embellished Bowls by Don Laucirica, Jan 2026

Cherry, Brazilian Cherry, Hard Maples. Burned with Acrylic ink pens.

Submit your pictures to pikespeakwoodturners@gmail.com. Include your name and a concise description.