


Epic! A More Personalized Set of Instructions for Our Campus

Begin on our library Symboloo grid page: stmarylc.org/library. Go to the top right grid block; it's white with blue writing (epic!). Click on it.



You'll land here. Enter your class code in the box. Please contact Mrs. Pate for the code.



PARENTS EDUCATORS STUDENTS BLOG GIFTS SIGN UP [log in](#)

Enter Your Class Code

abc1234

Go!





Don't know your class code?
Ask your teacher or a technology assistant for help.





















Epic!'s digital library includes many of the best kids books, popular ebooks, and videos such as *Fancy Nancy*, *Bia Nate*, *Warriors*, and *National Geographic Kids*.

You're now in my class:



[Switch Class](#) [Student Log In Help](#)  [Teacher Login](#) [log out](#)

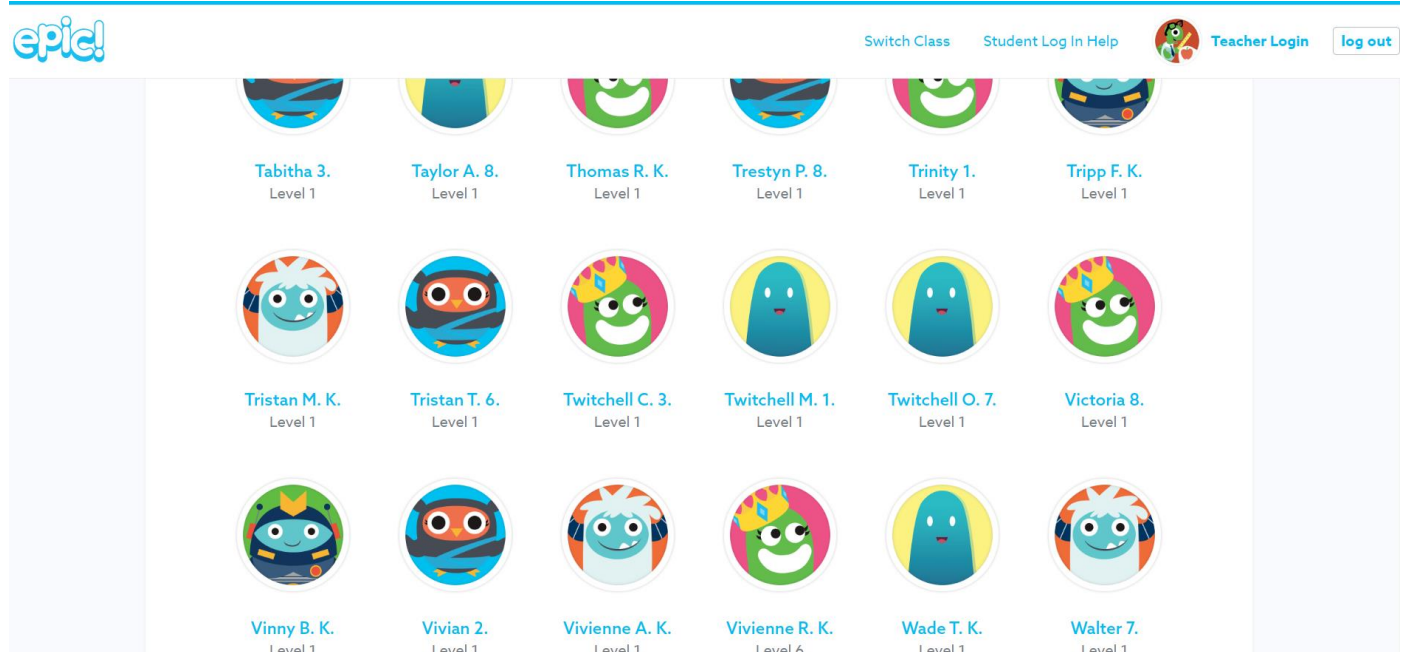
 Tabitha 3. Level 1	 Taylor A. 8. Level 1	 Thomas R. K. Level 1	 Trestyn P. 8. Level 1	 Trinity 1. Level 1	 Tripp F. K. Level 1
 Tristan M. K. Level 1	 Tristan T. 6. Level 1	 Twitchell C. 3. Level 1	 Twitchell M. 1. Level 1	 Twitchell O. 7. Level 1	 Victoria 8. Level 1
 Vinny B. K. Level 1	 Vivian 2. Level 1	 Vivienne A. K. Level 1	 Vivienne R. K. Level 6	 Wade T. K. Level 1	 Walter 7. Level 1

HOW TO FIND YOUR AVATAR--THIS IS IMPORTANT: When you look for your name, do NOT look for your last name. It's not there. Find your first name. If there's more than one person on campus with your first name, look for the initial of your last name. If you still aren't sure, the grade level is the last thing listed in blue under the avatar.

Unless you change it, everyone is set to Level 1. It doesn't mean anything because we aren't those features of Epic! It doesn't limit your choices.

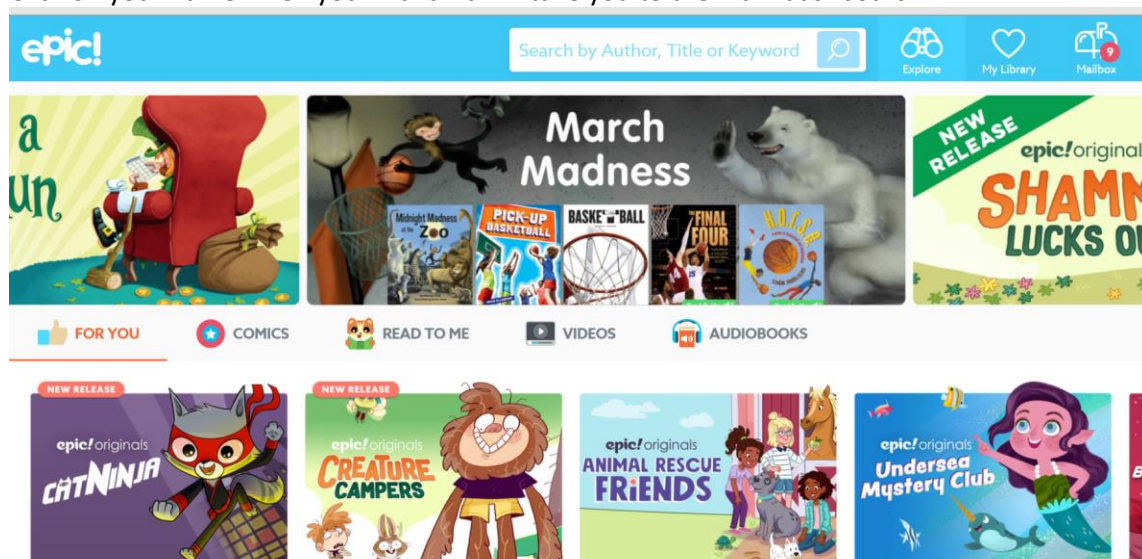
KEEP READING ON THE NEXT PAGE

Look at this screen:




I have three people on campus named “Twitchell.” (No, I don’t really. Twitchell is my pretend student!) Twitchell C. is in third grade and has a frog prince as his avatar. Twitchell M. is in first grade and has a whatever-that-is in blue as his avatar. Twitchell O. is in seventh grade. All three have Twitchell as the first part, the initial of their last name, and then the grade level. *Note that kindergarten students have a “K” instead of a number for their grade level.*

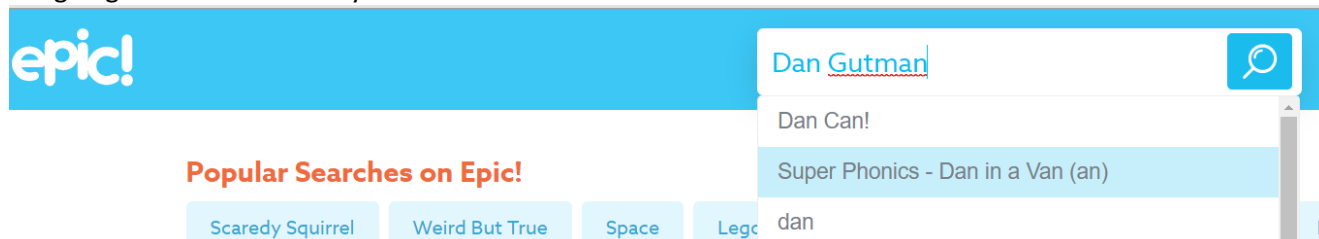
Click on your name when you find it. It will take you to the main dashboard.



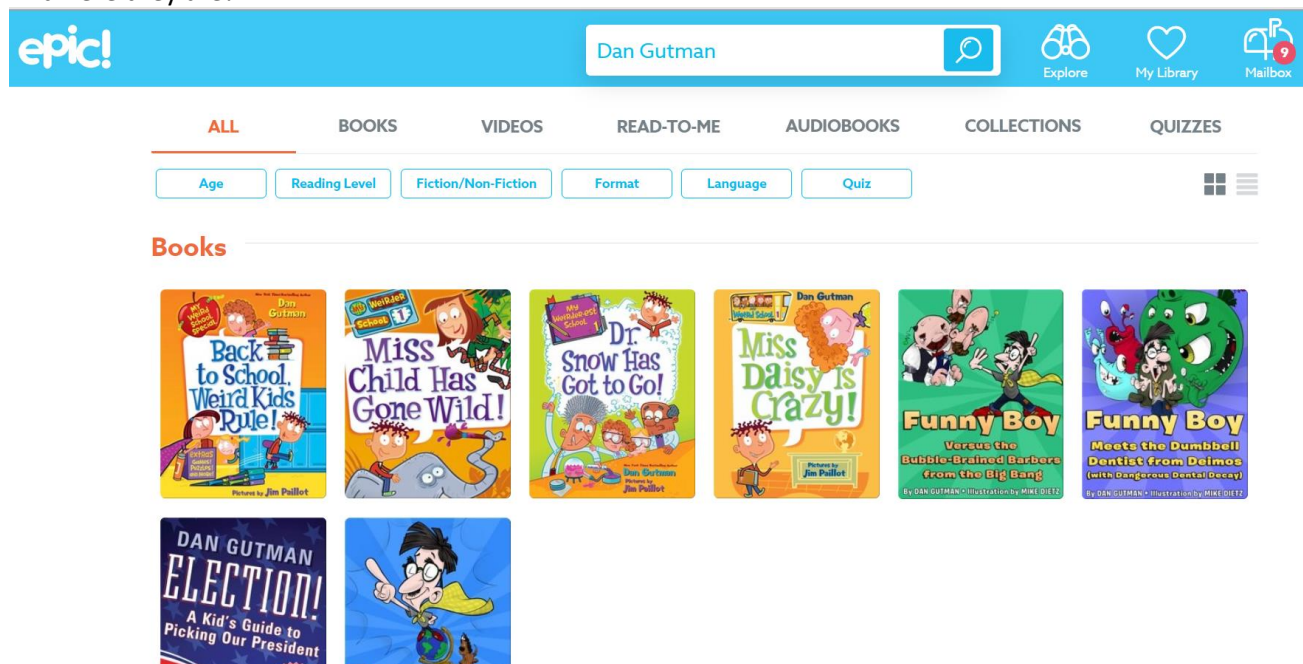
Click in the search box to look for a book.



I'm going to look for books by Dan Gutman:



And here they are!



Click on the book you want to read. Even if someone else has it checked out, you can still check it out and read it! How cool is that? I'm going to look at *Miss Daisy is Crazy*.

Mouse over the top or bottom of the screen to see your reading dashboard:

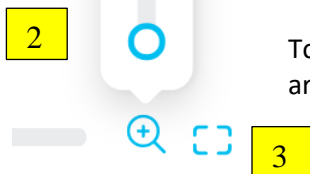


Most of what you'll need is at the bottom of the page. Find the blue circle at the very bottom, toward the left (#1). This is a slide that can take you through the book without having to turn pages.

The magnifying glass (#2) is so you can make the page bigger or smaller. Hover over it. Click and drag the blue circle to enlarge or reduce the text size.

The frame just to the right of the magnifying glass (#3) toggles between full screen and partial.

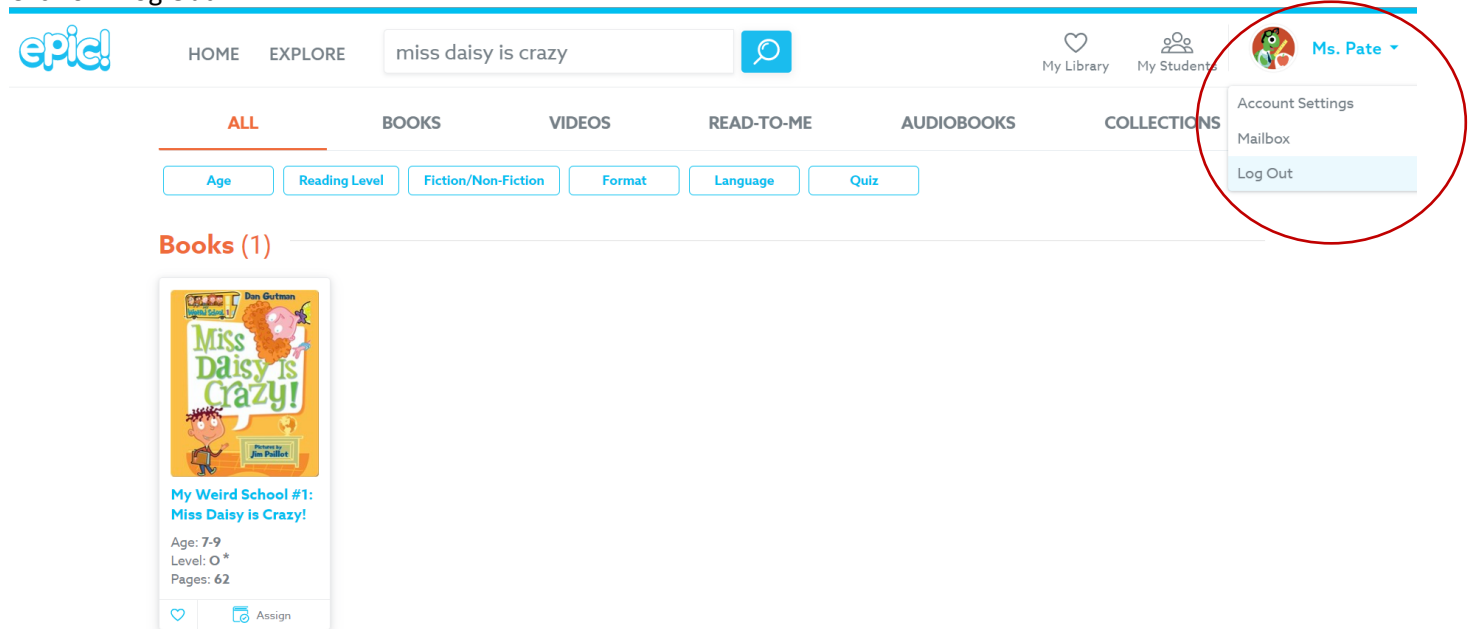
To turn pages, hover over the right side of the book (forward) or left side (backward). A black arrow will appear. Simply click to turn the page.



To quit the book, hover at the top of the screen. Click on the white X that appears at top, right in the blue.



To log out of Epic! hover over your avatar at the top, right. The drop down menu will appear. Click on “Log Out.”



If you need to find a book’s AR level, please look at the handout or video called “Finding a Book’s AR Level.”