
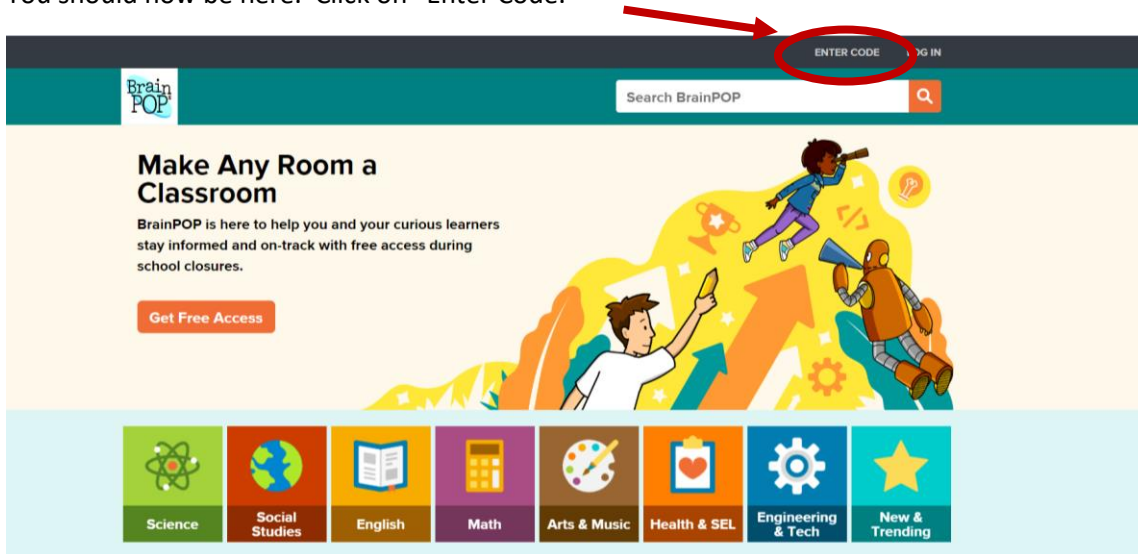


How To for BrainPop (includes BrainPop, Jr and BrainPop Espanol)

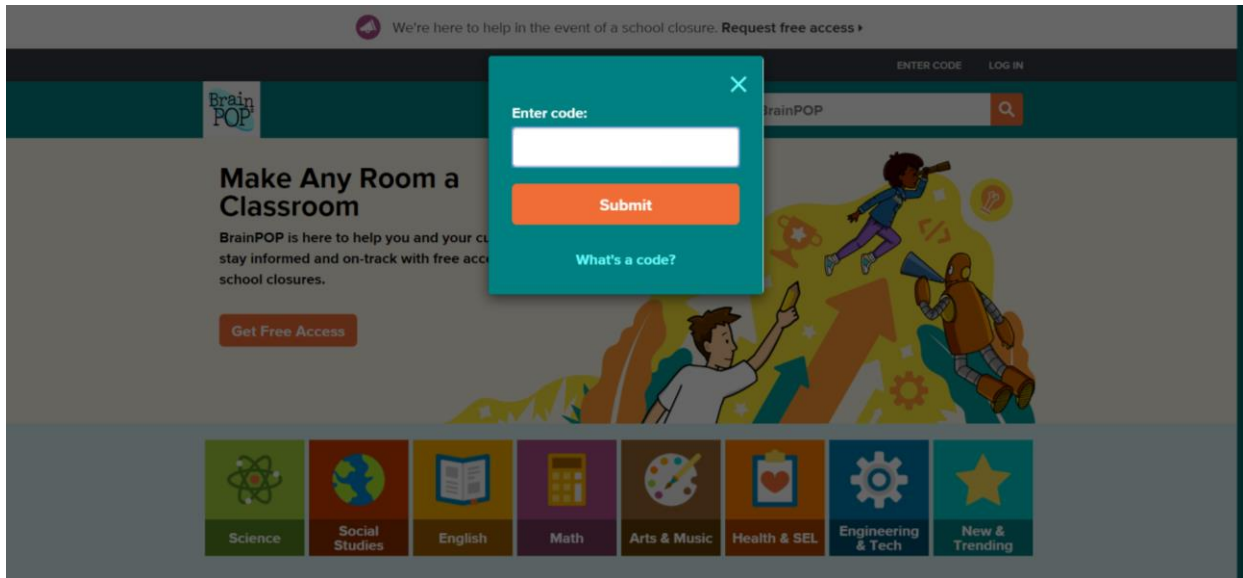
Go to stmarylc.org/library and find the BrainPop block in the grid. It's in the first column, five rows down. Click on it.



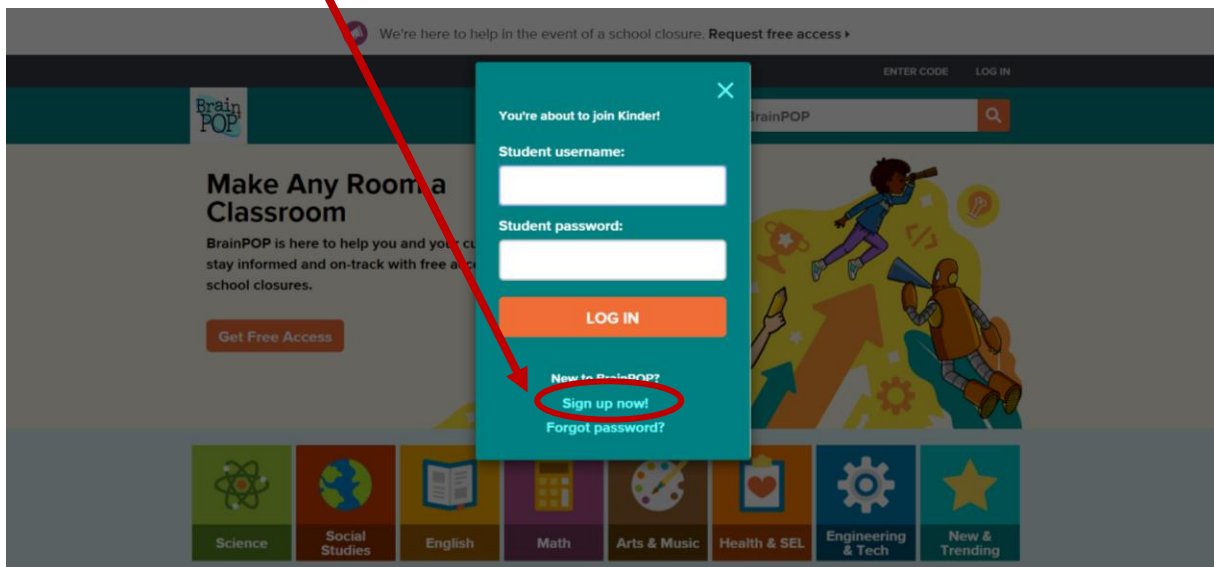
You should now be here. Click on "Enter Code."



Enter the code your child's teacher gives you or contact Mrs. Pate for that code. Click on "Submit."



Click on "Sign Up Now"



Fill out the information on the “Individual Account Registration” page. I advise a last initial only; I don’t like have students last names in too many databases online.

BrainPOP

ENTER CODE LOG IN

Search BrainPOP

Individual Account Registration

You're about to join this class: **Kinder**
Create your individual account to get started. Already have an individual account? [Log in](#)

First Name
Twitchell ✓

Last Name
Gabernosky ✓

Username
Don't use your real name, but choose a username that your teacher can use to identify you. For example: AnnieJ222.
tgab ✓

Password
Your password must have at least 6 characters and 1 number.

Oops! My friend Twitchell didn’t follow directions too well.

He should have put only the letter “G” in the Last Name field.

Let’s get that fixed!

You're about to join this class: **Kinder**
Create your individual account to get started. Already have an individual account? [Log in](#)

First Name
Twitchell ✓

Last Name
G ✓

Username
Don't use your real name, but choose a username that your teacher can use to identify you. For example: AnnieJ222.
tgab ✓

Much better! Now he can create his username (tgab, here) and continue to scroll down the page, filling out fields as he goes.

You'll need to enter a password, then do it again in the "Retype password" field.

Your teachers won't be able to see it, so write it down somewhere safe.

Choose a security question. Here, Twitchell has chosen "What is your favorite animal?"

Of course it's a bobcat! He should write that information down, as his teachers won't be able to see it.

Finally, you'll need to select a security image. Twitchell couldn't find a bobcat, so he chose a lion instead.

Please write this down as well.

Now click on the orange "Create Account" button at the bottom of the page.

Your password must have at least 6 characters and 1 number.

Retype password

Security question

Choose a question we can ask you in case you forgot your password.

Answer

What's the answer to your security question?

Security image

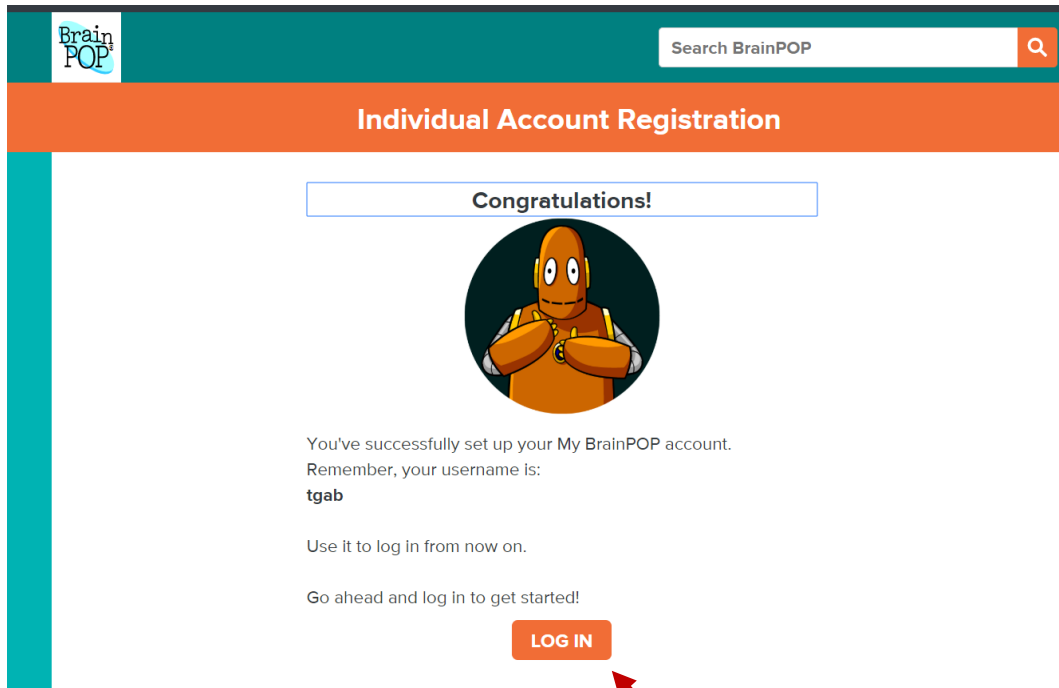
Choose an image. You will need to get your password in case you forget.



Create Account

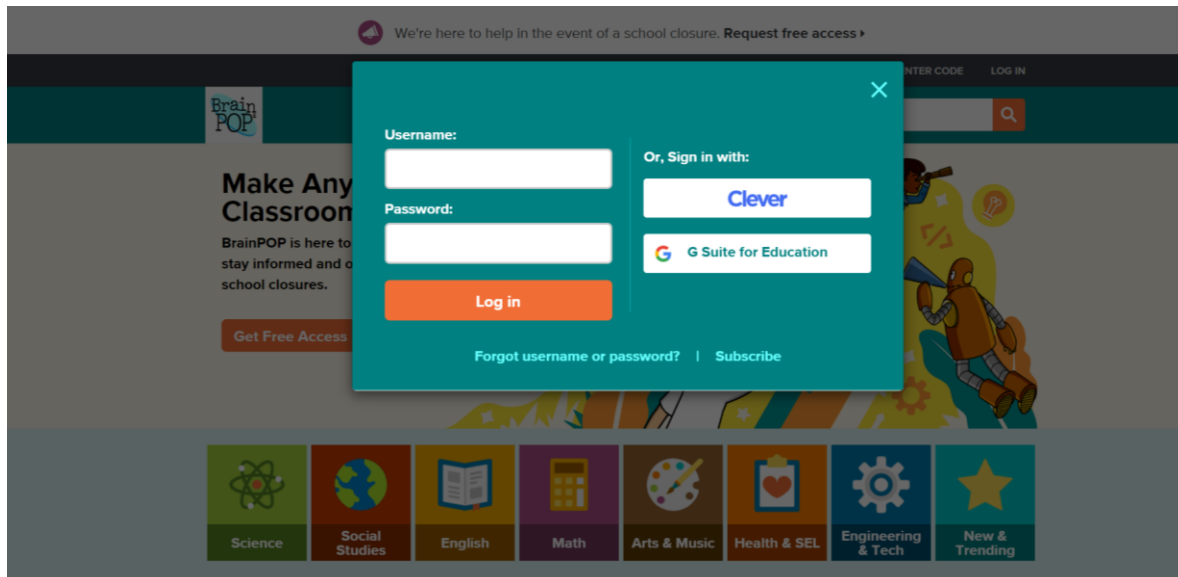


You should now see this page (except it will have your own username).

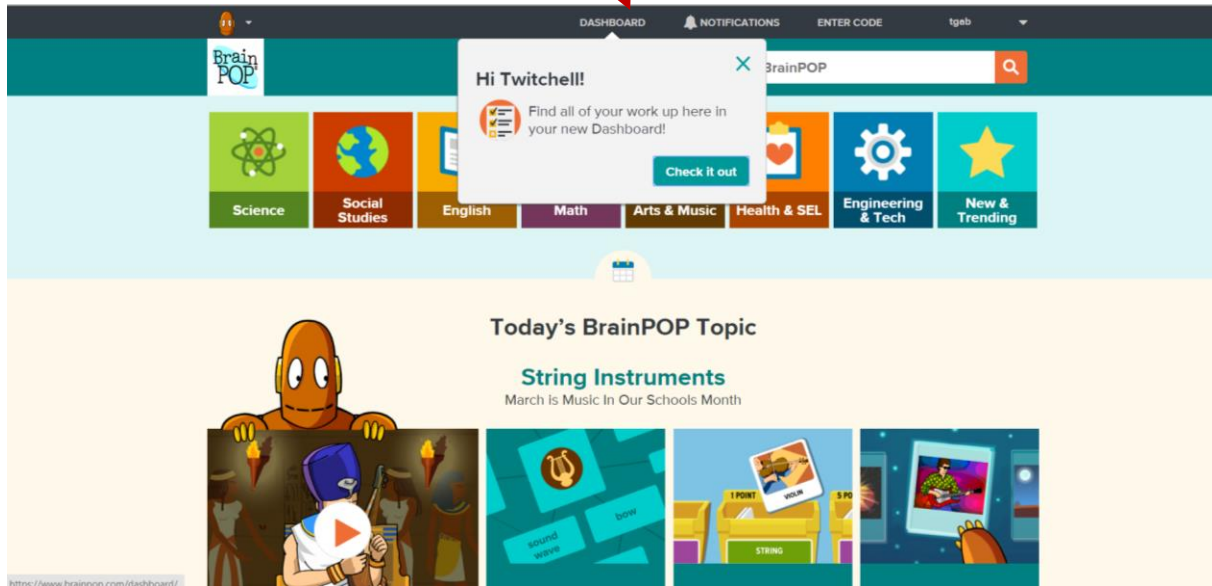


Click on "Log In" (orange button toward bottom of page).

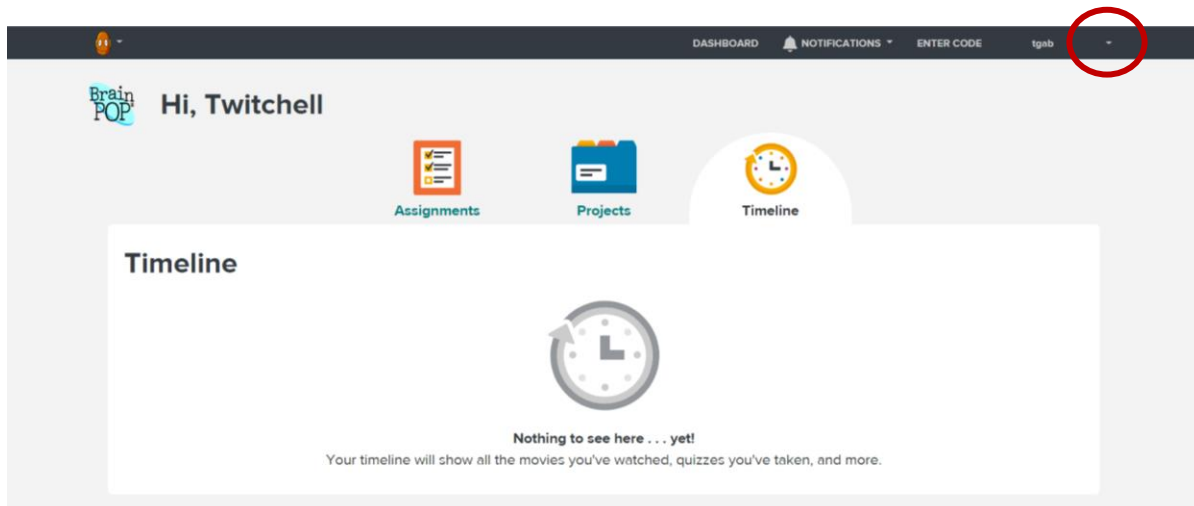
You are now back to the Log In screen. Enter your username and password that you just created and click on the orange "Log In" button.



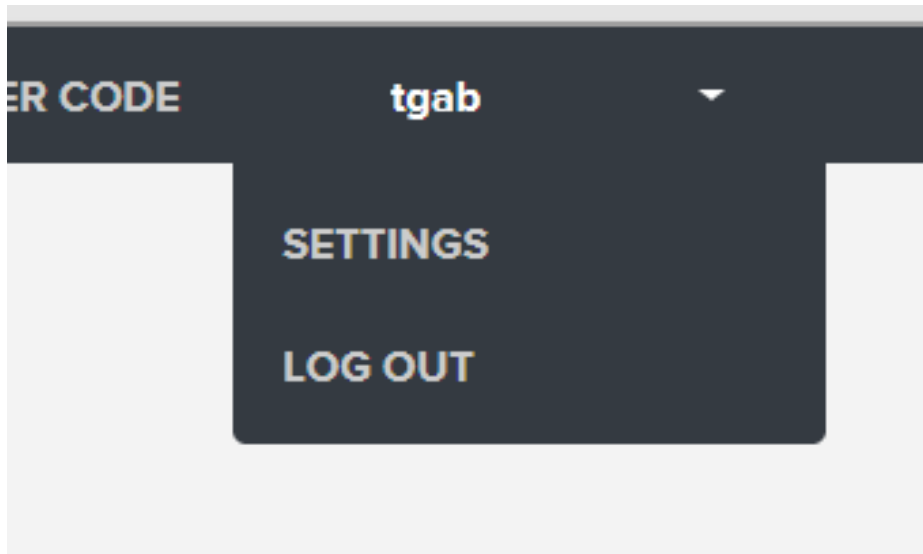
Now you will see your homepage. Click on the Dashboard to see if your teacher has left you any assignments, or just explore! BrainPop is FUN!



Twitchell doesn't have anything yet. When you're ready to quit, click on the drop-down arrow next to your username, top right.



You should see this menu under your username (top right). Click on “Log Out.”



That's it!