


How To Find Your Child's Core Class Assignments

If you will go to stmarylc.org/library, the main link is in the first column, four blocks down. It's orange and says "RenWeb" on it. (You can also go to renweb1.renweb.com and get there, but it's a lot more steps.)



To log in:

Use district code STMY-TX (case sensitive)

Use your child's username and password.



Important: before you hit "Log In," look at the three boxes below the password. Click on "STUDENT" then on "Log In"

Family Portal Login

District Code:

User Name:

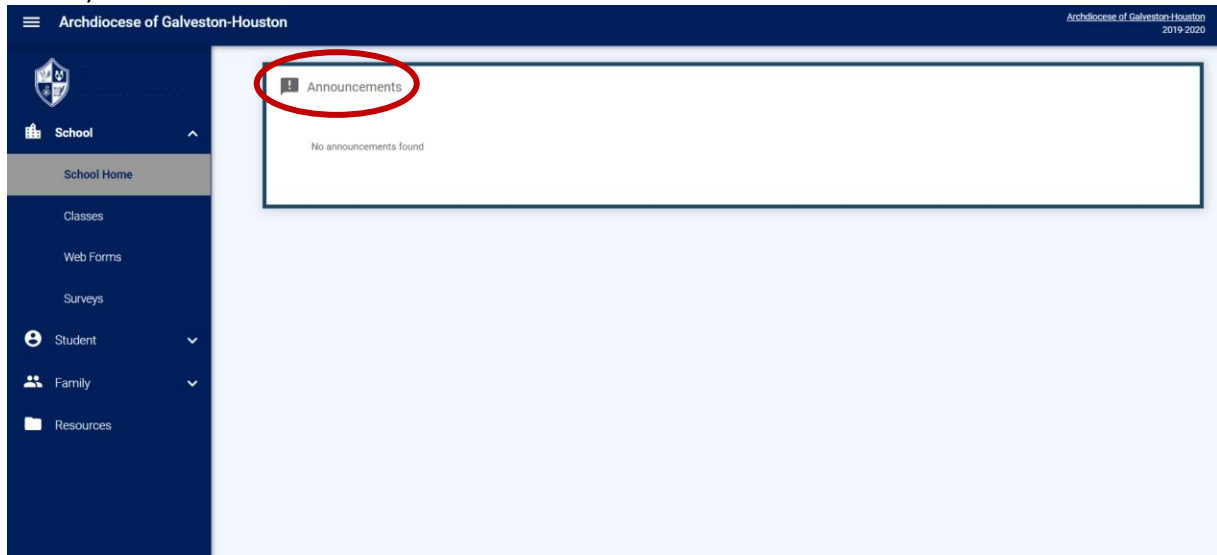
Password (case-sensitive):

[Forgot User Name/Password?](#)

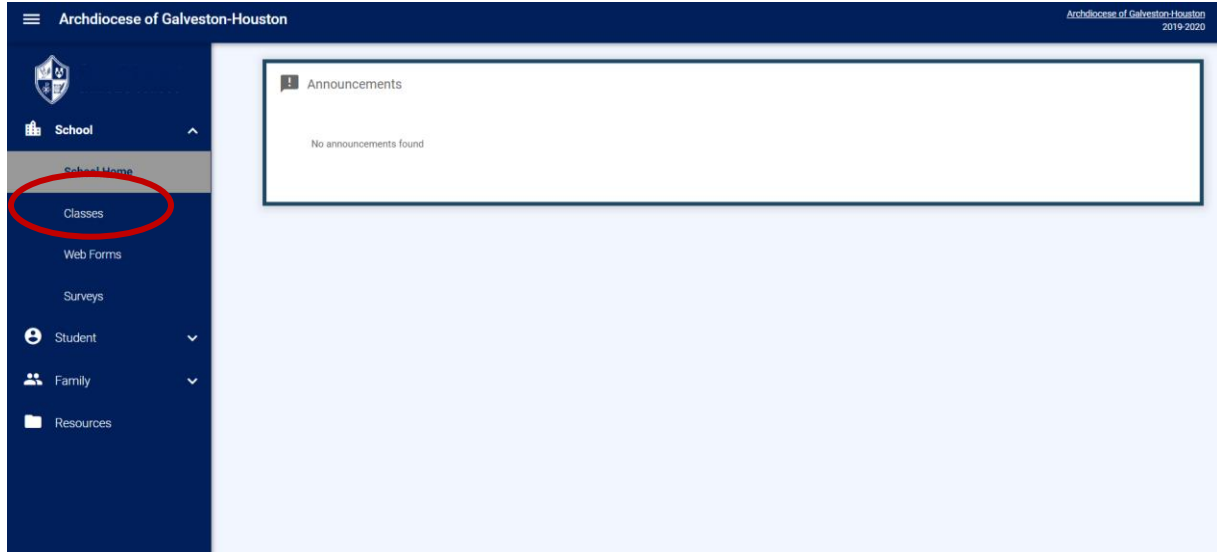
Parent Student Staff

[Create New Family Portal Account](#)

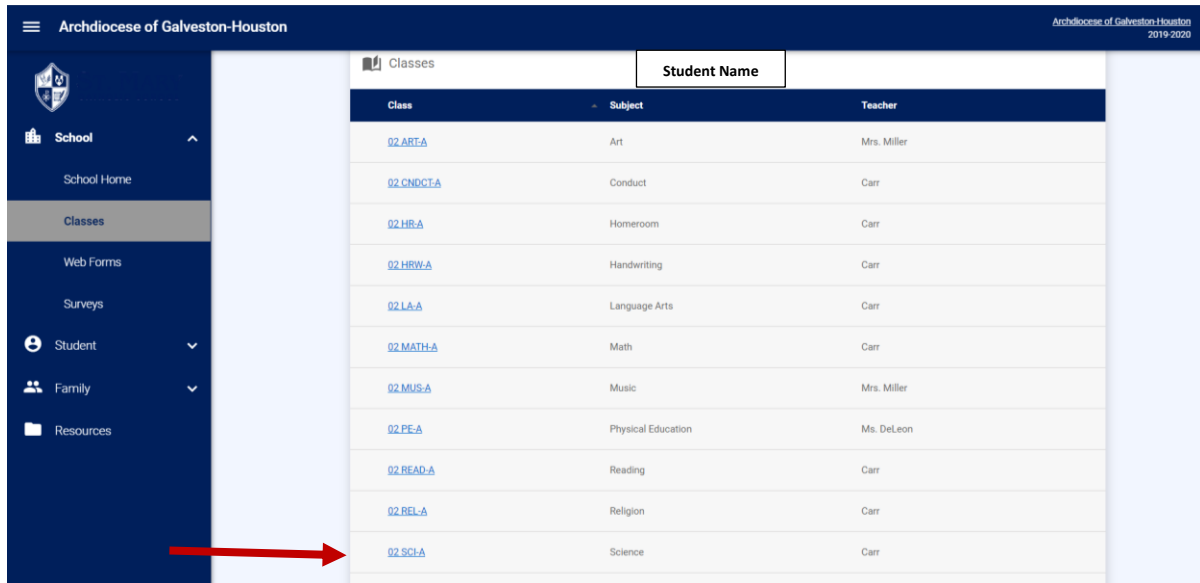
Once you're in, check for announcements on the page that automatically comes up (School Home).



Click on CLASSES on the left.



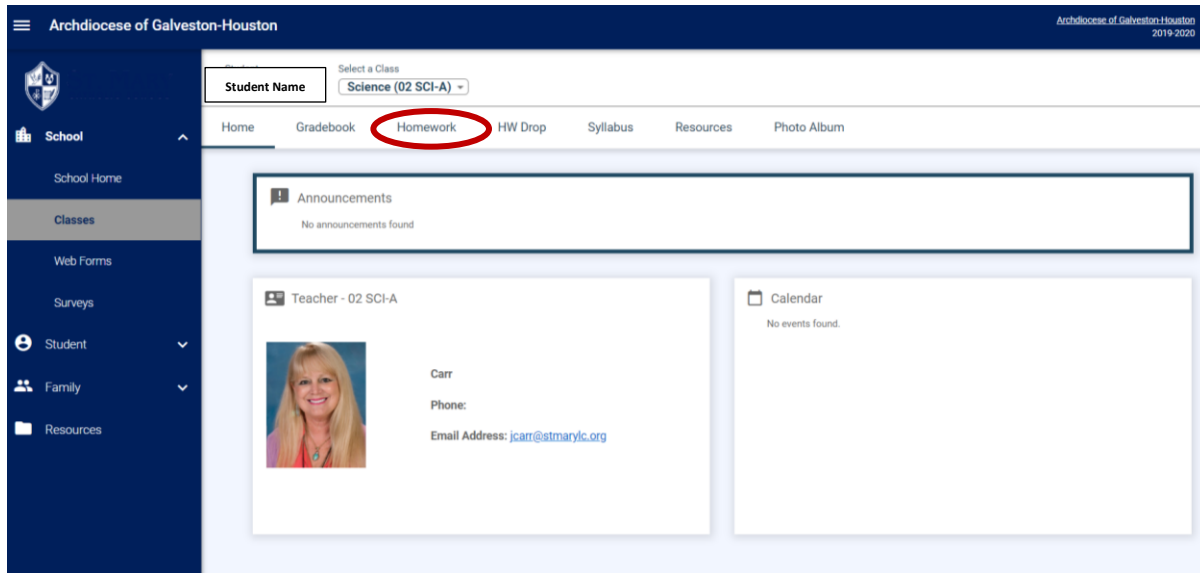
You will see a page that has all your child's classes listed. Check with your child's teacher to see where she lists assignments. Some teachers are listing it under the "HR" (Homeroom) class, while others are listing each subject under its class heading. For example, science lessons would be found in the 02-SCI-A class. Click on any class link in blue--for example, "02 SCI-A"



The screenshot shows the 'Classes' page on the Archdiocese of Galveston-Houston website. A table lists various classes with columns for Class, Subject, and Teacher. The '02 SCI-A' class is highlighted with a red arrow.

| Class | Subject | Teacher |
|---------------------------|--------------------|-------------|
| 02 ART-A | Art | Mrs. Miller |
| 02 CNDC-A | Conduct | Carr |
| 02 HR-A | Homeroom | Carr |
| 02 HRW-A | Handwriting | Carr |
| 02 LA-A | Language Arts | Carr |
| 02 MATH-A | Math | Carr |
| 02 MUS-A | Music | Mrs. Miller |
| 02 PE-A | Physical Education | Ms. DeLeon |
| 02 READ-A | Reading | Carr |
| 02 REL-A | Religion | Carr |
| 02 SCI-A | Science | Carr |

You should see something like this. Click on the "Homework" tab towards the top, in the white.




The screenshot shows the 'Homework' page for the '02 SCI-A' class. The 'Homework' tab is circled in red. The page displays a teacher profile for Carr and a calendar section.

Student Name: [Input Field] Select a Class: [Science \(02 SCI-A\)](#)

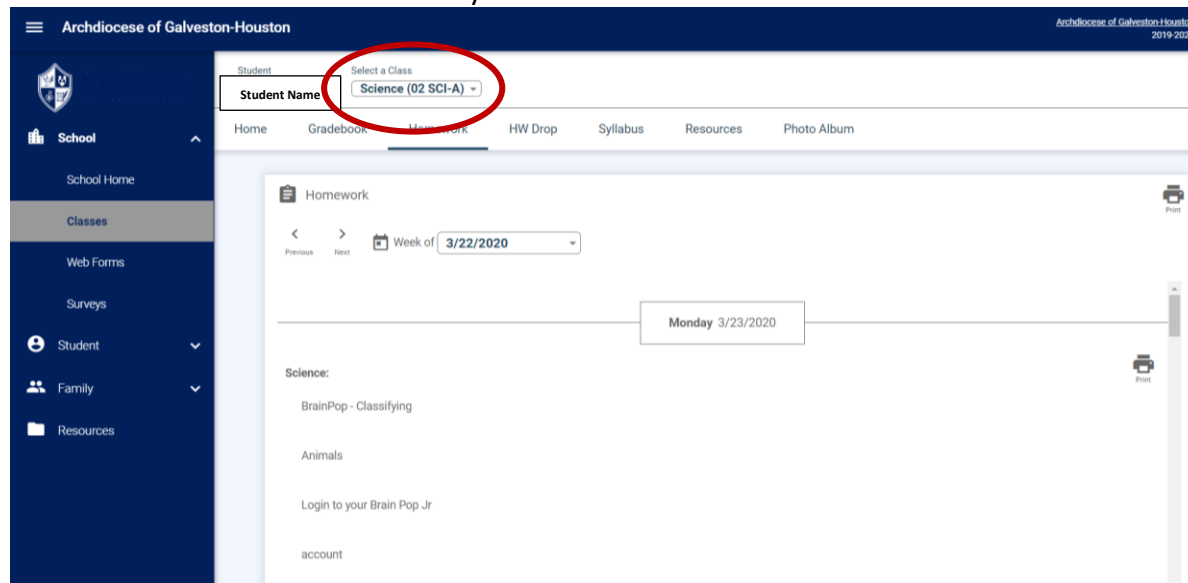
Home Gradebook **Homework** HW Drop Syllabus Resources Photo Album

Announcements
No announcements found.

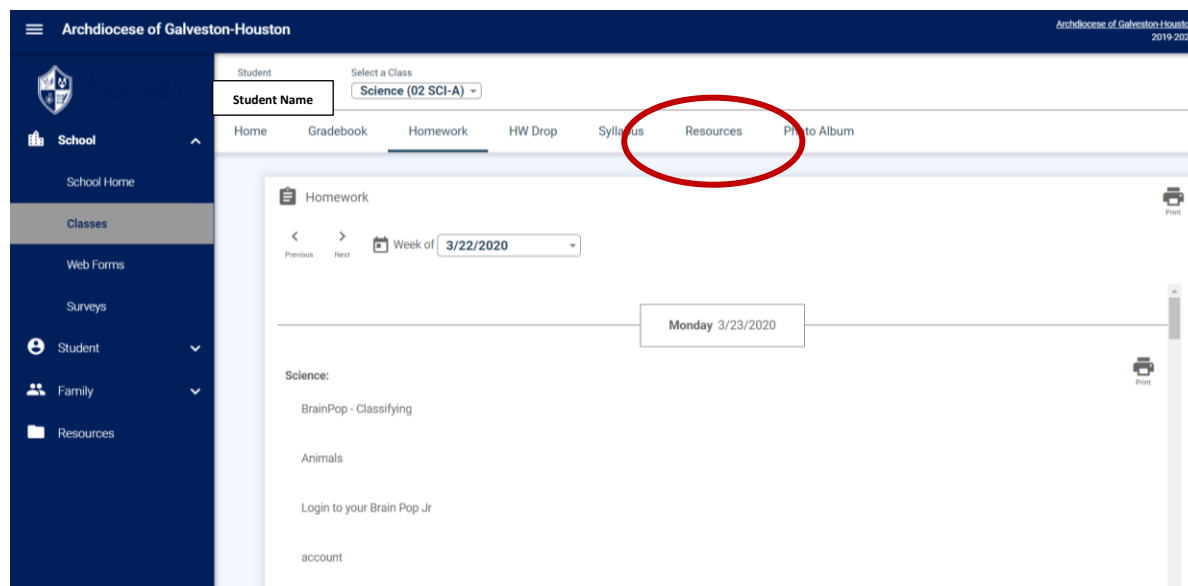
Teacher - 02 SCI-A
 Carr
Phone:
Email Address: jcarr@stmarylc.org

Calendar
No events found.

You should now be able to see assignments for that class. If you need to look at another class, you may use the “Select a Class” feature toward the top. Click on the down-arrow to see other available classes. Click on the class you want to see.



You may also want to check the “Resources” tab to see if the teacher has any documents or other resources you’ll need for your lessons.



If resources are available, click to download.