

A Bad Case of Stripes

Gretchen Kralj
February 2026

Hello, my name is Gretchen
and I'll admit, I have a bad case of
the stripes. I don't know why so
many quilters avoid this category of
patterns so often.
Me, I buy them all!!!

What are Stripes?

Stripes are directional or linear patterns made up of straight lines running parallel to each other.


Why Stripes?

1. They catch the attention of the viewer (by adding movement, interest, or cohesiveness).
2. They are included as part of almost every fabric line.




Types of Stripes:

1. **Balanced** - a symmetrical pattern where the stripes are evenly spaced and usually of equal width, creating a mirrored, repeating, or consistent look. The pattern looks identical from either side of a central point, simplifying pattern matching during sewing.




Types of Stripes:

2. Mirrored - a textile featuring a balanced, symmetrical pattern where the stripe sequence is reflected around a central point, creating a mirror image. Unlike traditional stripes that repeat in one direction, a mirrored stripe pattern reverses itself, making it ideal for creating symmetrical design.




Types of Stripes:

3. Unbalanced - an asymmetrical pattern where the stripes and background vary in width, color, or spacing, creating a non-symmetrical, non-repeating mirror image. These patterns do not look the same if turned 180 degrees, making pattern matching in garment construction more complex.




Types of Stripes:

4. Vertical - These stripes are woven vertically, but in many cases the fabric can be turned so the stripes can be presented horizontally or diagonally.



Types of Stripes:

5. Horizontal - These stripes are specifically woven to be used horizontally so are not usually turned unless the design requires it.



Types of Stripes:

6. Diagonal - These stripes are specifically woven to be used horizontally so are not usually turned unless the design requires it.



Kinds of Balanced Vertical Stripes:

- Awning Stripes
- Cabana Stripes
- Regency Stripes
- Bengal Stripes
- Candy Stripes
- Chalk Stripes
- Double Stripes
- Triple Stripes
- Dress Stripes
- Pin Stripes
- Banker Stripes
- Railroad Stripes
- Hickory Stripes
- Regimental Stripes
- Seersucker
- Ticking Stripes
- Hairline Stripes
- Mille Stripes
- Pencil Stripes

Kinds of Balanced Horizontal Stripes:

- Convict Stripes
- Prison Stripes
- Rugby Stripes



Kinds of Unbalanced Stripes:



BAYADÈRE



BARCODE



BRETON

- Bayadere Stripes
- Bar Code Stripes
- Breton Stripes

- Madras
- Multicolor
- Roman



MADRAS



MULTI COLOR




ROMAN

Fancy Stripes:

- Chevron Stripes
- Herringbone Stripes
- Serpentine Stripes
- Ombre Stripes
- Broken Stripes
- Satin Stripes
- Wallpaper Stripes

Cross-grain Stripes:

- stripes that run perpendicular to the selvedge for borders with mitered corners. These include border prints.



Diagonal Stripes:

- These are becoming more common, because they are great for binding.



Wallpaper Stripes:

- These are mostly used for one fabric quilts. The stripes often run vertically and include stripes with lots of interest, color and variety of scale.




How to Use Stripes?

1. Blocks
2. Sashwork
3. Borders
4. Binding
5. Substitute for pieces that are made into stripes



Blocks - Stripes can be used in blocks to add interest and movement.



Sashwork





Borders -

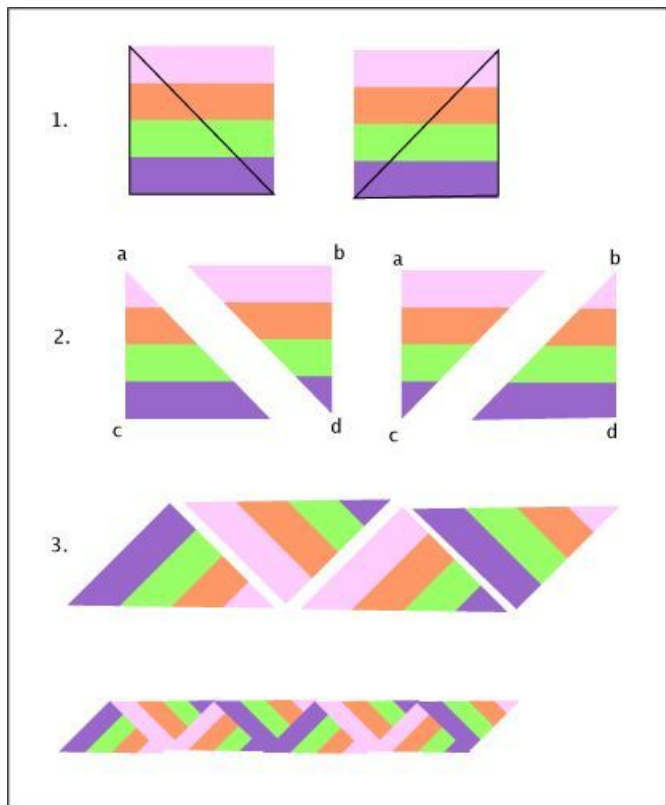
They can be used widthwise for added interest. They can be mitered if desired.



Borders -

They can be used lengthwise and can be mitered or finished with cornerstones.






Borders - Make interesting borders for panels.

Background

Can be a stripe, but be careful that it does not distract from the main block.




Binding -

Quilts can be bound in stripes for added interest

- Bias or diagonal
- Straight of grain



Substitute - Rail Fence
pattern using a stripe for
the strips makes a quick
and easy quilt



Substitute -

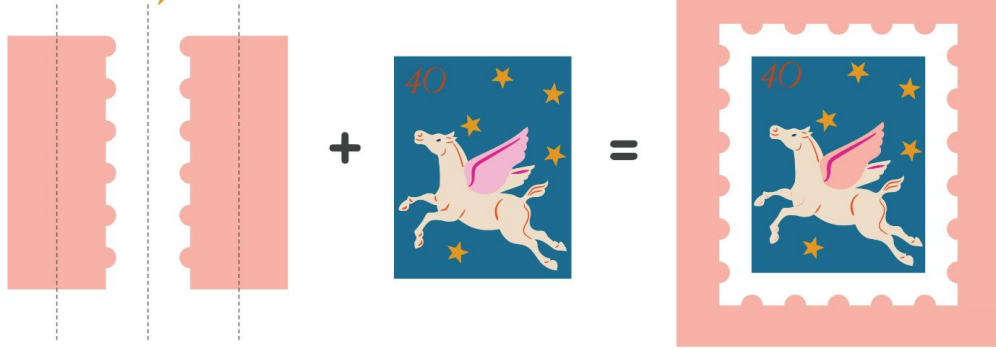
Make this Half Square Triangle pattern using a stripe. Striped fabric can also be used for the Piano Border.



What to know about Stripes

- Buy them when you see them as they can be hard to find.
- Buy more fabric than you think you need.
 - Play with the block - vary the size or the orientation of the stripes
 - Make alternating blocks - switch positive and negative space
- Analyze the pieces in the block - plan a strategy for cutting the blocks

alison glass
THE STAMP BLOCK




STAMP STRIPE + A FOCAL FABRIC = THE STAMP BLOCK

Allison Glass Stamp Striped Fabric



What can you do
with one fabric?
By: Krista Moser






Quartered Stripe Quilt by Jenny Doan

Tumbling Block Quilt



AARDVARK QUILTS






Attic Windows

Needs 2 mirror-image trapezoids to form the mitered corners. Cut strips, then cut the trapezoids individually from each strip.



Kaffe Stripes






60 Degree Ruler Patterns



Jaybird Quilt Projects





Krista Moser Quilt Projects



Memory Quilt
from men's
striped shirts

Tula Pink





Be Creative - Use your imagination and make your own original quilt design.

References:

Wonderful 1 Fabric Quilts - Kay Nickols

Stripes in Quilts - Mary Mashuta

Stripe Quilts Made Modern - Lauren S. Palmer

Plaids & Stripes: The Use of Directional Fabric in Quilts - Roberta Horton

<https://www.historyrepeating.se/blog/historic-patterns-stripes#:~:text=Balanced%20stripe%20patterns%20consist%20of,by%20bands%20and%20narrow%20stripes.>

WHAT'S IN A FABRIC LINE? - What to do with Striped Fabric by Just Get it Done Quilts

<https://youtu.be/UXRFS0-bQIq?si=eo-D99ARrbag8dk1>

https://www.pixiefaire.com/blogs/sewing-with-cinnamon/sewing-with-striped-fabrics-topic-overview?srsltid=AfmBOoptkbtclYizl_Sv9Ecs8XhRyBdKC53PNiBh74C4Jjlp9RIzjmln