

Welcome to Year 1



Information for Parents

Year 1 Staff

Teachers

1L – Mr Lake

1D – Miss Donnelly

1H – Mrs Hart

1C – Mrs Catherall and Mrs Mwasile

Teaching Assistants

Mrs Cosgrove, Miss Dumbill, Mrs Burroughs, Mrs Liyanage, Mrs France

Mission Statement

We promote the aims, mission statement and Catholic ethos of the school and ask parents to support us with this.

In RE, we are following the new scheme 'To know you more clearly'.

School day

Gates open: 8.35am

Entry through classroom doors

Registration: 8.45 – 8.55

Finish:

3:10pm

Pick up from the playground

Uniform

Winter uniform should be worn
from 30th September.

White shirt and tie

Green cardigan / sweat shirt

Grey skirt / trousers / shorts

White / grey socks/tights

Black shoes (even in summer
months)

Reminder: Water bottles/lunches/ names
on all of your child's belongings. No jewellery
should be worn except for a pair of simple earring
studs. Hair accessories should be school colours.



PE

Please come to school every **Monday** and **Thursday** in your kit.

Please ensure your child comes to school in their yellow t shirt, a pair of navy or black shorts or joggers for the cooler months and a school jumper or cardigan. (No branded clothing.)

Reminder: plasters over earrings (studs only)

Reading



- **Learning to Read through Phonics**

In Year 1 we continue to follow Little Wandle Letters and Sounds. Please familiarise yourself with the 'For Parents' section of the website at <https://www.littlewandlelettersandsounds.org.uk/resources/for-parents/>

This term, we will review Phase 3 and 4 and learn new Phase 5 GPC's. At Phase 5, the children will learn to 'Grow the Code' by learning the alternative graphemes that make the same sounds.

Reading at Home



Little Wandle Scheme Books

Your child will bring home their new Little Wandle book each **Wednesday**. They will read it in school three times and we would like you to support your child with reading at home. There are practise sounds, words and new vocabulary to discuss on the inside cover to 'warm up' and then questions about the book at the back to develop their comprehension skills.

This book **must** be returned to school on **Monday**.

Class Library Books

Your child is able to pick a book out of our class library daily. The book is to be read at home and can be returned the following day.

Spellings



The children will shortly be given a log in for Spelling Shed. The children will be assigned a number of words, matched to the Little Wandle scheme, which they will learn to spell through interactive games at home.

Writing

A Year 1 writer in Great Crosby



Composition and Effect	sequences sentences to form short narratives.
	leaves spaces between words.
	joins words and joins clauses using and.
	sequences ideas and events, composing their own sentences, to create short narratives.
	composes and sequences their own sentences to write short non-fiction texts e.g. recounts, information texts, instructions.
	re-reads every sentence to check it make sense.
	discusses their writing with adults, saying what is good and what can be improved.
Punctuation and Grammar	says and can hold in memory (while writing) simple sentences which make sense.
	writes simple sentences that can be read by themselves and others.
	begins to punctuate sentences using a capital letter and a full stop, question mark or exclamation mark.
	uses a capital letter for names of people, places, the days of the week and the personal pronoun 'I'.

Spelling

uses singular nouns plural using 's' dog, dogs; cat, cats
uses common exception words.
knows the days of the week.
uses the spelling rule for adding -s or -es as the plural marker for nouns and the third person singular marker for verbs.
uses the prefix un-.
uses -ing, -ed, -er and -est where no change is needed in the spelling of root words.
applies simple spelling rules and guidance as listed in the English Appendix.
divides words into syllables, e.g. pocket.
spells words with -tch, e.g. catch, fetch, kitchen, notch, hutch.
spells words with the /v/ sound at the end of words, e.g. have, live, give.
add s and es to words, e.g. thanks, catches.
adds the endings -ing, -ed and -er to verbs where no change is needed to the root word.
adds -er and -est to adjectives where no change is needed to the root word.

Handwriting

sits correctly at a table and holds a pencil comfortably and correctly.
begins to form lower case letters in the correct direction, starting and finishing in the right place.
forms capital letters.
forms digits 0-9.
understands which letters belong to which handwriting 'families' and practises these.

This is how we encourage your children to hold a pen:

Please watch the pencil grip video on this webpage.



Spoken Language

A prime focus in Year 1 is learning to read and write. However, before children can successfully do both they need to be able to speak confidently. Therefore, it is beneficial if there is plenty of opportunity for talk at home:

- Those chats in the car and supermarkets are just as important as those longer dinner time conversations.
- Modelling and gently correcting grammar and pronunciation.

Maths

We will be following the White Rose Maths Schemes of Learning. This term, our units of work are as follows:

- Place value (Within 10)
- Addition and Subtraction (Within 10)
- Geometry (Shape)
- Place Value (Within 20)



In addition, we will also be following the NCETM Mastering Number material to support our children in developing mathematical fluency.

Curriculum Overview

The foundation subjects that will be covered this term are:

Science:

Seasonal changes
Animals, including humans

History:

Changes in living memory

Geography:

Our local area

Computing:

Programming and Algorithms

Art/D.T:

Spirals

Trips/dates

19th September- Meet the Teacher (9am)

16th October- Parents Evening (3.30pm-
5.00pm)

17th October– Parents Evening (3.30pm-7pm)

24th October– Class 1L Rejoice (9.05am)

25th October– End of half term

19 and 20th- Trip to Museum of Liverpool




Homework

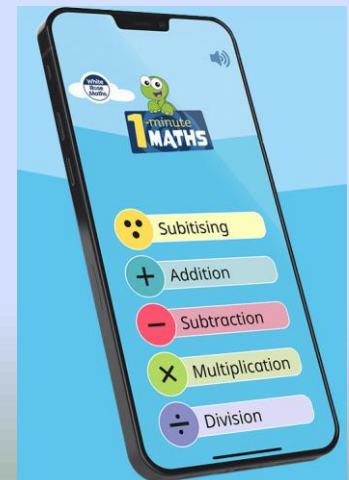
Half termly Maths and English homework will be sent out to suit your child. These will include some suggested activities that you can do at home to further your child's learning at home.

<https://whiteroseeducation.com/1-minute-maths>

Designed for use both in class and at home, our 1-minute maths app helps children build greater number confidence and fluency. It's all about targeted practice in engaging, one-minute chunks!

Year 1 Reading and Spelling Homework Mat Autumn first half term

1.  Practise forming your letters correctly using paint or water.	2. Ask a family member to draw around your body. Can you write your name at the top? Challenge yourself – can you label any body parts? 	3. Draw a picture of your favourite character from a book; it could be from your school reading book or the library book you have chosen to bring home. 
4. Using your name or a family members name. Can you make any other words using those letters?	5. Choose a story to listen to from http://www.oxfordowl.co.uk/storyteller-videos Retell the story to a friend or adult.	6. With an adult find an information book or look on the internet to find out a fact about our senses – sight, hearing, touch, taste, smell.



Code of Conduct

At Great Crosby we:

“...that we may have life and have it to the full”

I will try my best in everything I do

I will be friendly and co-operative with others

I will treat everyone and my environment with respect

I will use good manners

I will be safe and sensible

I will speak to an adult if I am worried or feel unsafe

Going for Green

We have discussed the Code of Conduct in class and have explained that all rules come under the umbrella of:

- Be Ready
- Be Respectful
- Be Safe

Safe and Secure

Safeguarding and Child Protection Team

- Mrs Crann – Safeguarding Lead
- Mrs Morton – Designated Person
- Miss Sharrock – Designated Person
- Mrs Solkin – PSA & Designated Person

Our Designated Safeguarding Leads



Mrs Morton



Mrs Crann




Miss Sharrock



Mrs Solkin

Safeguarding

- We ask parents not to take photographs on school grounds or at any events.
- No vaping or smoking on school premises.
- Please don't enter classrooms – wait at door
- Children must not wear smartwatches
- No dogs allowed on school premises



Schoolgateway App



We have introduced School Gateway to Great Crosby – a parent/carer engagement app that will allow you to pay for school dinners, school trips and any other fees, and allow us to communicate with you efficiently.

School Gateway has replaced Pay360. All online payments will be made through this system. **If you pay for school dinners online, you should already have registered.** School Gateway will be replacing GroupCall in the new year.

Please download the app for free. Just search **School Gateway** in your App store and download. Your login details will be automatically generated using the contact information the school already has, so please make sure the details we hold for you are up to date.

You will open the app, click **Sign up**, enter the email address the school has for you, enter your mobile number, and click **Send PIN**. Wait for the text message with the PIN to arrive, enter your PIN and then you can log in. There is also a web-based version if you do not have a smart phone. Please use the app if possible as it makes it easier to get hold of parents/carers when we need to.

Regularly check our homepage: <https://greatcrosbycatholicprimary.com/>

Follow us: **Twitter:** @greatcrosby **Instagram:** great.crosby.catholic.primary

Online Safety

Our school website online safety pages have a huge amount of help.

For parents/carers: greatcrosbycatholicprimary.com > Parents/Carers > Online Safety

For children: greatcrosbycatholicprimary.com > Children > Online Safety

Safer Schools App



Stay in touch with up-to-date online safety and safeguarding issues. It links with our website too. Download from the App Store or Google Play. See our website for more joining details.

Social Networking Apps

Children **must be at least 13** to register on most social networking websites. Age limits are there to keep children safe so don't feel pressurised into letting younger children join these websites or use apps/games that are age inappropriate.

Gaming



Check the PEGI age rating of games. Please only let your child access games appropriate to their age. Please don't play your adult games with children. For in-game purchases, buy a gift card, don't link your bank card.

National Online Safety Guides

What Parents & Carers Need to Know about

Live streaming, TikTok, WhatsApp, Instagram, Snapchat, YouTube plus advice about digital life conversations, buying and setting up devices and much more.

Next Steps

Have a conversation with your child about what they do online; have a family agreement; check that accounts are set to private; protect their personal information; think before you/they post; check your virus protection is up-to-date; check parental controls on YouTube, iPlayer, Netflix, Amazon Prime & other streaming services; consider filtering & blocking software; understand the laws; understand how to report and block and if an incident happens – save the evidence.

Any question or problems at all - however small ...

Please let us know – we will always be happy to help.

Email us on admin.greatcrosby@schools.sefton.gov.uk and we will respond as soon as we can within our working hours.

If you have any issues regarding your child, in the first instance please speak to your class teacher, then if you have any further questions please contact Miss Sharrock.