

Welcome to Year 2



Information for Parents

Year 2 Staff

2E – Miss Barnes

2WB-Mrs Wallace (Monday/Tuesday/Wednesday)
Mrs Byrne (Thursday/Friday)

2M – Miss Maguire

2B – Mrs Bradburn

Support Staff:

Mrs Lewis and Mrs Bellamy

Mission Statement

We promote the aims, mission statement and Catholic ethos of the school and ask parents to support us with this.

Children follow the 'To Know You More Clearly' teaching programme for Religious Education and have daily Prayer and Liturgy.



Gates open: 8.35am

Entry through classroom doors

Registration closes: 8.55

Finish: 3:10

Pickup from classroom doors

2E out of 2M door



Uniform

Winter uniform should be worn from
30th September.

White shirt and tie
Green cardigan / sweat shirt
Grey skirt / trousers / shorts
White / grey socks/tights
Black shoes (even in summer
months)

Reminder: Water bottles/lunches/ Names in
uniforms!!



PE – Wednesday and Thursday

Please come to school every Wednesday and Thursday in your kit

Please ensure your child comes to school in their yellow t shirt, a pair of navy or black shorts or joggers for the cooler months and a school jumper or cardigan. (No branded clothing.)

plasters over earrings (studs only)



Reading

“The more you **read**
the more **things** you know.
The more that you **learn**
the more **places** you'll go.”
-Dr. Seuss



Spoken Language



Writing

A Year 2 writer in Great Crosby



Composition and Effect	writes narratives (real and fictional), writes about real events, writes poetry and writes for different purposes.
	writes sentences with different forms: statements, questions, exclamations and commands.
	uses expanded noun phrases (adjectives).
	uses adverbs in own writing.
	uses the present and past tenses correctly and consistently including the progressive form.
	uses subordinating (when, if, that, because) and co-ordinating conjunctions (or, and, but).
	uses the grammar for year 2 in the English Appendix.
	uses some features of Standard English.
	develops stamina for writing in order to write at length.
	uses text type features typical of the genre e.g. sub headings, numbered instructions.
	begins to proofread to check for errors in spelling, grammar and punctuation.
Punctuation and Grammar	
	uses full stops, capital letters, exclamation marks, question marks, commas for lists and apostrophes for contracted forms and the possessive (singular).
Spelling	segments spoken words into phonemes and represents these by graphemes.
	learns new ways of spelling phonemes for which one or more spellings are already known (including homophones).
	spells many common exception words.
	uses words with contracted forms.
	uses the apostrophe for possession.
	uses suffixes -ment, -ness, -ful, -less and -ly.
	applies spelling rules as listed in the English Appendix.
Handwriting	
	forms lower case letters of the correct size relative to one another.
	uses some of the diagonal and horizontal strokes needed to join letters and understands which letters, when adjacent to one another, are best left unjoined.
	writes capitals letters and digits of the correct size, orientation and relationship to one another and to lower case letters.
Content from Previous Years	uses spacing between words that reflects the size of the letters.
	sequences sentences to form short narratives.
	leaves spaces between words.
	joins words and joins clauses using and.
	begins to punctuate sentences using a capital letter and a full stop, question mark or exclamation mark.
	uses a capital letter for names of people, places, the days of the week and the personal pronoun 'I'.

This is how we encourage your children to hold a pen:

<https://www.youtube.com/watch?v=cDzQ-La3VFY>



Maths

Count objects to 100 by making 10s

White Rose
MATHS

- 1 a) How many pencils are there?



- b) How many pencils are there?



Which pencils were easier to count?




- 2 a) How many straws are there?



- b) How many bread rolls are there?





- c) How many counters are there?



How did you count each set of objects?



- 3 What numbers are shown?



- 4 Use base 10 to make each number.

Draw your answers.

- a) 45

- b) 62



Curriculum Overview – Autumn Term

(also on Y2 class page on website)

<p>RE</p> <ul style="list-style-type: none"> -Creation and Covenant -Prophecy and Promise 	<p>MATHS</p> <ul style="list-style-type: none"> -Place Value -Addition and Subtraction -Money -Equal groups -2s, 5, 10s Doubles and Halves 	<p>SCIENCE</p> <ul style="list-style-type: none"> - Materials 	<p>GEOGRAPHY</p> <p>Southport and Antarctic</p>
<p>ENGLISH</p> <ul style="list-style-type: none"> -Fiction (Winnie the Witch at the Seaside) -Seaside Poetry -Descriptive writing -Performance poetry -Character description 	<p>DESIGN AND TECHNOLOGY</p> <ul style="list-style-type: none"> -sliders and levers (moving pictures) 	<p>COMPUTING</p> <ul style="list-style-type: none"> -Digital photography 	<p>ART</p> <ul style="list-style-type: none"> -Sketching skills
<p>P.E</p> <ul style="list-style-type: none"> -Fundamentals -Ball skills 	<p>PSHE</p> <ul style="list-style-type: none"> -Friendship 	<p>MUSIC</p> <ul style="list-style-type: none"> -Pulse and Rhythm 	

Our day

	9.00 – 9.10	9.10 – 9.30	9.30-10.15	10.15 – 10.30	10.30-12.00	12.00 – 1.00	1.00 – 1.40	1.40 – 2.20	2.20 – 3.00
<i>Mon</i>	Phonics	RSHE	Prayer & Liturgy Assembly	B	Maths	English	L	Mastering Number Reading Mastery Handwriting	Religious Education (40 mins) Topic
<i>Tues</i>	Prayer & Liturgy	Phonics	Maths	R	English	Mastering Number Handwriting Reading Mastery	U	Religious Education (1 hour)	Readers
<i>Wed</i>	Prayer & Liturgy	Phonics PPA	Indoor PE PPA	E	Maths	Music Handwriting	N	Mastering Number English	Topic
<i>Thurs</i>	Prayer & Liturgy	Phonics	Outdoor PE	A	Maths	English	C	Mastering Number Reading Mastery Handwriting	Religious Education (50 mins) Readers
<i>Fri</i>	Star of the Week	Maths	K	English	MN RM Handwriting Phonics	H	Topic	Readers	Golden Time

Trips/dates

- Parent's Evening – 16th/17th October
- 2M Rejoice celebration – Tuesday 22nd October
- Advent Service – Wed 27th November
- 2WB Rejoice celebration – Tue 17th December
- Trips – Croxteth Hall (Spring term)

Liverpool Philharmonic (Summer Term)



Homework

Daily Reading – Please listen to your child read daily. Use the Reading Diary to record comments. Books will be sent home on a Tuesday and collected in every Monday.

Library books – will be chosen by the children every day.

Spellings - Sent home every week on a Tuesday, to be returned on a Monday. At the end of each half term there will be a spelling test on all that half terms words.

Maths – Sent home on a Tuesday, to be returned on a Monday

Reading Mastery Extract- children will bring home the reading mastery text that we have used in school that they can share with you at home. This can be kept which you can read together.





Code of Conduct **At Great Crosby we:**



“...that we may have life and have it to the full”

I will try my best in everything I do

I will be friendly and co-operative with others

I will treat everyone and my environment with respect

I will use good manners

I will be safe and sensible

I will speak to an adult if I am worried or feel unsafe



Going for Green

We have discussed the Code of Conduct in class and have explained that all rules come under the umbrella of:

- Be Ready
- Be Respectful
- Be Safe

Safe and Secure

Safeguarding and Child Protection Team

- Mrs Crann – Safeguarding Lead
- Mrs Morton – Designated Person
- Miss Sharrock – Designated Person
- Mrs Solkin – PSA & Designated Person

Our Designated Safeguarding Leads



Mrs Morton



Mrs Crann




Miss Sharrock



Mrs Solkin

Safeguarding

- We ask parents not to take photographs on school grounds or at any events.
- No vaping or smoking on school premises.
- Please don't enter classrooms – wait at door
- Children must not wear smartwatches
- No dogs allowed on school premises



Schoolgateway App



We have introduced School Gateway to Great Crosby – a parent/carer engagement app that will allow you to pay for school dinners, school trips and any other fees, and allow us to communicate with you efficiently.

School Gateway has replaced Pay360. All online payments will be made through this system. **If you pay for school dinners online, you should already have registered.** School Gateway will be replacing GroupCall in the new year.

Please download the app for free. Just search **School Gateway** in your App store and download. Your login details will be automatically generated using the contact information the school already has, so please make sure the details we hold for you are up to date.

You will open the app, click **Sign up**, enter the email address the school has for you, enter your mobile number, and click **Send PIN**. Wait for the text message with the PIN to arrive, enter your PIN and then you can log in. There is also a web-based version if you do not have a smart phone. Please use the app if possible as it makes it easier to get hold of parents/carers when we need to.

Regularly check our homepage: <https://greatcrosbycatholicprimary.com/>

Follow us: **Twitter:** @greatcrosby **Instagram:** great.crosby.catholic.primary

Online Safety

Our school website online safety pages have a huge amount of help.

For parents/carers: greatcrosbycatholicprimary.com > Parents/Carers > Online Safety

For children: greatcrosbycatholicprimary.com > Our Learning > Online Safety

Safer Schools App



Stay in touch with up-to-date online safety and safeguarding issues. It links with our website too. Download from the App Store or Google Play. See our website for more joining details.

Social Networking Apps

Children **must be at least 13** to register on most social networking websites. Age limits are there to keep children safe so don't feel pressurised into letting younger children join these websites or use apps/games that are age inappropriate.

Gaming



Check the PEGI age rating of games. Please only let your child access games appropriate to their age. Please don't play your adult games with children. For in-game purchases, buy a gift card, don't link your bank card.

National Online Safety Guides

What Parents & Carers Need to Know about

Live streaming, TikTok, WhatsApp, Instagram, Snapchat, YouTube plus advice about digital life conversations, buying and setting up devices and much more.

Next Steps

Have a conversation with your child about what they do online; have a family agreement; check that accounts are set to private; protect their personal information; think before you/they post; check your virus protection is up-to-date; check parental controls on YouTube, iPlayer, Netflix, Amazon Prime & other streaming services; consider filtering & blocking software; understand the laws; understand how to report and block and if an incident happens – save the evidence.

Any question or problems at all - however small ...

Please let us know – we will always be happy to help.

Email us on admin.greatcrosby@schools.sefton.gov.uk and we will respond as soon as we can within our working hours.

If you have any issues regarding your child, in the first instance please speak to your class teacher.