

# Welcome to Year 1



**Information for Parents**

# Year 1 Staff

## Teachers

1L – Mr Lake

1D – Miss Donnelly

1BC – Mrs Benson and Mrs Catherall

## Teaching Assistants

Mrs Clarke, Miss Bird, Mrs Davies, Mrs Edwardson, Mrs Monaghan

# Great Crosby Catholic Primary School

---



"...that they may have life and have it  
to the full." John 10:10

# Mission Statement

We promote the aims, mission statement and Catholic ethos of the school and ask parents to support us with this.

In RE, we are following the new scheme 'To know you more clearly'.

# Code of Conduct

We have discussed the Code of Conduct in class and have explained that all rules come under the umbrella of:

- Be Responsible
- Be Respectful
- Be Resilient

# **Code of Conduct**

## **At Great Crosby we aim to:**

“...that we may have life and have it to the full”

### **Be Respectful**

I will be kind and fair and treat everyone and my environment with respect.

I will be polite, listen and respond positively to others through my words and actions.

# Code of Conduct

## At Great Crosby we aim to:

“...that we may have life and have it to the full”

### Be Responsible

I will take responsibility for myself, my learning, my belongings and be a good example to others.

I will make the right choices, take pride in all that I do and accept the consequences for my actions.

I will speak to an adult if I am worried or feel unsafe.

# Code of Conduct

## At Great Crosby we aim to:

“...that we may have life and have it to the full”

### Be Resilient

I will believe in myself, try my best in everything I do and not give up.

I will strive to achieve my goals and find solutions when things get tough.



# Safe and Secure

## Safeguarding and Child Protection Team

- Mrs Crann – Safeguarding Lead
- Mrs Morton – Designated Person
- Miss Sharrock – Designated Person
- Mrs Solkin – PSA & Designated Person

### *Our Designated Safeguarding Leads*



*Mrs Morton*



*Mrs Crann*




*Miss Sharrock*



*Mrs Solkin*

# Safeguarding

- We ask parents not to take photographs on school grounds or at any events.
- No vaping or smoking on school premises.
- Please don't enter classrooms – wait at door
- Children must not wear smartwatches
- No dogs allowed on school premises



# School day

Gates open: 8.35am

Entry through classroom doors

Registration: 8.45 – 8.55

Finish:

3:10pm

Pick up from the playground

# Uniform

Winter uniform should be worn  
from 30<sup>th</sup> September.

White shirt and tie

Green cardigan / sweat shirt

Grey skirt / trousers / shorts

White / grey socks/tights

Black shoes (even in summer  
months)

**Reminder:** Water bottles/lunches/ names  
on all of your child's belongings. No jewellery  
should be worn except for a pair of simple earring  
studs. Hair accessories should be school colours.



# PE

Please come to school every **Monday** and **Thursday** in your kit.

**Please ensure your child comes to school in their yellow t shirt, a pair of navy or black shorts or joggers for the cooler months and a school jumper/cardigan or plain black hoodie. (No branded clothing.)**

Reminder: plasters over earrings (studs only)

# Reading



- **Learning to Read through Phonics**

In Year 1 we continue to follow Little Wandle Letters and Sounds. Please familiarise yourself with the 'For Parents' section of the website at


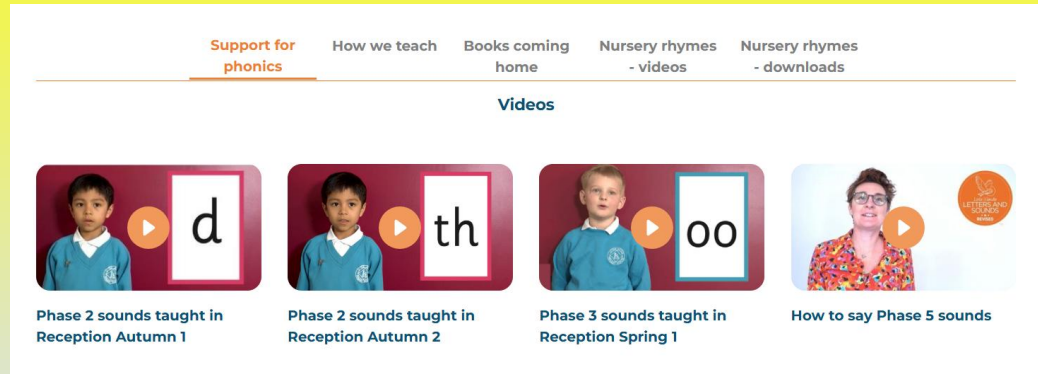
<https://www.littlewandlelettersandsounds.org.uk/resources/for-parents/>

This term, we will review Phase 3 and 4 and learn new Phase 5 GPC's. At Phase 5, the children will learn to 'Grow the Code' by learning the alternative graphemes that make the same sounds.

- **Y1 Phonics screening check - June**

# Reading

- The Little Wandle page for parents looks like this:




Preview

## Reception Spring 1 sounds

Download a guide to how children are taught to say their sounds in Reception Spring 1

Download



Preview

## Year 1 sounds

Download a guide to how children are taught to say their sounds in Year 1.

Download

You can watch videos of how we say each sound

# Reading at Home



## Little Wandle Scheme Books

Your child will bring home their new Little Wandle book each **Friday**. They will read it in school three times and we would like you to support your child with reading at home. There are practise sounds, words and new vocabulary to discuss on the inside cover to 'warm up' and then questions about the book at the back to develop their comprehension skills.

This book **must** be returned to school the following **Friday**.

## Class Library Books

Your child is able to pick a book out of our class library daily. This a book for you to read together, to promote a love of reading and of stories.



# Spellings



The children will shortly be given a log in for Spelling Shed. The children will be assigned a number of words, matched to the Little Wandle scheme, which they will learn to spell through interactive games at home.

This login will be glued to your reading record tomorrow.

# Writing



## A Year 1 writer in Great Crosby .....

Composition and Effect	sequences sentences to form short narratives.
	leaves spaces between words.
	joins words and joins clauses using and.
	sequences ideas and events, composing their own sentences, to create short narratives.
	composes and sequences their own sentences to write short non-fiction texts e.g. recounts, information texts, instructions.
	re-reads every sentence to check it make sense.
Punctuation and Grammar	discusses their writing with adults, saying what is good and what can be improved.
	says and can hold in memory (while writing) simple sentences which make sense.
	writes simple sentences that can be read by themselves and others.
	begins to punctuate sentences using a capital letter and a full stop, question mark or exclamation mark.
	uses a capital letter for names of people, places, the days of the week and the personal pronoun 'I'.

## End of year expectations:

Spelling	uses singular nouns plural using 's' dog, dogs; cat, cats
	uses common exception words.
	knows the days of the week.
	uses the spelling rule for adding -s or -es as the plural marker for nouns and the third person singular marker for verbs.
	uses the prefix un-.
	uses -ing, -ed, -er and -est where no change is needed in the spelling of root words.
	applies simple spelling rules and guidance as listed in the English Appendix.
	divides words into syllables, e.g. pocket.
	spells words with -tch, e.g. catch, fetch, kitchen, notch, hutch.
	spells words with the /v/ sound at the end of words, e.g. have, live, give.
	add s and es to words, e.g. thanks, catches.
	adds the endings -ing, -ed and -er to verbs where no change is needed to the root word.
Handwriting	adds -er and -est to adjectives where no change is needed to the root word.
	sits correctly at a table and holds a pencil comfortably and correctly.
	begins to form lower case letters in the correct direction, starting and finishing in the right place.
	forms capital letters.
	forms digits 0-9.
	understands which letters belong to which handwriting 'families' and practises these.

This is how we encourage your children to hold a pencil:

<https://www.youtube.com/watch?v=li8QbOQ4aCc&t=23s>



We will shortly send home a booklet for your child to practise their letter formation.

# Spoken Language

A prime focus in Year 1 is learning to read and write. However, before children can successfully do both they need to be able to speak confidently. Therefore, it is beneficial if there is plenty of opportunity for talk at home:

- Those chats in the car and supermarkets are just as important as those longer dinner time conversations.
- Modelling and gently correcting grammar and pronunciation.

# Maths

We follow the White Rose Maths Scheme of Learning. This term, our units of work are as follows:

- Place value (Within 10)
- Addition and Subtraction (Within 10)
- Geometry (Shape)
- Place Value (Within 20)



In addition, we will also be following the NCETM Mastering Number material to support our children in developing mathematical fluency.

# Maths at home

There are lots of ways to practice maths skills at home:

Counting forwards and backwards

Recalling number facts – number bonds  
within 10

Playing games e.g. snakes and ladders



Websites:

BBC iplayer - numberblocks

Ictgames.com

Topmarks.co.uk




# Homework

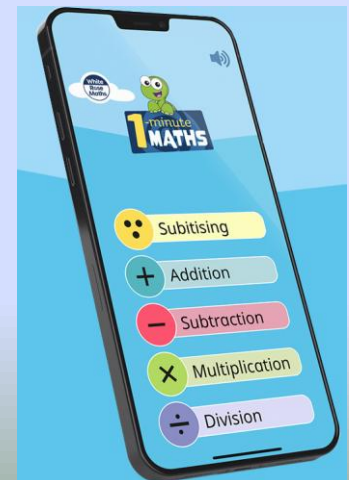
We send out half termly homework mats. These include some suggested activities to help give you ideas of ways that you can help your child's learning at home.

<https://whiteroseeducation.com/1-minute-maths>

Designed for use both in class and at home, our 1-minute maths app helps children build greater number confidence and fluency. It's all about targeted practice in engaging, one-minute chunks!

Year 1      Reading and Spelling Homework Mat      Autumn first half term

1.  Practise forming your letters correctly using paint or water.	2. Ask a family member to draw around your body. Can you write your name at the top? Challenge yourself – can you label any body parts? 	3. Draw a picture of your favourite character from a book; it could be from your school reading book or the library book you have chosen to bring home. 
4. Using your name or a family members name. Can you make any other words using those letters?	5. Choose a story to listen to from <a href="http://www.oxfordowl.co.uk/storyteller-videos">http://www.oxfordowl.co.uk/storyteller-videos</a> Retell the story to a friend or adult.	6. With an adult find an information book or look on the internet to find out a fact about our senses – sight, hearing, touch, taste, smell.



# Curriculum Overview

The foundation subjects that will be covered this term are:

## **Science:**

Materials

## **History:**

Changes in living memory (Toys and transport)

## **Computing:**

Programming and Algorithms

## **Art/D.T:**

Spirals

## **Music:**

Finding the pulse

Our learning is achieved through a combination of guided group work, whole class work and accessing teacher-led and child-initiated learning opportunities in our provision areas, shared area and outdoors.



## **Trips/dates**

**8<sup>th</sup> October** - Trip to Museum of Liverpool

**21st October**— Class 1L Rejoice (9.05am)

**22nd October**- Parents Evening (3.30pm-5.00pm)

**23rd October**— Parents Evening (3.30pm-7pm)

**25th October**— End of half term

# Schoolgateway App



We have introduced School Gateway to Great Crosby – a parent/carer engagement app that will allow you to pay for school dinners, school trips and any other fees, and allow us to communicate with you efficiently.

School Gateway has replaced Pay360. All online payments will be made through this system. **If you pay for school dinners online, you should already have registered.** School Gateway will be replacing GroupCall in the new year.

Please download the app for free. Just search **School Gateway** in your App store and download. Your login details will be automatically generated using the contact information the school already has, so please make sure the details we hold for you are up to date.

You will open the app, click **Sign up**, enter the email address the school has for you, enter your mobile number, and click **Send PIN**. Wait for the text message with the PIN to arrive, enter your PIN and then you can log in. There is also a web-based version if you do not have a smart phone. Please use the app if possible as it makes it easier to get hold of parents/carers when we need to.

**Regularly check our homepage:** <https://greatcrosbycatholicprimary.com/>

**Follow us:**                      **Twitter:** @greatcrosby      **Instagram:** great.crosby.catholic.primary

# Online Safety

Our school website online safety pages have a huge amount of help.

For parents/carers: [greatcrosbycatholicprimary.com](http://greatcrosbycatholicprimary.com) > Parents/Carers > Online Safety

For children: [greatcrosbycatholicprimary.com](http://greatcrosbycatholicprimary.com) > Our Learning > Online Safety

## Social Networking Apps

## What Parents & Carers Need to Know about

Children **must be at least 13** to register on most social networking websites. Age limits are there to keep children safe so don't feel pressurised into letting younger children join these websites or use apps/games that are age inappropriate.

## Safer Schools App



Stay in touch with up-to-date online safety and safeguarding issues. It links with our website too. Download from the App Store or Google Play. See our website for more joining details.

# Online Safety

Our school website online safety pages have a huge amount of help.

For parents/carers: [greatcrosbycatholicprimary.com](http://greatcrosbycatholicprimary.com) > Parents/Carers > Online Safety

For children: [greatcrosbycatholicprimary.com](http://greatcrosbycatholicprimary.com) > Our Learning > Online Safety

## Gaming



Check the PEGI age rating of games. Please only let your child access games appropriate to their age. Please don't play your adult games with children or let them watch you. For in-game purchases, buy a gift card, don't link your bank card.

## Next Steps

Have a conversation with your child about what they do online; have a family agreement; check that accounts are set to private; protect their personal information; think before you/they post; check your virus protection is up-to-date; check parental controls on YouTube, iPlayer, Netflix, Amazon Prime & other streaming services; consider filtering & blocking software; understand the laws; understand how to report and block and if an incident happens – save the evidence.

# Stay Safe Online

- Have a conversation with your child about what they do online;
- have a family agreement;
- check that accounts are set to private;
- protect their personal information;
- think before you/they post;
- check your virus protection is up-to-date;
- check parental controls on YouTube, iPlayer, Netflix, Amazon Prime & other streaming services;
- consider filtering & blocking software;
- understand the laws;
- understand how to report and block and if an incident happens – save the evidence.



# YOUR SCHOOL LOTTERY



- Just £1 a week
- Weekly prize guaranteed every Saturday
- £25,000 jackpot
- We have already raised over £1,500 for our school since April!

# **Any question or problems at all - however small ...**

**Please let us know** – we will always be happy to help.

Email us on [admin.greatcrosby@schools.sefton.gov.uk](mailto:admin.greatcrosby@schools.sefton.gov.uk) and we will respond as soon as we can within our working hours.

If you have any issues regarding your child, in the first instance please speak to your class teacher, then if you have any further questions please contact Miss Sharrock.