

*Lesson six.*

Monday

19.10.20

Spelling Punctuation And Grammar- narrative writing. By the end of today's session, you will have recapped on how to create paragraphs.

1. moon disappeared  
behind the clouds

6. light went  
out

2. Lighthouse keeper wrote  
home

3. machinery  
ground to a  
halt

7. sharp intake of breath from  
townsfolk

4. people  
celebrated in the  
town below

Overleaf, there is a framework  
for you to decide which  
events you would put in each  
paragraph.

5. waves crashed against  
the rocks

---

Paragraph one	Should describe the scene at the start of the film
Paragraph two	Should describe what the townsfolk were doing
Paragraph three	Should describe what the LHK was doing
Paragraph four	Should describe the dilemma (problem) in the story

*Write in the numbers from the previous page.*

## Answers

---

Paragraph one	Should describe the scene at the start of the film  1                      5
Paragraph two	Should describe what the townsfolk were doing  4
Paragraph three	Should describe what the LHK was doing  2
Paragraph four	Should describe the dilemma (problem) in the story  5   3   7   6

Make some new words by joining the prefix and the word root. Again, use the online dictionary to find out the word's meaning

### Prefix

ir

im

re

il

### Word root

possible

perfect

legal

regular

relevant

do

fresh

mature

mortal

appear

turn

Lesson seven.  
Tuesday  
20.10.20

By the end of today's session, you will have explored how the film appeals to different senses (seeing, hearing, smelling, tasting, touching) and creates a particular atmosphere.

What are the five senses?

Let's listen to the film with no visuals.  
What can you hear? Jot it down on this  
sheet.

[http://www.literacyshed.com/t  
he-lighthouse.html](http://www.literacyshed.com/the-lighthouse.html)




Around each of the following pictures (stills) from the film, write down what you can see and hear.

Imagine what you could smell, taste and feel and add those to the pictures too.

Here is an example for you.

Hear

Machinery  
clanking to a  
halt



See

old rusty  
cogs  
stretched  
perishing  
rubber  
bands

Smell

Engine oil  
Salty sea coming  
in on the wind

Touch

Rough  
jagged  
machinery

Taste

Smoke from the  
broken engine  
Salt from the sea

*Keep these sheets safe! You will need them again.*















Lesson eight.  
Wednesday  
21.10.20


By the end of the session, you will have drawn a story map and recapped on all the events during the film.

Rewatch the whole of the film to make it stick in your mind.

<https://www.literacyshed.com/the-lighthouse.html>

On the next page, draw or write briefly about the events in the story/film. A story map is like a road/ journey through the story from beginning to end.


Date: \_\_\_\_\_ Names: \_\_\_\_\_  
Focus: I can order the events in the film correctly.





See an example overleaf.




*Images to remind you what happens.*





Date: \_\_\_\_\_ Names: \_\_\_\_\_  
Focus: I can order the events in the film correctly.

## An example



1. It was a dark and gloomy night. The lighthouse beam shone brightly across the sky

2. The townsfolk in the tavern below, cheered everytime the beam passed over them.

3. The lighthouse keeper, busy writing up his lighthouse log, got fed up with the cheering and slammed the window shut.

4. A huge clanking sound came from above and at the same time, a gust of wind blew the window open and blew the LHK's candle out. The townsfolk gasped as the lighthouse beam went out.

5. The LHK reached for his lamp and raced up the spiral staircase. The machinery had indeed stopped.

6. He grabbed his tool box and raced further up the lighthouse to the light room. It had gone out.

7. By accident, the LHK tripped over his toolbox, and the light's case smashed on the floor.

8. What should he do now? A ship was approaching quickly. The LHK decided to go and ask the townsfolk for help.

9. Wrenching open his door, the LHK saw an amazing sight! Thousands of townsfolk with lanterns in hand, snaking their way up the hillside.



10. The townsfolk twisted their way round the lighthouse and formed a human light. The ship turned away from certain peril in the nick of time.

*Lesson nine.*  
Thursday  
22.10.20


By the end of today's session, you will have re watched each stage of the film and decided what you should describe in each section to create a fabulous piece of writing.

Watch

<https://www.literacyshed.com/the-lighthouse.html>




## Opening



Write down what you would describe in the opening and how you would describe it. Remember everything you did last week and use some of your fabulous ideas.

## Opening



An example:

Lighthouse- teetering perilously on the edge of the jagged, rugged cliff.

Beam of light- golden, yellow, bright, stretching across the bleak night's sky


Moon- white, round, grey, obliterated by the clouds

Clouds- grey, fluffy, wispy, thick, covered the moon like a blanket, scudded/ danced/raced across the dark sky

LHK- lonely, miserable, cold, wishing he could join his friends in the tavern, missing his family, determined to get his log book written.


Townfolk- loud, rowdy, cheering, celebrating, merry, happy, jolly.

## Build up 1



Write down what you would describe in build up 1 and how you would describe it. Remember everything you did last week and use some of your fabulous ideas.

## Build up I



An example:

Gust of wind- blew the window open suddenly;

Candle- extinguished in the wind, the only light disappeared.

Townsfolk-sudden gasp; sharp intake of breath; could hear the ship approaching, scared, worried, what had happened? No longer merry.

LHK- grabbed/ searched for lantern; traipsed up the twisting spiral stairs.

Machinery- ground to a halt; broken. rusty, old, ancient, in need of repair.

## Build up 2



Write down what you would describe in build up 2 and how you would describe it. Remember everything you did last week and use some of your fabulous ideas.

## Build up 2



An example:

The worried/ petrified/ frightened LHK peered at the light in dismay.

Took one perilous step back.

Tripped helplessly.

Light smashed to smithereens/ millions of tiny pieces/ fragments.

What could the LHK do????

## Dilemma



Write down what you would describe in the dilemma and how you would describe it. Remember everything you did last week and use some of your fabulous ideas.



## Dilemma



Huge passenger ship fast approaching!

Sounds it's horn- horn screeches through the night.

Thousands of people on board about to lose their lives.


His wife was on there!

And hundreds of people from the town would die!

Townsfolk must do something!




## Resolution



Write down what you would describe in the resolution and how you would describe it. Remember everything you did last week and use some of your fabulous ideas.

## Resolution



An example:

The LHK racing down the stairs- racing, cascading, panting, out of breath, bones aching, heart pounding.

Spiral staircase- twisting, turning, winding, never ending, going on to the end of eternity, steep, perilous.

The LHK opening the door- wrenching it open with all his might. Couldn't believe his eyes. What a sight!

Townsfolk climbing up the hill- snaking up the hill, winding , traipsing, felt like thousands of them.

The lights they were carrying- bright, yellow lanterns illuminating the hill as if it was made of gold

## Ending



Write down what you would describe in the ending and how you would describe it. Remember everything you did last week and use some of your fabulous ideas.

## Ending



*As quickly as they could*

*Faster than the speed of light*

*Townsfolk snaked/ wound/ twisted/ trudged around the dim  
lighthouse*

*Just in time/ nick of time/ with seconds to spare*

*Ship turned away from the jagged/ perilous/ dangerous rocks*

*All was well with the world!*

*Lesson ten.*

*Friday*

23.10.20

By the end of today's session, you will have looked at your teacher's WAGOLL (What A Good One Looks Like) for the beginning of the story, decided what you like about the WAGOLL and made any changes you would like to make on the sheet itself.

Date: \_\_\_\_\_ Focus: I can decide what I like about my teacher's WAGOLL and make it even better.

*The children should try to find new words for the bold words.*

It was a **cold, lonely night**, the night the disaster nearly happened. Standing alone, teetering on the edge of the **jagged** cliff, stood the **white** lighthouse, proudly spreading its powerful beam of light across the land and sea. As clouds **scudded** across the **jet black, starless** sky, the lighthouse was the only light to be seen.

Inside, the **lonely** lighthouse keeper concentrated hard. He must finish his log book entry before he had to do his next rounds. Through the open window, he could hear the **merry** sounds of the jolly town's folk, echoing up from the harbour below

**Miserably**, desperately missing his wife and family, he got up and slammed the window shut with all his might.





