

22.01.2021

*Good Morning  
YI!*



## Daily Challenge- Handwriting

Practise writing the letter 'p' , lowercase and uppercase.

p p p p p p p p p p

p p p p p p p p p p

p p p p p p p p p p

P P P P P P P P P P


## Phonics

Play this game It is the same rules as connect 4, try and get 3 in a row.

### Connect 3



said	don't	old
I'm	by	do
so	like	what



## Maths

Complete this sheet.

Can you write a  
calculation to match:

The balloons

Plant pots

Apples

Candles

Presents


WB: 18.01.2021





Focus: aggregation and partitioning in contexts.



<input type="text"/>	-	<input type="text"/>	=	<input type="text"/>
<input type="text"/>	-	<input type="text"/>	=	<input type="text"/>
<input type="text"/>	-	<input type="text"/>	=	<input type="text"/>
<input type="text"/>	-	<input type="text"/>	=	<input type="text"/>
<input type="text"/>	-	<input type="text"/>	=	<input type="text"/>

# English Lesson 10



<b>Patterned Language</b> <b>WB: 05.01.2021 – WB: 01.02.2021</b>	
My story contains patterned language from 'The Gruffalo'.	
My story contains a rhyme and/or alliteration.	
I use capital letters at the beginning of my sentences. 	
I use spaces between my words. 	
I use full stops at the end of my sentences. 	
I can find words in a word bank.	
I can read my own writing.	
A teacher can read my writing.	
I spell some High Frequency Words correctly.	
I can write neatly on the line. 	

Activity: Read this description of the Gruffalo and circle all the nouns blue and the adjectives red.



The Gruffalo is a hideous, terrifying creature with long, sharp claws and monstrous teeth in his huge, snapping jaws. He has lumpy knees and stumpy, turned out toes and a poisonous wart at the end of his nose. His eyes are enormous and glow orange like fire and his tongue is long, sloppy and black. He has pointy, purple prickles all over his back.



Activity: Write your own description of the Gruffalo. Use the word bank to help you.

Nouns

eyes  
nose  
tongue  
teeth  
wart  
fur  
claws  
knees  
feet  
prickles



Adjectives

sharp  
pointy  
orange  
black  
brown  
purple  
knobbly  
poisonous

## A Description of the Gruffalo





---

Read these high frequency words

oh

their

people

Mr

Mrs

looked

called

asked

---

## Farmer! Farmer!

Read these words with the children. They revise how to spell them by looking at the word for 10 seconds then cover the words and they write one word down and stand up. Sing the song "Farmer, Farmer, can I cross your golden river?" the teacher says "only if you have the word...(choose a word to say). If the child has spell it right they get a point!

oh

their

people


Mr

Mrs

looked

called

asked



# Spelling Challenge

Practise the spellings sent home.

## Come and See

Reveal Focus 6- The Parish family spends time together after Mass




After Mass some people like to stay and share time together. This is a time to get to know one another. Jesus asks us to love one another. At the end of Mass, the priest or deacon says: 'Go in peace'. We respond with: 'Thanks be to God'.



After reading this, discuss and answer these questions:

- Q What do you think there is to do in the church after Mass and who do you think does it?
- Q Who do you see in the picture in the hall?
- Q What special jobs are they doing?
- Q What do you think they are talking about?
- Q When do you sit down and talk to your friends?
- Q How do you think they are loving and serving Jesus?

Activity on next  
slide



Activity- Choose 2 people from this picture. Can you write about how they are serving?



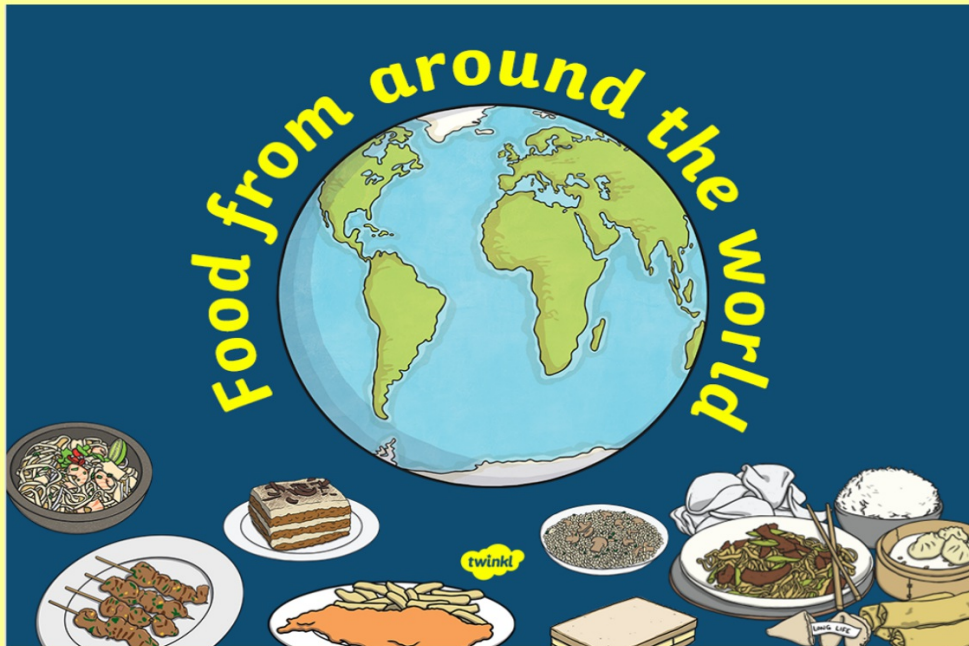
WB: 18.01.2021

**Reveal - Focus 6:** We recognise that the Parish Family spends time together after Mass.



PSHE

Let's explore around the world and learn about food in different cultures. Did you say any of these yesterday?



<https://www.bbc.co.uk/newsround/48634709>




## Reading Mastery

Lesson 5 - I can make links with the text

Question of the week

*The Smartest Giant in Town*





*The Smartest Giant in Town*  
by Julia Donaldson

*George was a giant, the scruffiest giant in town. He always wore the same pair of old brown sandals and the same old patched-up gown.*

*"I wish I wasn't the scruffiest giant in town", he said sadly.*



*But one day, George noticed a new shop. It was full of smart clothes so he bought a smart shirt, a smart pair of trousers, a smart belt, a smart stripy tie, some smart socks with diamonds up the sides and a pair of smart shiny shoes.*

*"Now I am the smartest giant in town," he said proudly.*



*He was about to go home when he heard a sound. He saw a giraffe who was sniffing sadly.*

*"What's the matter?" asked George.*

*"It's my neck" said the giraffe. "It's so very long and so very cold. I wish I had a long, warm scarf!"*

*"Cheer up!" said George and he took off his stripy tie.*

*"My tie is a scarf for a cold giraffe, but look me up and down - I'm the smartest giant in town".*

## Main Task:

George gave the giraffe his stripey tie. Can you design a smart stripey tie for the giraffe?

[illegible]

## Other useful links and resources

Here are some additional resources you may find helpful when working from home:

### Phonics

<https://www.phonicsplay.co.uk/>

<https://www.phonicsbloom.com/>

<https://www.bbc.co.uk/iplayer/episode/p0873llc/alphablocks-magic-words-26-meet-alphablock-z>

### Maths

<https://www.topmarks.co.uk/maths-games/5-7-years/counting>

<https://www.bbc.co.uk/iplayer/episode/b08pgksd/numberblocks-series-2-six> (Also see Make and Play with Number Blocks)

### English

<https://classroom.thenational.academy/subjects-by-year/year-1/subjects/english>

<https://home.oxfordowl.co.uk/storyteller-videos/>