










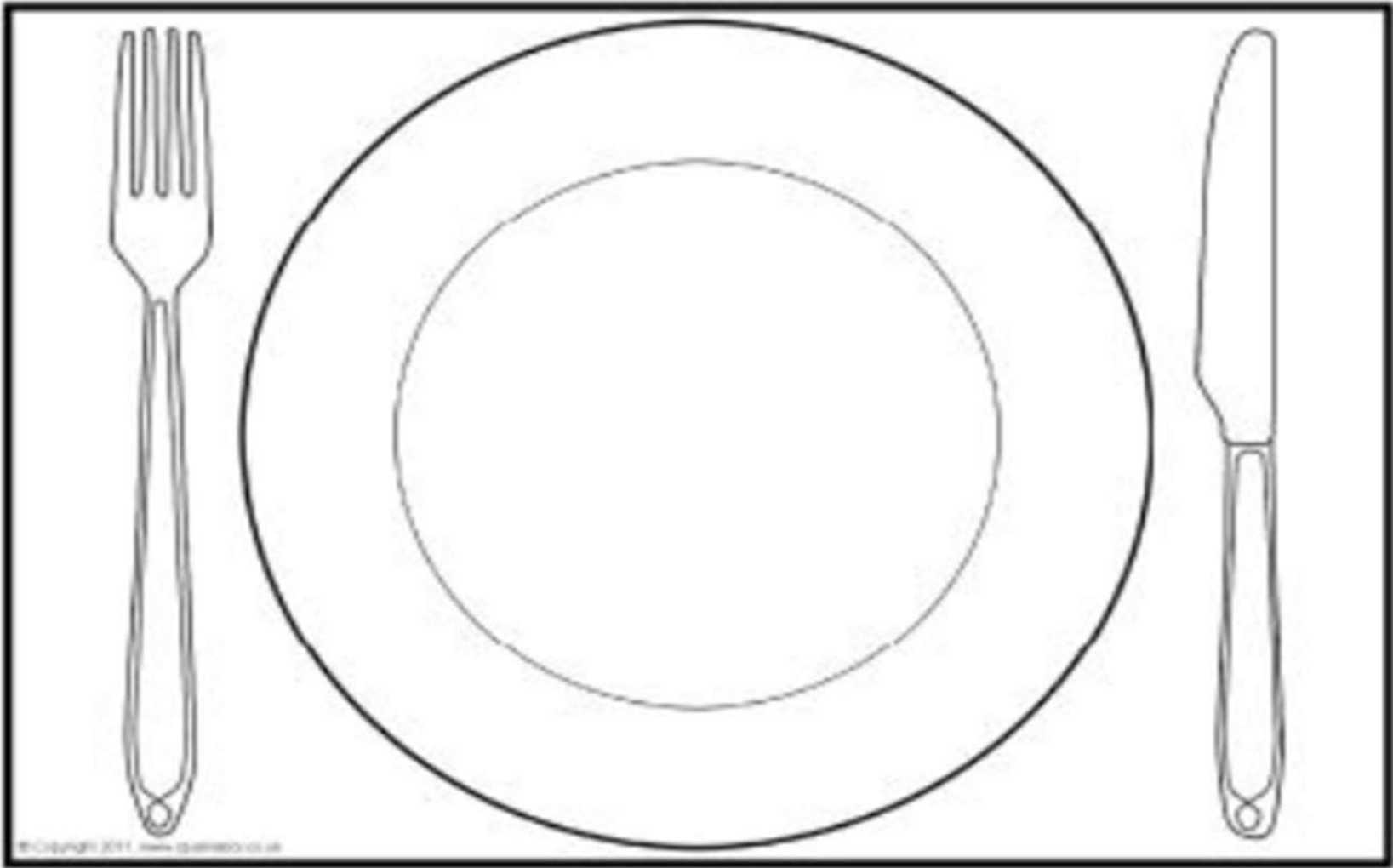




	<u>Monday</u>	<u>Tuesday</u>	<u>Wednesday</u>	<u>Thursday</u>	<u>Friday</u>
Input 1	<p>Literacy/phonics Listen to the story, 'The Very Busy Spider' written by Eric Carle. https://www.youtube.com/watch?v=TfLOg-XXrnA</p>  <p>What was the spider busy doing? With help, make a list of the animals in the story. Which sound can you hear at the beginning of each word. Spider begins with 's'.</p> <p>Phonics-gather 4 items from around the house that begin with 's' (save them for Friday).</p>	<p>Come & See Our new Come and See topic is 'Welcome'. Listen to the book, 'All are Welcome' by Alexandra Penfold and Suzanne Kaufman. https://www.youtube.com/watch?v=Vc8IEcrUwrc</p> <p>With a grown up, talk about the meaning of the following key words, welcome, welcomed, school, class and belong.</p> <p>(Please see the website for notes for parents about the new topic)</p>	<p>Literacy/phonics Listen to the story 'Spider Sandwiches' written by Claire Freedman. https://www.youtube.com/watch?v=YTP6A-i3IuQ</p>  <p>Talk about the character and setting. What else do you think Max would like to eat? Draw and label a plate of his favourite food.</p> <p>Phonics- gather 4 items from around the house that begin with 'a' (save for Friday).</p>	<p>Literacy/phonics Listen to 'Walter's Wonderful Web' written by Tim Hopgood. https://www.youtube.com/watch?v=UVjICx2XkI</p>  <p>How did Walter feel when his webs got blown away? Can you draw different shaped webs like in the story?</p> <p>Phonics- gather items from around the house that begin with 't' (save for Friday)</p>	<p>Literacy/phonics Listen to 'Spinderella' written by Julia Donaldson. https://www.youtube.com/watch?v=Qjgp3YiaKJw</p>  <p>What was your favourite part of the story? Why?</p> <p>Phonics- using your objects from Monday, Wednesday and Thursday, place them in a bag and mix them up. Can you sort them into 3 sets? (E.g. objects that begin with 's' 'a' and 't?')</p>

<p>Input 2</p>	<p><u>The World</u></p> <p>If you have garden, go outside and see if you can find any spider webs. You could 'catch' a web by carefully blowing glitter onto it but only if the spider has left it behind!</p> <p>In your garden, collect some interesting leaves for Friday's physical activity.</p>	<p><u>Creative</u></p> <p>Have a go at making your own spider! You will need:</p> <ul style="list-style-type: none"> • A small cardboard tube (toilet/kitchen roll tube) • Scissors • Black or brown paint/paper/felt tips • Googly eyes 	<p><u>PSED</u></p> <p>Listen to 'Look Up' written by Nathan Bryon.</p> <p>https://www.youtube.com/watch?v=2RGcFMmYPuQ&t=19s</p>  <p>Did you know that Mae Jemison was the first African American woman in space? What would you like to be when you are older?</p>	<p><u>Music</u></p> <p>Me and My Family (part two) from Oak National Academy</p> <p>https://classroom.thenationalacademy/lessons/me-and-my-family-part-2-6hk36t</p>	<p><u>Physical Development</u></p> <p>Give the leaves you collected on Monday a haircut. (Use scissors under adult supervision!)</p>  <p>You could draw or stick eyes onto the leaves.</p>
<p>Input 3</p>	<p><u>Maths</u></p> <p>White Rose Maths It's Me 1, 2, 3! Week 1 Session 1</p> <p>https://whiterosemaths.com/homelearning/early-years/its-me-1-2-3-week-1/</p> <p>Watch video clip and complete task</p> 	<p><u>Maths</u></p> <p>White Rose Maths It's Me 1, 2, 3! Week 1 Session 2</p> <p>https://whiterosemaths.com/homelearning/early-years/its-me-1-2-3-week-1/</p> <p>Watch video clip and complete task</p> 	<p><u>Maths</u></p> <p>White Rose Maths It's Me 1, 2, 3! Week 1 Session 3</p> <p>https://whiterosemaths.com/homelearning/early-years/its-me-1-2-3-week-1/</p> <p>Watch video clip and complete task</p> 	<p><u>Come & See</u></p> <p>Look at and discuss the picture on the page below. The children are at school. How are they being welcomed? How were you made to feel welcome at school? How are you welcomed when you visit somewhere?</p> <p>Make and decorate 'welcome' bunting or you could make a poster. Display in your home or bedroom.</p>	<p><u>Maths</u></p> <p>White Rose Maths It's Me 1, 2, 3! Week 1 Session 4</p> <p>https://whiterosemaths.com/homelearning/early-years/its-me-1-2-3-week-1/</p> <p>Watch video clip and complete task</p> 

Literacy (Tuesday) My Monster plate for Max



Come and See (Thursday)

Talk about ways in which these children are being welcomed into school. Discuss again the meaning of key words *welcome, welcomed, school, class and belong*. How are we welcomed into class/school each morning? (Morning greeting 'hello', smile, wave, song etc)



Maths- we are following White Rose Maths. This week is all about- 'It's Me 1, 2, 3! Representing 1, 2, and 3. If you would like further challenges White Rose Maths have 'Digging Deeper' ideas within their scheme of work under each topic. You can also visit www.topmarks.co.uk for lots of number games.

Reception – Autumn Phase 2 – 1 2 3

White Rose Maths


Digging Deeper

How many inside?



Place 1, 2 or 3 items into a feely bag. Ask the children to feel inside the bag and try to count how many there are without looking. Count the items out to check.

Hidden objects



With the children count out 1, 2 or 3 items and then use a cloth or a bowl to hide them. Can the children use their fingers to show you how many are hidden? Ask the children to watch as you add one more item to the hidden group. How many will be hidden now? What if you take one out?

These tasks challenge the children to count unseen objects and to visualise one more and one less within 3. The children may use their fingers to help them predict what one more or one less will be. They could also use their own mark-making to represent the hidden objects.



You could vary the task by dropping pebbles into a bucket or pennies into a cup. Encourage the children to count the sounds. Ask them to predict how many there will be if you take one out or add one more and then count together to check.

Key questions

How many objects can you feel in the bag?
How many pebbles did I put in?
If I add one more how many will there be?
If I take one out how many will there be?
How many are in the bag/bucket now?
How do you know? How can we check?

© White Rose Maths

Work to be sent in: Please take photographs of your child's work so that we can share it together when your child returns to school or please keep examples of some pieces. We can then add their work to their learning journey.

Many thanks for your support

Reception Staff