







Reception Home School Learning Timetable Week 06.07.20

<p>Monday</p>	<p><b>Phonics</b> Wandle English hub.org.uk Letters and Sounds Monday 11<sup>th</sup> May Lesson 11 oi digraph <a href="https://www.youtube.com/watch?">https://www.youtube.com/watch?</a></p> <p><b>Literacy</b> Read the story 'Sharing a Shell' by Julia Donaldson. Read 1<sup>st</sup> half and predict what might happen next. Continue watching until the end. <a href="https://www.youtube.com/watch?v=6KuSI9eXgpk">https://www.youtube.com/watch?v=6KuSI9eXgpk</a></p> <p>Who are the characters in the story? Where does the story take place? How do the characters feel? Why might the crab not want to share his shell? Draw the characters from the story and write a speech bubble for each one.</p>	<p><b>Mathematics</b></p> <p>Jack Hartmann number bonds to 10. Sing along with the number bonds song. <a href="https://www.youtube.com/watch?time_continue=65&amp;v=GyK8iE05-GI&amp;feature=emb_title">https://www.youtube.com/watch?time_continue=65&amp;v=GyK8iE05-GI&amp;feature=emb_title</a>.</p> <p>Use the picture below to help you write number bonds for 10. Draw a shell and inside write 2 numbers when you add them together they make 10.</p>  <p>Number Bonds to 10: Write down the missing number on each shell to make the correct number bonds to 10.</p>	<p><b>Understanding of The World</b></p> <p>We need to look after the wonderful world and that God has given us and make sure that all of the animals that live in it are safe. Lots of rubbish gets into the sea and puts the fish and other sea creatures in danger. Watch this little film about a whale who helps to clean up the sea with the help of his friends. <a href="https://www.youtube.com/watch?v=xFPoIU5iiYQ">https://www.youtube.com/watch?v=xFPoIU5iiYQ</a></p> <p>Discuss the film. Did you notice things in the sea that shouldn't have been there? Did you see plastic bags and yogurt pots! Talk about what we can do at home to look after our wonderful world. You could talk about how we can recycle items and how you can make sure that your rubbish goes to the right place. You could make a sign that reminds everyone in your house to recycle some plastics, glass bottles, jars and cans.</p> 
---------------	--	---	---

<p>Tuesday</p>	<p><b>Phonics</b> Wandle English hub.org.uk Letters and Sounds Tuesday 12<sup>th</sup> May Lesson 12 ear trigraph <a href="https://www.youtube.com/watch?">https://www.youtube.com/watch?</a></p> <p><b>Literacy</b> Listen to Mrs Dalley reading the story Sharing a Shell. <a href="https://vimeo.com/434989524">https://vimeo.com/434989524</a> Can you hear the rhyming words in the story? (sea/me/be/ three, shell/ well, crab/cab, up/cup) Draw 5 or more shells. In each shell, write two words that rhyme.</p> 	<p><b>Mathematics</b> Sing song Jack Hartmann Adding Doubles song a fun maths song for kids. <a href="https://www.youtube.com/watch?v=NDqbCfplYrg">https://www.youtube.com/watch?v=NDqbCfplYrg</a> Collecting shells doubling activity. You will need 2 buckets or 2 tubs, 10 or more shells or stones. Put 2 shells in one bucket and 2 shells in the other bucket. Count the shells to find the double. Double 2 is ? Write it as a sum <math>2+2=4</math> Put 4 shells in one bucket and 4 shells in the other bucket. Count the shells to find the double. Double 4 is ? Write it as a sum <math>4+4=8</math> Find the doubles for other amounts of shells.</p>	<p><b>Physical</b> <b>60 Second Challenge !</b> How many times can you throw a beanbag into a hoop in 60 seconds? <b>Equipment</b> : A beanbag and a hoop A minute timer or stopwatch on a phone If you do not have a beanbag or a hoop why not use a washing basket and a rolled up pair of socks instead.</p> <p>Stand 3 large steps away from the hoop behind a line and throw the beanbag into the hoop. You need to collect the beanbag and return to the throwing line each time you throw. Get someone to shout 'Go' and 'Stop' when your time is up. Record how many throws you achieve.</p> <p><b>Achieve Gold</b> : 15 throws <b>Achieve Silver</b>: 10 throws <b>Achieve Bronze</b>: 5 throws</p>  <p>Also look at the school website for lots of ideas for physical exercise activities for the 'Virtual Merseyside School Games'</p>
<p>Wednesday</p>	<p><b>Phonics</b> Wandle English hub.org.uk Letters and Sounds Wednesday 13<sup>th</sup> May Lesson 13 air trigraph <a href="https://www.youtube.com/watch?">https://www.youtube.com/watch?</a></p> <p><b>Literacy</b> What can you find in a rock pool? Talk about what you may find. Write a list of things you might see in a rock pool at the beach. Use the book 'Sharing a Shell' to help you.</p> 	<p><b>Mathematics</b> Join in with Jack Hartmann count to 20 and work out. <a href="https://youtu.be/_MVzXKfr6e8">https://youtu.be/_MVzXKfr6e8</a></p> <p>Make your own number line to 20. Use a strip of paper long enough to fit all the numbers on. Start from the beginning and write numbers 0 to 20. Leave a small space between each number. Use your number line to do these challenges 1 more than 9 1 more than 14 1 less than 6 1 less than 20 See if you can think of any other challenges. You could try 2 more and 2 less.</p>	<p><b>Expressive Arts &amp; Design</b></p> <p>Draw an underwater picture, you could look at the book 'Sharing a Shell' again to remind you .Write underneath that we should take care of the wonderful sea creatures and animals in the sea. You could write something like: 'Look after our world' or 'Look after the fish'.</p> <p>You might also want to listen to the story 'Commotion in the Ocean' For some more idea about sea creatures. <a href="https://www.youtube.com/watch?v=">https://www.youtube.com/watch?v=</a></p> 

<p>Thursday</p>	<p><b>Phonics</b> Wandle English hub.org.uk Letters and Sounds Monday 27<sup>th</sup> April Lesson 1 Blending with a <a href="https://www.youtube.com/watch?">https://www.youtube.com/watch?</a></p> <p><b>Literacy</b> Watch the video about rock pools to find out more about them. <a href="https://youtu.be/J+Ob6YfgWWo">https://youtu.be/J+Ob6YfgWWo</a> Write some sentences about a rock pool. You might start your sentence like this: A rock pool is A rock pool has</p>	<p><b>Mathematics</b> Adding above 10. Gather a collection of 10 shells or stones. Arrange them into a line and count them by touching each one to check you have 10. Next, add 1 shell to start another pile. How many shells do you have altogether? Count them all carefully. Write your addition calculation like this <math>10+1=11</math> Now add another shell to your new pile so you have 2 more shells. How many shells do you have altogether? Count them all carefully. Write your calculation <math>10+2=12</math> Now add 3 more shells so you can calculate <math>10+3=13</math>. Repeat with amounts up to 10.</p> <p>Place this game on Topmarks Place value Basket Ball. Numbers up to 19. <a href="https://www.topmarks.co.uk/learning-to-count/place-value-basketball">https://www.topmarks.co.uk/learning-to-count/place-value-basketball</a></p>	<p><b>Expressive Arts &amp; Design</b></p> <p>Watch the song 'Whole World' in our hands and sing along to the music. Can you make some instruments to play while you are singing? Maybe you can find an empty box or carton or Pringles tube and fill it with pasta or rice to make a shaker. You can decorate the outside with coloured paper, stickers or anything you like. Remember to use sticky tape to seal it before you start to shake!</p> <p><a href="https://www.youtube.com/watch?v=ODftYTD3Rbs">https://www.youtube.com/watch?v=ODftYTD3Rbs</a></p> <p><b>Come and See</b> Please look at the school website for the Come and See topic about the wonderful world that God has given us.</p>
<p>Friday</p>	<p><b>Phonics</b> Wandle English hub.org.uk Letters and Sounds Wednesday 29<sup>th</sup> April Lesson 3 Blending with e <a href="https://www.youtube.com/watch?">https://www.youtube.com/watch?</a></p> <p><b>Literacy</b> Listen carefully to the story, joining in with repeated or remembered parts. Think about what you would wear for the beach. Design an outfit for the beach. Draw a picture of you wearing your outfit. Add labels, sun hat, sunglasses, T shirt, shorts, sandals etc. What would you take with you for rock pooling? Draw what you would take.</p>	<p><b>Mathematics</b></p> <p>Watch the You tube video to find out how to make a boat. <a href="https://www.youtube.com/watch?v=HpUSim0SA1o">https://www.youtube.com/watch?v=HpUSim0SA1o</a></p> <p>Make a boat of your own using paper or other materials. Think about the shapes you need to use for your boat. Can you name the shapes you have used? Talk about the properties of your shapes. For example, how many sides does it have? Are they straight or curved? How many corners?</p>	<p><b>Personal, Social and Emotional</b></p> <p>Play the game 'Kim's Game' Choose about 8 small items to put on a tray, you can choose anything e.g sunglasses, a pen or pencil, a coin, a straw, a piece of fruit etc Look at the items for a minute and then cover them with a cloth or tea towel. Now someone has to take an item away without you seeing which one it is! Look at the items again. Can you guess what is missing? Play again.</p> <p>Remember to take turns and be patient while you are waiting for your turn. Can you think of any clues to help someone who is finding it difficult to think of the missing item? Such as 'You can use this to write with.'</p>

**Reading**

**Try to read a little each day**

Follow the link below and log on as a teacher using [parents@harpercollins.co.uk](mailto:parents@harpercollins.co.uk) and the password Parents20!

<https://connect.collins.co.uk/school/Primary/BigCat>

Click on Big Cat to look at and read books. The following have links with this week's topic: 'Shapes,' 'In the Sea,' 'At the Dump,' 'Tec and the Litter' and 'Our World.'

Read and look at a selection of genres such as storybooks, information books and poems.