

05.10.20

*Good morning!*

*Daily challenge -*



*Complete these calculations in your  
4 a day books.*

$$50 + \underline{\quad} = 59$$

$$65 + \underline{\quad} = 75$$


$$23 + \underline{\quad} = 33$$

$$42 + \underline{\quad} = 62$$

Year 1 phonics

Monday - Revisit

Phase 3 graphemes



Year 1 phonics

Remind children about the 'oo' sound.

Monday -  
Teach



ue



Year 1 phonics

oo or ue?

Monday  
- Practice

oo

ue





Year 1 phonics


Monday  
- Apply

Write the following sentence and circle the 'ue' grapheme.

It was true that the glue was  
blue.

Valerie Thomas and Korky Paul

# Winnie at the Seaside



**Focus:** To identify main characters, setting, contraction words and the use of apostrophe for possession in our class text

Main Characters:

Winnie  
Wilbur

Main Setting:

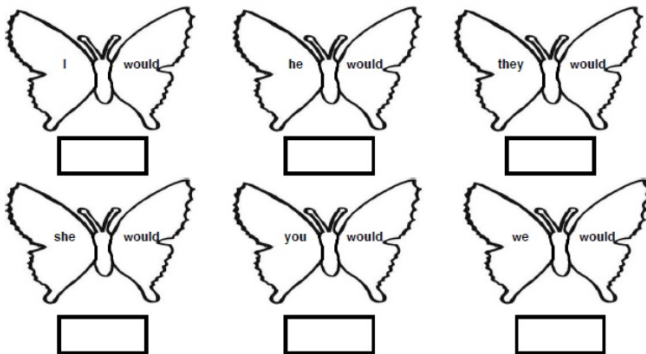
Seaside

A list of contraction words from the text

let's	don't	we'd
didn't	we'll	it's
couldn't	where's	

Write some examples from the text where an apostrophe was used for possession.

Winnie's towel  
Winnie's beach umbrella  
Winnie's beach bag

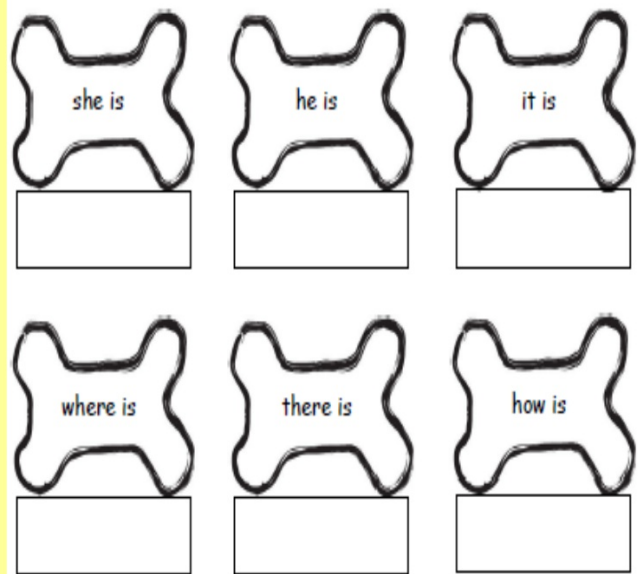


he'd	she'd	they'd
we'd	you'd	I'd

©www.HaveFunTeaching.com

1. She is at the park. \_\_\_\_\_
2. Where is the ball? \_\_\_\_\_
3. There is the book. \_\_\_\_\_
4. He is not at school. \_\_\_\_\_
5. How is your food? \_\_\_\_\_
6. It is snowing! \_\_\_\_\_

it's	he's	where's
she's	how's	there's













it's	where's
how's	there's
he's	she's



Year 2 phonics

Monday

## Connect three

	climb	ask	told	
	come	busy	some	
	water	said	all	
				
				

Hard C

Soft C

Hard C

cat

climb

could

class

clothes

Soft C

race

pace

face

space

lice

lace

rice

Phonics - 'c'

cat

call

car

cave

race

spice

rice

place



WB: 24.09.2018

Focus: To identify the physical and human features of St Lucia.



Can you draw a square around the physical features on the map?

Can you draw a circle around the human features on the map?

Physical features: ☐

Human features: ☐

WB: 24.09.2018

Focus: To identify the physical and human features of St Lucia.



Can you draw a square around the physical features on the map?

Can you draw a circle around the human features on the map?

Physical features: ☐

Human features: ☐

06.10.20

*Good Morning*



*Read a book from home or from  
our book corner.*

Year 1 phonics

Tuesday  
- Revisit

Phase 2/3 tricky words




<https://www.phonicsplay.co.uk/resources/phase/3/tricky-word-trucks>

Year 1 phonics  
Remind children of 'w' grapheme.

Tuesday  
- Teach




wh



Year 1 phonics

Tuesday  
- Practice

Can you match the pictures to the words?



wheel  
whip  
wheat  
whale  
whip  
whisper  
whistle  
whisk



Year 1 phonics

Tuesday  
- Apply

## PICNIC on PLUTO




Obb and Bob are brothers. They both love to eat but they like to eat different things. Bob loves to eat snacks with real words on them. Obb loves to eat snacks with fake words on them. Can you drag each snack to the right brother?

**Next**

<https://www.phonicsplay.co.uk/resources/phase/3/picnic-on-pluto>



English



<https://www.youtube.com/watch?v=QNaek9tOIys>

## Text marking-punctuation.

"Meeeeeeoww," cried Wilbur.  
He didn't want to get wet.  
"Oh dear," said Winnie. She  
shook some seaweed out of  
her hair.

"Don't worry, Wilbur. We'll just  
move further up the beach."  
She picked up her beach bag  
and her towel.

"My broomstick!" cried Winnie.  
"Where's my broomstick?"  
She looked everywhere.

### **No Broomstick**

Then she looked out to sea.  
There was her broomstick,  
floating away.

"Stop!" Winnie shouted. But her broomstick didn't stop.  
"How will we get home, Wilbur?" cried Winnie.



WB:

Focus: To identify the punctuation used in sent

Capital letters - Red

Full stops - Blue

Exclamation mark - Purple

Question mark - Yellow

Apostrophe in contraction - G.















Year 2 phonics

Tuesday

## Connect three

	climb	ask	told	
	come	busy	some	
	water	said	all	
				
				

## Phonics 'g' as 'j' sound



giant



gym



gem



germ

Write this sentence down and circle all  
of the 'g' words.

The giant girl had a magic dog.

[illegible]

07.10.20

Good morning!

Daily challenge -



Work out these calculations in your 4-a-day books.

$$5 + 4 + 1 =$$

$$7 + 1 + 2 =$$

$$8 + 1 + 1 =$$

$$3 + 6 + 1 =$$

Year 1 phonics

Wednesday  
- Revisit

Phase 4 graphemes



<https://www.phonicsplay.co.uk/resources/phase/4/flashcards-speed-trials>

Year 1 phonics

Wednesday

- Teach

Remind children of the f/ff grapheme.



ph





Year 1 phonics

Wednesday

- Practice

Add sound buttons to these words.

elephant

physical

alphabet

graph

phonics

phone

dolphin

photo

Year 1 phonics

## Bingo

Wednesday -  
Apply

Choose 4 words to write on your whiteboard.

elephant

phonics

physical

phone

alphabet


dolphin

graph

photo




English



<https://www.youtube.com/watch?v=QNaek9tOIys>

## Text marking-punctuation.

*Focus:* To identify the punctuation used

The water washed over Winnie's towel, and came half way up Winnie's beach bag.

"Meeeeoooooww," cried Wilbur. He didn't want to get wet. "Oh dear," said Winnie. She shook some seaweed out of her hair. "My broomstick!" cried Winnie. "Where's my broomstick?"



WB:  
*Focus:* To identify the punctuation used in sent

Capital letters - Red

Full stops - Blue

Exclamation mark - Purple

Question mark - Yellow

Apostrophe in contraction - G.







Year 2 phonics

Wednesday

## Connect three



climb	ask	told
come	busy	some
water	said	all





'dge' and 'ge' as 'j' sound

hedge

budge

fudge

lodge

nudge

badge

bridge

ledge

edge

age

stage

cage

change

huge

image

page

rage

large

Science

WB:05.10.20

Focus: To find out how the shapes of solid objects made from some materials can be changed by squashing, bending, twisting and stretching.

Changing the Shape of Materials -  
refer to lesson 4 powerpoint



Lesson 4








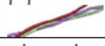



## Activity

WB:05.10.20

WB: 05.10.2020

*Focus: To change the shape of different objects using squashing, bending, twisting and stretching.*

*Explore the objects and record your answers by putting a tick or a cross in each column*

Object	Can you squash it? 	Can you bend it? 	Can you twist it? 	Can you stretch it? 
drinks can 				
pipe cleaner 				
play dough 				
sponge 				
drinking straw 				

Complete this together as a whole class

08.10.20

Good morning!

Daily challenge -



Practise these words in your handwriting books.

how

flower

most

also

Phonics - Year 1

Thursday -  
Revisit



The image shows a resource card for 'Tricky Word Trucks'. At the top, the title 'TRICKY WORD TRUCKS' is displayed in large, bold, orange letters. Below it, the text 'Tricky Word Trucks is available in the following phases:' is written in a smaller font. The central illustration features a red truck with three large, circular tanks on its back, numbered 2, 3, and 4. The truck is parked on a beach with palm trees and a blue sky in the background. Below the illustration, the text 'Tricky Word Trucks' is repeated in a bold, pink font, followed by 'Good for: Practising reading tricky words.' in a smaller, pink font. In the bottom right corner, there is a white button with the text 'Teaching Ideas' in a pink font.

**Tricky Word Trucks**  
Good for: Practising reading tricky words.

Teaching Ideas

<https://www.phonicsplay.co.uk/resources/phase/4/tricky-word-trucks>

Tricky words: Discuss what is tricky about each word.

## Read them in a sentence

Mum **said** to stop.

I **don't** like tomatoes.


I am seven years **old**.

**I'm** going to be a dancer.

The ball is **by** the post.

It is **so** hot.

Look, cover, write, check.

Six empty rounded rectangular boxes arranged vertically, intended for writing practice. Each box is light blue with a black border.


## Write a sentence

Write your own sentence using these words.

said  
don't  
old  
I'm  
by  
so



English



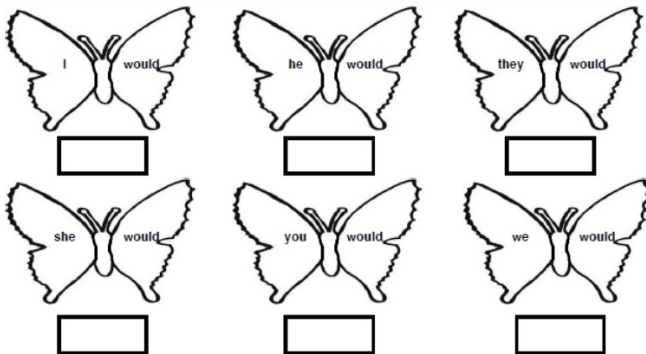
<https://www.youtube.com/watch?v=QNaek9tOIys>



*Focus: To understand and use the correct punctuation in sentences.*





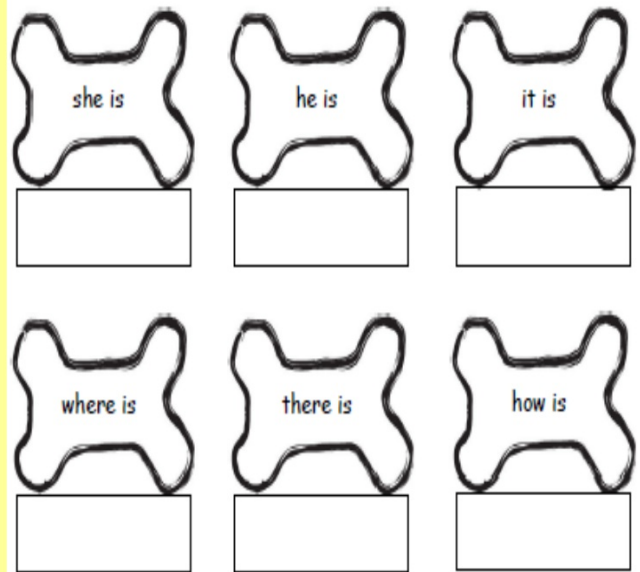


he'd	she'd	they'd
we'd	you'd	I'd

©www.HaveFunTeaching.com

1. She is at the park. \_\_\_\_\_
2. Where is the ball? \_\_\_\_\_
3. There is the book. \_\_\_\_\_
4. He is not at school. \_\_\_\_\_
5. How is your food? \_\_\_\_\_
6. It is snowing! \_\_\_\_\_

it's	he's	where's
she's	how's	there's








it's	where's
how's	there's
he's	she's








Year 2 phonics

Thursday

# Connect three



climb	ask	told
come	busy	some
water	said	all



## Phonics 'c'



car



ice



coat



city



cat



rice

Phonics - phase 2 'a'

hat

bat

cat

pan

mat

bag

Phonics - phase 2 'a' as 'o' sound

want

was

watch

swamp

wand

wasp

what

wash


*Focus: To sketch buildings by the sea*



*Children to complete/ add detail to the picture using a sketching pencil.*

# Throwing and catching


Focus: To catch objects thrown by self and from small distance.



09.10.20  
*Good Morning!*



I've got  
my  
Friday  
smile  
on!



*Read a book from home or from  
our book corner.*



Phonics - Year 1

Friday -  
Revisit

Phase 3/4 graphemes



<https://www.phonicsplay.co.uk/resources/phase/3/flashcards-speed-trials>

<https://www.phonicsplay.co.uk/resources/phase/4/flashcards-speed-trials>

Phonics - Year 1

Friday -  
Teach

Tricky words: Revise all tricky words so far. Discuss what is tricky about each word.

some	when	said
come	out	don't
were	what	old
there	like	I'm
have	little	by
one		so

Create a sentence.

some

when

said

come

out

don't

were

what

old

there

like

I'm

have

little

by

one

so



Phonics - Year 1

Friday -  
Apply


# Obb and Bob

ay, ou, ie



<https://www.phonicsplay.co.uk/resources/phase/5/picnic-on-pluto>

English



<https://www.youtube.com/watch?v=QNaek9tOIys>

---

*Focus: To write a story mountain plan for the story 'Winnie at the Seaside.'*

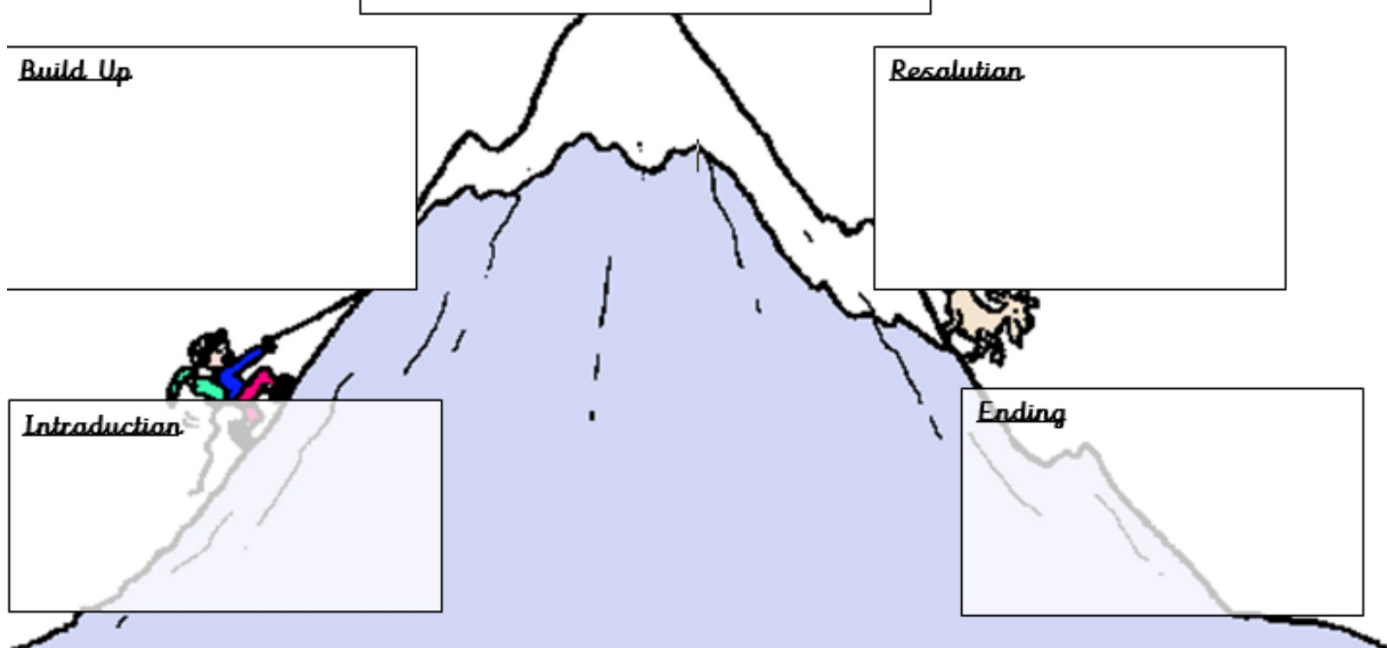
Problem

Build Up

Resolution

Introduction






Ending



Year 2 phonics

Friday

## Connect three



climb

ask

told

come






busy

some

water

said

all



Phonics - phase 2 'o' as 'u' sound

mother

love

other

some

done

come

oven



Copy down this sentence. Can you circle the 'o' words?

The mother loved baking  
cakes in the oven.



*Golden time*

<https://www.phonicsplay.co.uk/>

[https://whiterosemaths.com/homelearning/  
year-2/week-4/](https://whiterosemaths.com/homelearning/year-2/week-4/)

<https://www.bbc.co.uk/bitesize>