

12.10.2020

Good morning!

Daily challenge -



Complete these calculations in your  
4 a day books.

$$7+6=$$

$$6+5=$$

$$8+6=$$

$$9+4=$$

Year 1 phonics

Revisit

Phase 3/5 tricky words




<https://www.phonicsplay.co.uk/resources/phase/3/tricky-word-trucks>

Teach

## Year 1 phonics

Remind children of 'or' grapheme. Can read spell some of these?

Teach the 'aw' grapheme. What aw words are these? Spell them.



aw



Year 1 phonics

Practice

Can you match the pictures to the words?

draw

straw

claws

paw

saw

straw berry



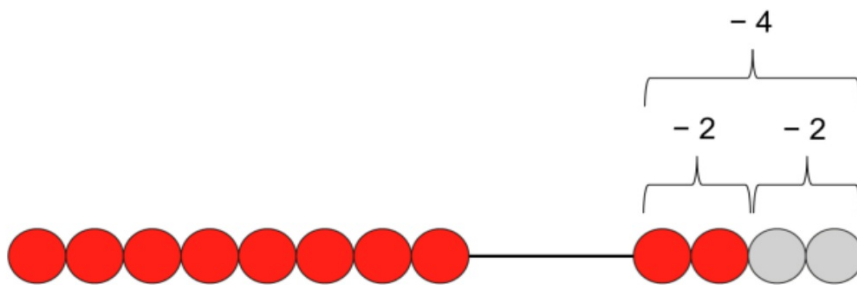
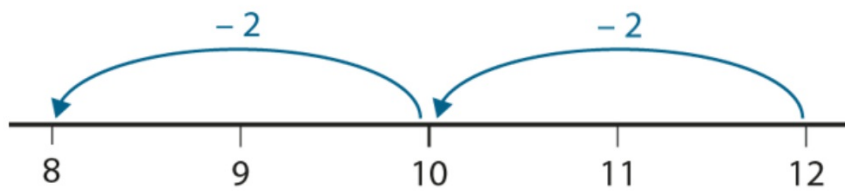
Year 1 phonics

Apply

Write the following sentence  
in your phonics book.

The dog had hurt his  
paw.

## Maths Lesson 1



$$\begin{array}{r} 12 - 4 \\ \quad \swarrow \searrow \\ \quad 2 \quad 2 \end{array}$$


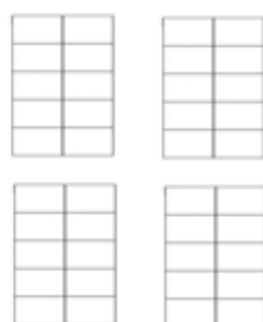
$$12 - 2 = 10$$

$$10 - 2 = 8$$

$$12 - 4 = 8$$

**Focus:** Subtracting through ten.

**First** there were 14 children on the ride. **Then** 8 got off. **Now** there are 6 children on the ride.



*Learning Focus: To decide on an alternative ending to Winnie at the Seaside.*

*Winnie at the seaside*

Phonics 'y' as 'yes'

yoghurt yell

you

yet

young

yes

yellow

year

Quick write

year

Write the above 'y' word  
as many times as you can in 2 mins.

WB: 12.10.2020

**Focus:** Compare the different geographical features in Southport and St Lucia

**Saint Lucia**

**Southport**

Mountains

Waterfalls

Palm trees

Hot weather

Cocoa plantations

Warm weather

Beach

Fairground

Caravan site

sand dunes

How are Southport and Saint Lucia similar?

Come and See lesson 1

initial mindmap



Are signs and  
symbols important?

Week 1



13.10.2020

*Good Morning!*



*Read a book from home or from  
our book corner.*

Year 1 phonics

Revisit

Phase 3/5 tricky words



<https://www.phonicsplay.co.uk/resources/phase/3/tricky-word-trucks>


Year 1 phonics

Remind children of 'oo' and 'ue' grapheme.  
Can they spell these words?

Teach



ew



Year 1 phonics

Practice

Can you add sound buttons to these words?




stew



screw



chew



grew

jewel



pew



Year 1 phonics

Apply

## PICNIC on PLUTO

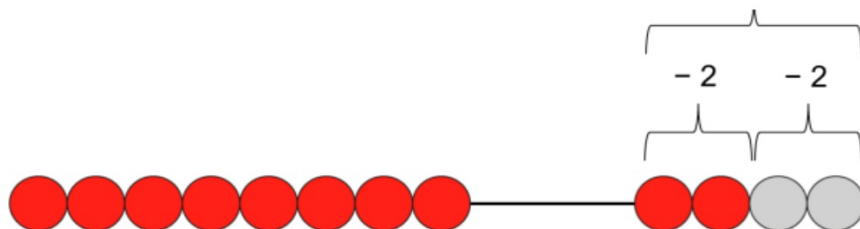
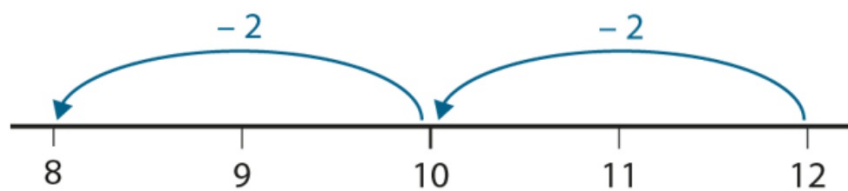


Obb and Bob are brothers. They both love to eat but they like to eat different things. Bob loves to eat snacks with real words on them. Obb loves to eat snacks with fake words on them. Can you drag each snack to the right brother?

**Next**

<https://www.phonicsplay.co.uk/resources/phase/3/picnic-on-pluto>

## Maths - Lesson 2



$$\begin{array}{r} 12 - 4 \\ \quad \swarrow \searrow \\ \quad 2 \quad 2 \end{array}$$


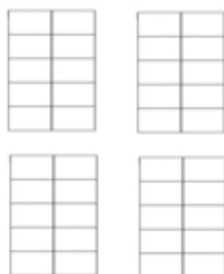
$$12 - 2 = 10$$

$$10 - 2 = 8$$

$$\mathbf{12 - 4 = 8}$$

**Focus:** Subtracting through ten.

**First** there were 14 birds on the wall. **Then** 8 got off. **Now** there are 6 birds on the wall.



**Focus:** To plan an alternative ending to the story

Adjectives we can use.

**Problem**

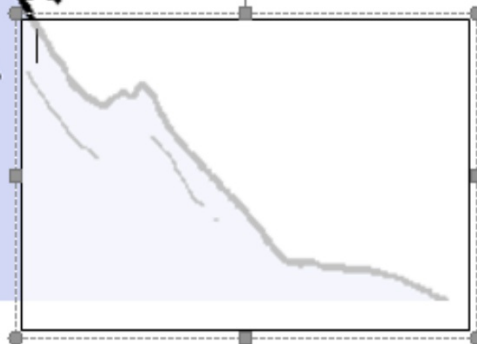
A huge wave comes and washes Winnie's broomstick out to sea.

**Build Up**

Winnie puts her things to close to the beach and leaves Wilbur to look after her things.

**Introduction**

Winnie is too hot so she and Wilbur go to the seaside





Phonics 'y' as 'igh' (cry)

sky my by

shy fry why

dry try fly

'y' sound or 'igh' sound.

y

igh

dry

yes

you

sky

shy

yet

young

why

yell

## Spelling Challenge

[illegible]

## Come and See lesson 2

WB: 12.10.20

**Explore- Learning Intentions:** I can talk about signs and symbols  
I see and use every day.



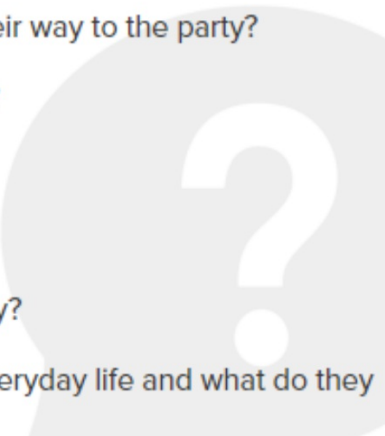
Video - Cousin Liz's Engagement Party -  
Please download from the Come and See  
Website

Week 1

## Lesson 2

Some Key Questions ?

Some Key Activities ⚙️

- ? What signs did Jason's family have to look for on their way to the party?
  - ? What symbols did they experience during the party?
  - ? What do you think the signs and symbols meant?
  - ? Which symbol did Jason dislike and why?
  - ? What was your favourite symbol in the story and why?
  - ? What are some of the symbols you experience in everyday life and what do they mean to you?
- 

14.10.2020

*Good morning!*



*Read a book from home or from  
our book corner.*

Year 1 phonics

Revisit

Phase 4 graphemes




<https://www.phonicsplay.co.uk/resources/phase/4/flashcards-speed-trials>


Year 1 phonics

Teach

Remind children of 'oa' grapheme.  
Can they spell these words?



oa





Year 1 phonics

Teach

Remind children of 'oa' grapheme.



oa



oa



Year 1 phonics

## Bingo

Apply

Choose 4 words to write on your whiteboard.

toes

toad

doe

tomatoes

heroes

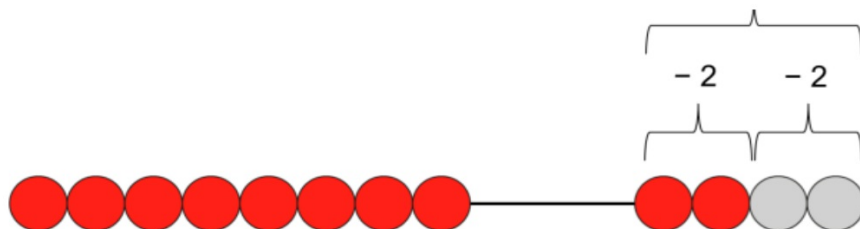
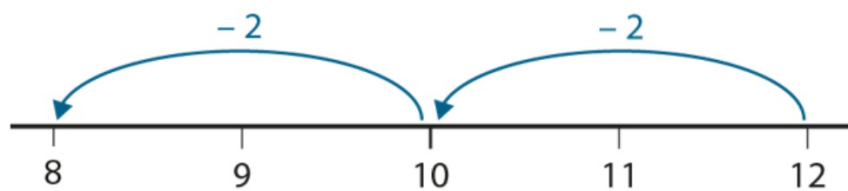
boat

float

goes




## Maths - Lesson 3



$$\begin{array}{r} 12 - 4 \\ \quad \swarrow \searrow \\ \quad 2 \quad 2 \end{array}$$

$$12 - 2 = 10$$

$$10 - 2 = 8$$

$$\mathbf{12 - 4 = 8}$$

Fill in the missing numbers.

$$11 - 3 = \square$$

$$14 - 6 = \square$$

$$12 - 9 = \square$$

$$16 - 7 = \square$$

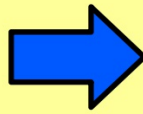
Focus: To write a Winnie the Witch story. (Example)

One hot sunny day Winnie and Wilbur sat in their very warm garden. "I'm too hot Wilbur!" cried Winnie. Winnie and Wilbur decided to go to the beach. So they packed their things, jumped on Winnie's broomstick and off they went.

When they got to the beach it was very crowded. "Let's move closer to the sea" said Winnie. So she grabbed her bag and moved further down the beach. Winnie was still too hot so she asked Wilbur to mind her things because she wanted to go into the sea. Wilbur didn't want to swim because he doesn't like water. He stayed on the soft, golden sand and looked after Winnie's things.

**Introduction**

Winnie is too hot so she  
and Wilbur go to the  
seaside



**Build Up**

Winnie is still hot so she  
goes for a swim and  
leaves Wilbur to look  
after her things.

Winnie Wilbur broomstick

water swim beach

seaside

sea

Now write your own.

Phonics 'y' as 'ee' (happy)

baby

berry

cherry

very

sorry

lady

'igh' sound or 'ee' sound.

ee

igh

fry sky my very  
berry lady



## Science

WB:12.10.20

Focus:

Winnie the Witch needs to pack her lunch to go to the seaside

How do we find out what material would be good for keeping her lunch dry?

Waterproof means  
when a material  
won't let water  
through it and it will  
keep you dry.

Which of these materials  
do you think will be  
waterproof? Why?



Plastic bag



Kitchen roll



Foil



Cardboard



Tissue paper

# Planning the investigation

## 1. Read through the planning house

WB: 12.10.2020

**Focus:** To investigate which materials are waterproof.

**ATI Planning House**

**What do we want to find out?**

We want to find out which material is waterproof and the best material for Winnie's lunchbox

**What will we need?**

- Container of water
- Measuring jug with 100ml of water
- Materials to test (see below)

**What will change?**

The materials

**What will stay the same?**

We will use 100ml of water on each material.

**What we will do**

We will have different materials that we will pour 100ml of water on to test if it is waterproof. We will then record our findings in a table.

**Predictions - Which material do you think is waterproof? - circle one**

kitchen roll	tissue paper	plastic bag
foil	card	

The children need to circle their prediction

Place a X or / tick next to each material.

Material	Was it Waterproof?
Tissue	
Plastic Bag	
Kitchen Roll	
Card	
Foil	

What happened?

The

\_\_\_\_\_

let the water through

The \_\_\_\_\_ didn't let the water through.

How can we improve the investigation next time?

We will

\_\_\_\_\_

\_\_\_\_\_

Carry out the investigation

Record the results

15.10.2020

Good morning!

Daily challenge -



Practise these words in your handwriting books.

said

looked

out

took

beautiful



<https://www.phonicsplay.co.uk/resources/phase/4/tricky-word-trucks>

Tricky words: Discuss what is tricky about each word.

Read them in a sentence

What **time** is it please?

That's my **house**.

This book is **about** Titanic.

It's **your** turn.

Look, cover, write, check.

about

time

house

your

## Write a sentence

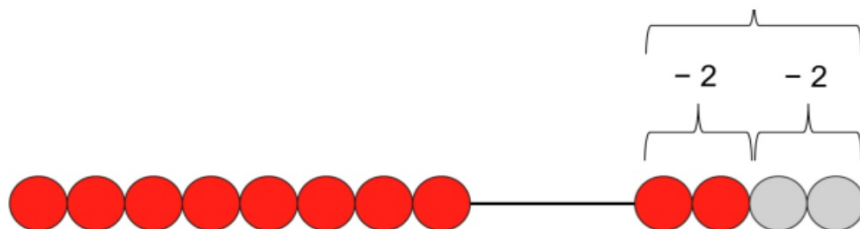
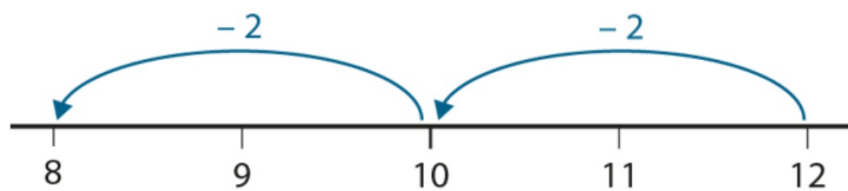
Write your own sentence using these words.

about  
time  
house  
your





## Maths - Lesson 4



$$\begin{array}{r} 12 - 4 \\ \swarrow \searrow \\ 2 \quad 2 \end{array}$$


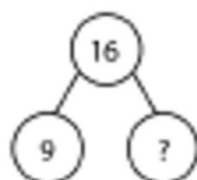

$$12 - 2 = 10$$

$$10 - 2 = 8$$

$$\mathbf{12 - 4 = 8}$$

$$5 + 8 = \square \quad 9 + \square = 16 \quad \square + 6 = 11$$

$$\square - 8 = 5 \quad 16 - \square = 9 \quad 11 - 6 = \square$$



As Winnie jumped into the cool, blue sea, a huge wave came crashing onto the beach. "Meoooooww!" cried Wilbur as he jumped onto Winnie's umbrella. Winnie ran back over to Wilbur and her things. "My broomstick!" she cried. "Where's my broomstick?" All of a sudden Winnie could see her broomstick floating out to sea on a big, blue wave.

English - Example

Problem

A huge wave comes and  
washes Winnie's broomstick  
out to sea.

Winnie Wilbur broomstick

water swim beach

seaside sea wave

Now write your own.

## Phonics 'y'

yes

cry

happy

you

my

sorry

yell

sky

baby

Copy down this sentence

The happy fly landed on  
the yellow flower.

# Art

*Focus: To sketch features of hotels in Southport.*



16.10.2020

*Good Morning!*

*Daily challenge -*



*In your handwriting books,  
write down what you are going  
to do over the weekend.*



Phonics - Year 1

Revisit

Phase 3/4 graphemes



<https://www.phonicsplay.co.uk/resources/phase/3/flashcards-speed-trials>

<https://www.phonicsplay.co.uk/resources/phase/4/flashcards-speed-trials>

Tricky words: Revise all tricky words so far. Discuss what is tricky about each word.

some

come

were

there

have

one

when

out

what

like

little

said

don't

old

I'm

by

so

time

house

about

your

Create a silly sentence.

some	when	said	time
come	out	don't	house
were	what	old	about
there	like	I'm	your
have	little	by	
one		so	



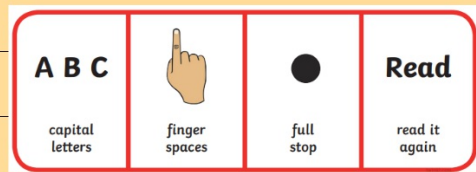
# Obb and Bob

aw, oe, ew.



<https://www.phonicsplay.co.uk/resources/phase/5/picnic-on-pluto>

English



and

but

if

so

because

Can you write your own resolution  
and ending that you planned earlier  
in the week?

Resolution

Winnie turns herself  
into a mermaid and  
swims to get the  
broomstick.

Example  
resolution

wand

magic

mermaid

Winnie

Wilbur

broomstick

water

swim

beach

seaside

sea

wave

Ending

Winnie made a  
pool in her  
back garden.

wand

magic

pool

Winnie

Wilbur

garden

water

## Phonics 'y'

yes

cry

happy

you

my

sorry

yell


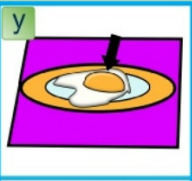










sky

baby



# Phonics 'y'

<https://www.teachphonics.co.uk/y-group-alphabet.html> 

 yo-yo	 yolk	 yellow	 farmyard	j
 pony	 puppy	 lady	 body	i:
 fly	 sky	 tyre	 July	aɪ



*Golden time*

