05.01.2021

Daily challenge-

In your handwriting books, write about your favourite day during the holidays.

Tuesday - Revisit

Connect three

friends	climb	half
beautiful	should	sugar
who	floor	pretty

Tuesday - Teach

What is a suffix?

https://app.gonoodle.com/channels/blazer-fresh/wizard-of-words?s=Search&t=suffix

Tuesday - Practice

The root word doesn't change

-ment

movement

statement

enjoyment

amusement

appointment

agreement

judgement

apartment

basement

disagreement

Tuesday - Apply

One morning Lisa woke up in her beautiful apartment and had to get ready for her dentist appointment. She wasn't looking forward to her appointment as she didn't like the dentist. She wrote a long statement to her mum explaining why she didn't want to go. "It's like a basement in there" she said. But her mum just smiled in amusement and told her that it's important to look after your teeth. Lisa frowned in disagreement. However, when they got to the dentist it wasn't as bas as Lisa remembered. It was bright and shiny, with hundreds of toys for children to play with. "See" said Lisa's mum. The dentist isn't that scary is it?" Lisa nodded in agreement.

Reading Mastery
Lesson 1



Year 2 – Traditional Tales WB: 04.01.2021
I used a traditional story opening and ending
I gave a description of the main character
I gave a description of the setting.
I included an introduction, build up, problem, solution and conclusion within my story.
I used a capital letter and full stop in my sentences.
I used finger spaces.
I used neat handwriting in a cursive style resting on the line.
I sound out all of my words.
I spell the common exception words correctly.
I used some co-ordination and sub-ordination in my sentences.
I used expanded noun phrases to give more detail
I used a question.
I added suffixes to spell some words correctly.

Watch the movie and make a list of all the fairytale characters you can see.

Maths

Recognise 2D and 3D shapes

1 Match the shape to its name.

circle

hexagon

pentagon

square

triangle

rectangle

2 Match the shape to its name.

cuboid

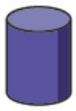

triangular prism

cube

pyramid

sphere

cylinder

3 Which shape is the odd one out?
Tick your answer.

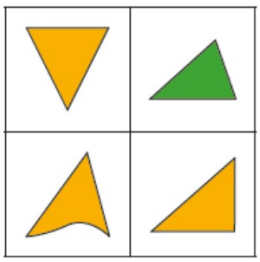

Why did you choose this shape?

4 Which shape is the odd one out?
Tick your answer.

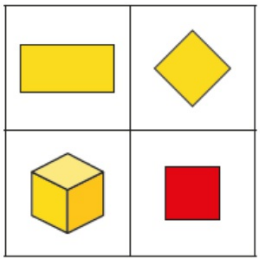

Compare answers with a partner.

5 Here are some shapes.



Complete the tally chart to show the number of each shape.

Shape	Tally	Total
triangle		
circle		
square		
rectangle		

Work with a partner.

Find shapes around your classroom and complete your own tally chart.

© White Rose Maths 2019

Spelling Challenge

WB: 04.01.2021

Maths - session 2

Count sides on 2D shapes

1 Complete the sentences to describe the shapes.

a)

A pentagon has ☐ sides.

b)

A triangle has ☐ sides.

c)

A _____ has ☐ sides.

d)

A _____ has ☐ sides.

2 Tick the 4-sided shapes.

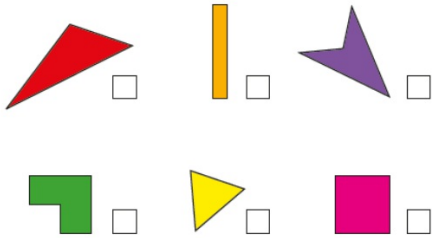

Did your partner tick the same shapes?

3 Tick the 6-sided shapes.

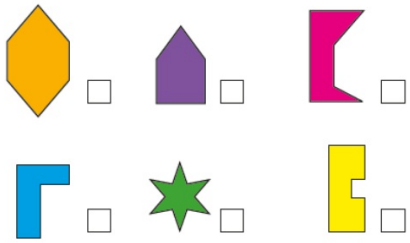

Compare answers with a partner.

© White Rose Maths 2019

4 Complete the table.

Name	Shape	Number of sides
		3
pentagon		
		6
square		
		8

5

Is Amir correct? _____

How do you know?

6 Use 15 lolly sticks to make three shapes.



Draw your shapes.

Did your partner make the same shapes?

What happens if you use more or fewer lolly sticks?

© White Rose Maths 2019

Come and see mind map

Why do we need books?

Lesson 1

We use different books everyday!

phone book

catalogue



story book



dictionary

holiday brochure

non-fiction

newspaper

cook book

Lesson 1

06.01.2021

Daily challenge-

Complete these calculations in your 4 a day books.

12 + 6 =

23 + 5=

32 + 7 =

26 - 4 =

18 - 6 =

35 - 3 =

Wednesday - Practice

Connect three

friends	climb	half
beautiful	should	sugar
who	floor	pretty

Wednesday - Practice

The root word doesn't change

-ment

movement

statement

enjoyment

amusement

appointment

agreement

judgement

apartment

basement

disagreement

Wednesday - Apply

Children to write a sentence using one or more of the -ment words.

movement

agreement

statement

judgement

enjoyment

apartment

amusement

basement

appointment

disagreement

Reading Mastery
Lesson 2



Watch the movie and make a list of all the fairytale characters you can see.

Count vertices on 2D shapes

1 Complete the sentences to describe the shapes.

a)

A pentagon has ☐ vertices.

b)

A triangle has ☐ vertices.

c)

A _____ has ☐ vertices.

d)

A _____ has ☐ vertices.

2 Tick the shapes with 4 vertices.

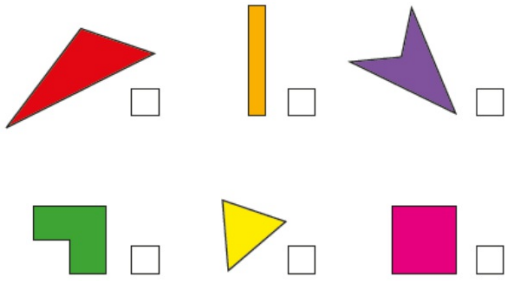

Compare answers with a partner.

3 Tick the shapes with 6 vertices.

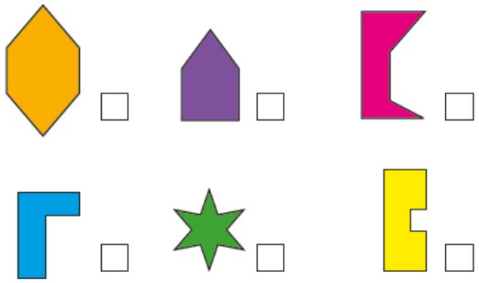

Talk to a partner about your answers.

© White Rose Maths 2019

4 How many vertices does each shape have?

a)

b) 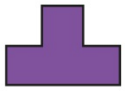

c)

d)

e)

f)

How did you count the vertices?

5

My shape has more vertices than a triangle, but fewer than a hexagon.

What shape could Ron have? _____

Compare answers with a partner.

6 Rosie is making a pattern out of shapes.

a) How many vertices are in each term of her pattern?

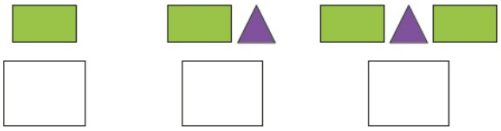

b) What do you notice?

c) How many vertices will the next term have?

d) Create your own pattern with shapes.

Count the number of vertices in each term.

© White Rose Maths 2019

We use different books everyday!

phone book

catalogue



story book



dictionary

holiday brochure

non-fiction

newspaper

cook book

Explore Lesson 2

Explore Lesson 2

SOME KEY QUESTIONS

Q What types of books are there at home and at school?

Q What uses do books have? For example a timetable, telephone directory, text books, photo albums etc.

Q How do these books differ?

Q What books do you like and why?

Q Imagine a world without books – discuss.

WB: 04.01.2021

Explore- Learning Intention: I can talk about different books I use at home and in school

Explore Lesson 2

Animals including Humans

Key Vocabulary

offspring

grow

adults

nutrition

reproduce

Focus: Whole Class Initial Mind-Map.

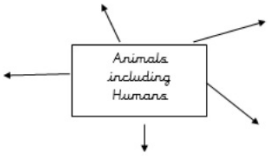

Complete as a whole class

Lesson 1

Focus: I can describe how animals grow into adults

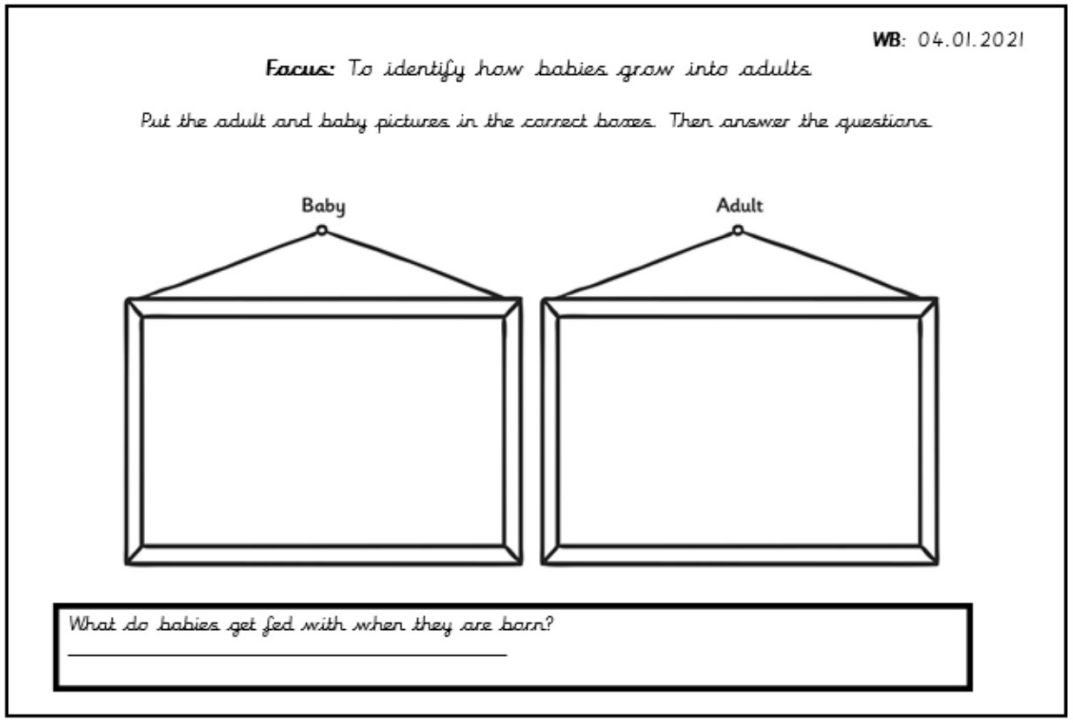

WB: 04.01.2021

Focus: To identify how babies grow into adults

Put the adult and baby pictures in the correct boxes. Then answer the questions.

Baby

Adult

What do babies get fed with when they are born?

_____

Lesson 1

07.01.2021

Daily challenge -

In your handwriting books, copy these words.

beautiful

parents

children

should

Thursday - Revisit

Connect three

friends	climb	half
beautiful	should	sugar
who	floor	pretty





Thursday - Teach

y changes to an i

merriment

-ment

argument

agreement

statement

judgement

enjoyment

apartment

amusement

basement

appointment

disagreement

Thursday - Practice and Apply

Reading Mastery
Lesson 3



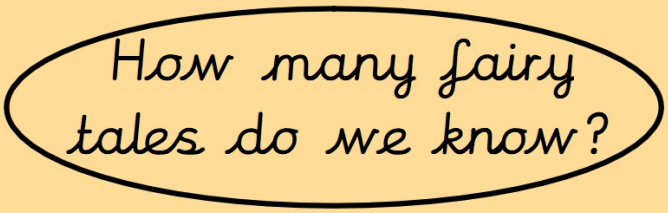
How many fairy
tales do we know?

WB: 04.01.2021

Focus: Guided reading – To find traditional story openers and endings and find the protagonist and antagonist characters.

Traditional story openers	Traditional story endings

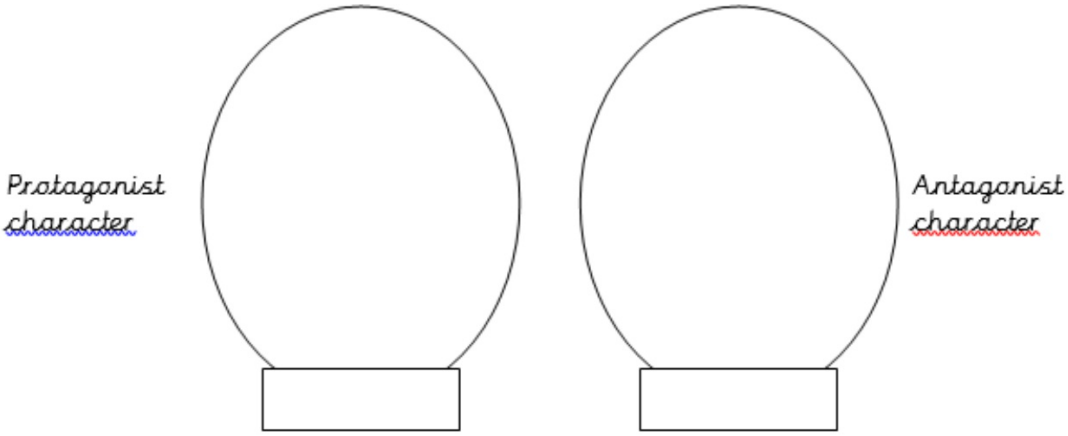


aaa
bbb
ccc
ddd
eee
fff
ggg
hhh
iii
jjj
kkk
lll
mmm
nnn
ooo
ppp
qqq
rrr
sss
ttt
uuu
vvv
www
xxx
yyy
zzz

WB: 04.01.2021

Independent

Focus: *To know and use different contraction words.*

Match the contraction word to its un-contracted form

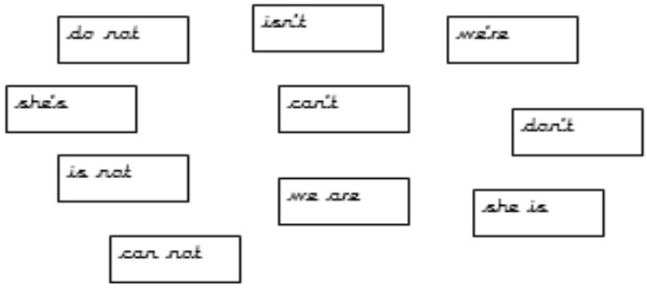

Now try to write some sentences including these words.

Count faces on 3D shapes

1 Match the shapes to the faces.

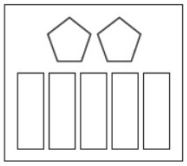

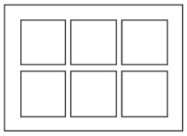



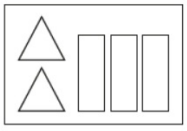

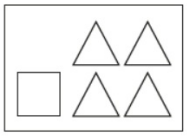

2 Complete the table.

Shape	Name	Number of faces
		

3

What shape is Jack describing? _____

© White Rose Maths 2019

4 Match the description to the shape.

1 circular face and 1 curved surface	
2 circular faces and 1 curved surface	
4 triangular faces	

5

A cube is the only 3D shape with 6 faces.

Alex has made a mistake.

Name another 3D shape that has 6 faces.

_____

6 Dexter has 5 of the same 3D shapes.

In total, my shapes have 10 circular faces.

What shapes has Dexter got?

Dexter has got 5 _____

7 Dora wants to put a sticker on each face of some cubes.

She has 60 stickers.

How many cubes can she cover in stickers?

Dora can cover ☐ cubes in stickers.

© White Rose Maths 2019

PE

Maths - session 2

Count edges on 3D shapes

1 How many edges does each shape have?

a) 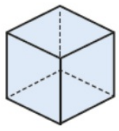 ☐ edges

b) 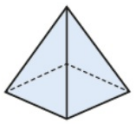 ☐ edges

c) 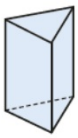 ☐ edges

d) 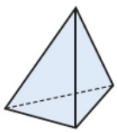 ☐ edges

2 Complete the table.

Shape	Name	Number of edges	Number of faces
			

3

3D shapes always have more edges than faces.

Do you agree? _____

Why?

© White Rose Maths 2019

4 Use the clues to label the shape with the correct letter.

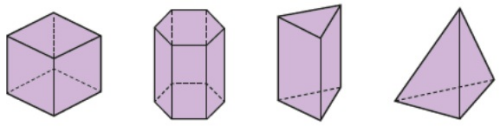

_____ _____ _____ _____

- Shape A has an odd number of edges.
- Shape B has the most edges.
- Shape C has the same number of edges as a cube has faces.
- The edges of shape D are all the same length.

5 Write the name of two 3D shapes that have the same number of edges.

_____ and _____

6

A cube has 6 faces and 12 edges, so a square-based pyramid must have 5 faces and 10 edges. The number of edges is always double the number of faces.

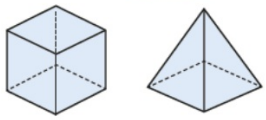

Do you agree with Teddy? _____

Why?

7 This hexagonal prism has 18 edges.

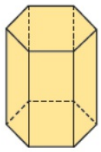

How many edges do you think a pentagonal prism has?

Why do you think this?

© White Rose Maths 2019

Our World

Key Vocabulary:

Aerial view, atlas, birds-eye view, compass, continent, country, globe, island, land, landmark, map, distance, next to, far, behind, near, north, south, east, west, sea, ocean, weather, symbol, capital city, United Kingdom

Geography mind map

Which country do we live in? Can you find it?



Capital cities?

England

Manchester Birmingham Bristol

Liverpool London Leeds York

Scotland

Glasgow Dundee Edinburgh Stirling

Aberdeen Inverness Perth

Wales

Bangor Swansea Cardiff

Newport St. Davids

Northern Ireland

Derry Lisburn Newry

Armagh Belfast

The island of Rockall is not shown.
Sullom Voe Terminal
Lerwick
SHETLAND ISLANDS
NORTH ATLANTIC OCEAN
ORKNEY ISLANDS
Scapa
HEBRIDES
Peterhead
Aberdeen
Scotland
Ben Nevis
Dundee
North Sea
Grangemouth
Edinburgh
Glasgow
Newcastle upon Tyne
Londonderry
Northern Ireland
Belfast
Middlesbrough
Kingston upon Hull
Isle of Man (U.K.)
Irish Sea
IRELAND
Manchester
Liverpool
England
The Fens
Birmingham
Wales
Felixstowe
Cardiff
LONDON
Bristol
Dover
Southampton
Portsmouth
Channel Tunnel
Plymouth
Celtic Sea
Falmouth
English Channel
Guernsey (U.K.)
Jersey (U.K.)
FRANCE
0 50 100 km
0 50 100 mi

Focus: To label the countries, capital cities and surrounding seas of the United Kingdom of Great Britain and Northern Ireland

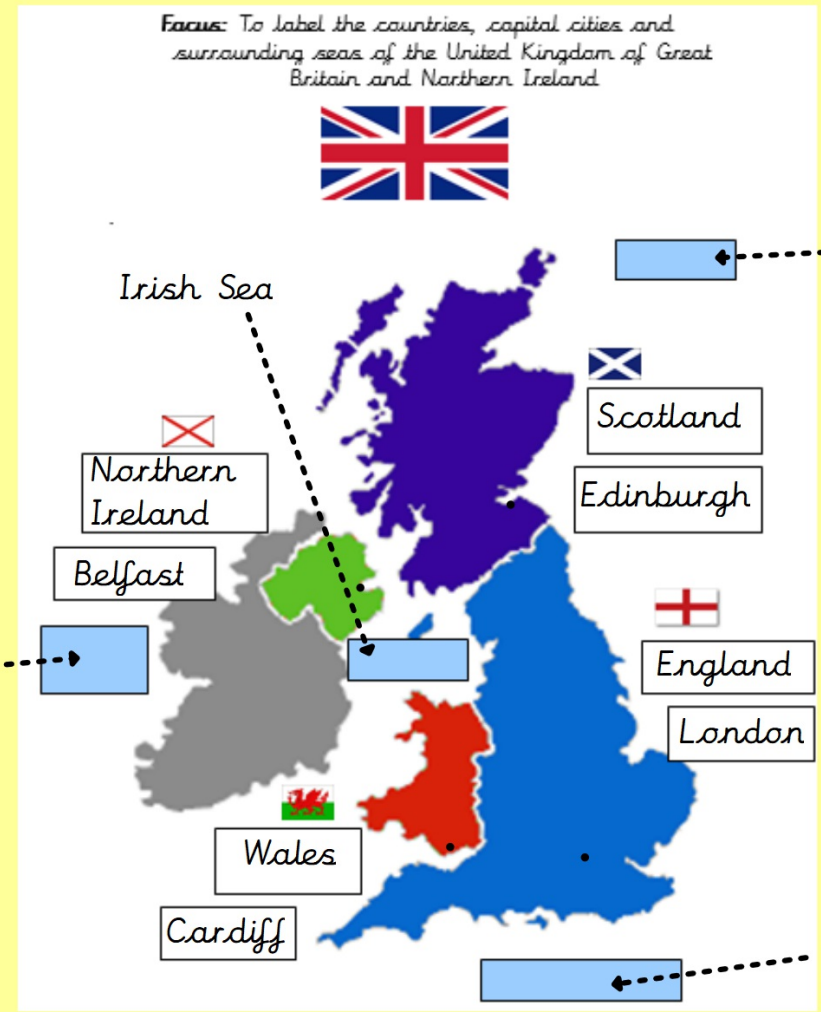

08.01.2021

Good morning!

Daily challenge-

Please read a book quietly at your desk



Reading Mastery
Lessons 4 & 5



WB: 04.01.2021

Focus: Guided reading – To find traditional story openers and endings and find the protagonist and antagonist characters.

Traditional story openers	Traditional story endings

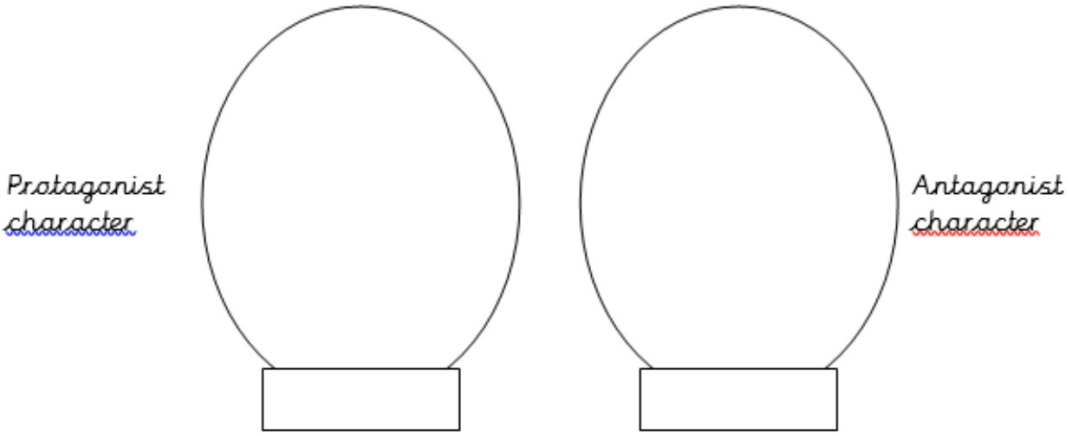


aaa
bbb
ccc
ddd
eee
fff
ggg
hhh
iii
jjj
kkk
lll
mmm
nnn
ooo
ppp
qqq
rrr
sss
ttt
uuu
vvv
www
xxx
yyy
zzz

WB: 04.01.2021

Independent

Focus: *To know and use different contraction words.*

Match the contraction word to its un-contracted form

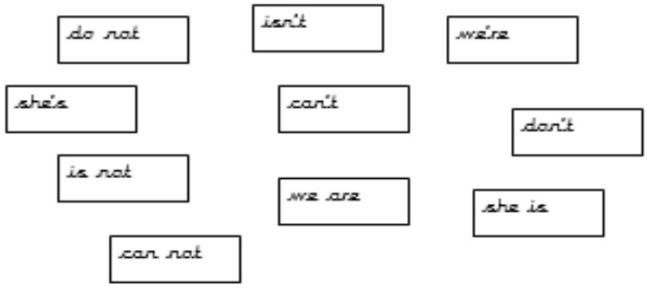

Now try to write some sentences including these words.

Count vertices on 3D shapes

1 How many vertices does each shape have?

a) 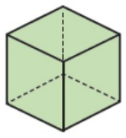 ☐ vertices

b) 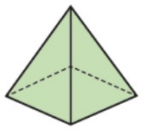 ☐ vertices

c) 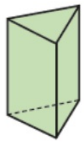 ☐ vertices

d) 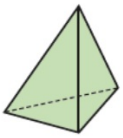 ☐ vertices

2 Complete the table.

Shape	Name	Number of vertices
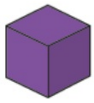		
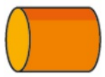		

Write the name of a different 3D shape with no vertices.

_____

© White Rose Maths 2019

3 Write the shapes in order of the number of vertices.

Start with the shape that has the fewest vertices.

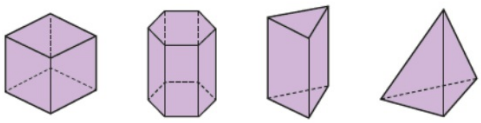

A B C D

fewest most

_____ _____ _____ _____

4 Complete the sentences.

more fewer

a) A cube has _____ vertices than a sphere.

b) A sphere has _____ vertices than a cone.

c) A triangular prism has _____ vertices than a cuboid.

5 Match each shape to the correct label.

< 5 vertices

= 5 vertices

> 5 vertices

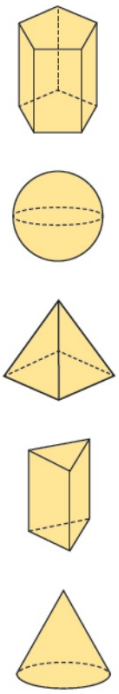

© White Rose Maths 2019

We use different books everyday!

phone book

catalogue



story book



dictionary

holiday brochure

non-fiction

newspaper

cook book

Explore Lesson 3

Explore
Lesson 3

Children gather to have a quiet moment to reflect on books that are used at home and in school.

Think about the work done.

Think about all the different books you use.

Think about all the different books used in school, at home; in the neighbourhood.

Think about the people who use them. Think about how important books are. Think about a world without books.

Invite responses from the children.

Golden time