






	<u>Monday</u>	<u>Tuesday</u>	<u>Wednesday</u>	<u>Thursday</u>	<u>Friday</u>
Input 1	<p><u>Literacy/phonics</u> Listen to Incy Wincy Spider by Keith Chapman Jack Tickle read by Mrs Gray (Reception Teacher) Discuss with your child rhyming words from the text.</p> 	<p><u>Come & See</u> Discuss with your child the following:</p> <ul style="list-style-type: none"> - Each one's name is important - That their name is special - God loves them and knows their name - God loves everyone <p>Find out and share with your child the meaning of their name. Make a handprint and when dry your child could add their name.</p>	<p><u>Literacy/phonics</u> Listen to Aaargh Spider! by Lydia Monks read by Mrs Dalley (Reception Teacher) Predict what is going to happen throughout book. Talk about having a spider as a pet. Would you like a pet spider?</p> 	<p><u>Literacy/phonics</u> Phonics Play Phase 1 Activities <u>Login march 20 home</u> www.phonicsplay.co.uk Play 'Cake Bake' rhyming game. Do you know words that rhyme with pig, log and hat?</p>	<p><u>Literacy/phonics</u> Play a game of I-Spy'. Can you find things in your house that begin with s,a,t,p,i and n?</p> 
Input 2	<p><u>The World</u> Find out 5 facts about spiders. You could watch https://www.youtube.com/watch?v=lsfupASksz0 Record what you have found out about</p>	<p><u>Creative</u> Make or print a spider. How many legs do they have? Can you make a web too?</p>	<p><u>PSED</u> With a grown up, look at some photographs of your family together. Talk about how our families are special to us. Draw a picture of those who are special to you.</p>	<p><u>Music</u> Me and My Family (part one) from Oak National Academy https://classroom.thenationalacademy/lessons/me-and-my-family-part-1-c5h3et?activity=video&step=1</p>	<p><u>Physical Development</u> Using lego/duplo can you make a wall for Humpty/Dumpty?</p>

spiders. Have a look for spiders in your garden.



Can you write their names?



Input
3

Maths

White Rose Maths
Just Like Me, Week 3
Exploring Pattern
session 1.

<https://whiterosemaths.com/homelearning/early-years/week-3/>

Watch video clip and complete task



Maths

White Rose Maths
Just Like Me, Week 3
Exploring Pattern
session 2.

<https://whiterosemaths.com/homelearning/early-years/week-3/>

Watch video clip and complete task



Maths

White Rose Maths
Just Like Me, Week 3
Exploring Pattern
session 3.

<https://whiterosemaths.com/homelearning/early-years/week-3/>

Watch video clip and complete task



Come & See

Make and decorate a name card or placemat with your name on (don't forget we teach pre-cursive).



Write your family names onto pieces of paper and put them into bowl/bag. Create a quiet and prayerful atmosphere, say a prayer God loves... please take care of...

Maths

White Rose Maths
Just Like Me, Week 3
Exploring Pattern
session 4.

<https://whiterosemaths.com/homelearning/early-years/week-3/>

Watch video clip and complete task



PSED


Who is special to me?

A large, empty rectangular box with a black border, occupying the majority of the page below the question. It is intended for a student to draw or write their answer to the question 'Who is special to me?'. The box is completely blank and contains no text or images.


Pre-cursive letter formation

a b c d e f g
h i j k l m n
o p q r s t u
v w x y z

Maths- we are following White Rose Maths. This week is all about- Exploring Pattern (but shows as week 3 of home learning on the White Rose website)



Weeks 4, 5 and 6 - Just Like Me!		
	Focus of learning	Useful resources
Week 4 28.09.2020	Matching and sorting	The Button Box by Margarette S. Reid A collection of buttons Natural objects collected on an autumn walk
Week 5 05.10.2020	Comparing size, mass and capacity Comparing amounts	Dear Zoo by Rod Campbell It's the Bear! By Jez Alborough Toys and objects for a teddy bear's picnic Some cubes, Lego or building blocks
Week 6 12.10.2020	Exploring patterns	We're Going on a Bear Hunt by Michael Rosen Natural autumn objects Fruit to make fruit kebabs Paint and potatoes for printing



Work to be sent in: Please take photographs of your child's work so that we can share when they return to school and add towards their learning journey.

At Great Crosby Primary School we aim to share a love of reading and books. Each week we will provide short video clips of our Reception staff reading a picture book for you to share with your child.

Many thanks for your support
Reception Staff