



## HOW TO SYNC THE BAND APP CALENDAR TO YOUR PHONE



iOS





## REACT ELITE >

Private · Members 68 · [+ Invite](#)

Keep your profile up to date!  
Update and save your profile info.

[Set Profile >](#)


Are members  
Band?

Invite them via

[Invite member >](#)

### Online Members

3 >



### Upcoming Events

10+ >

#### 01 Skills Camp

Aug 12:00 PM - 5:00 PM · 2913 142nd Ave E #109, Sumner, W...

### Newest ▾



Kaela Darkulic

Jul 24, 2023 at 7:01 PM

A new member was invited by React Elite  
Cheer.

Give Kaela Darkulic a warm welcome!

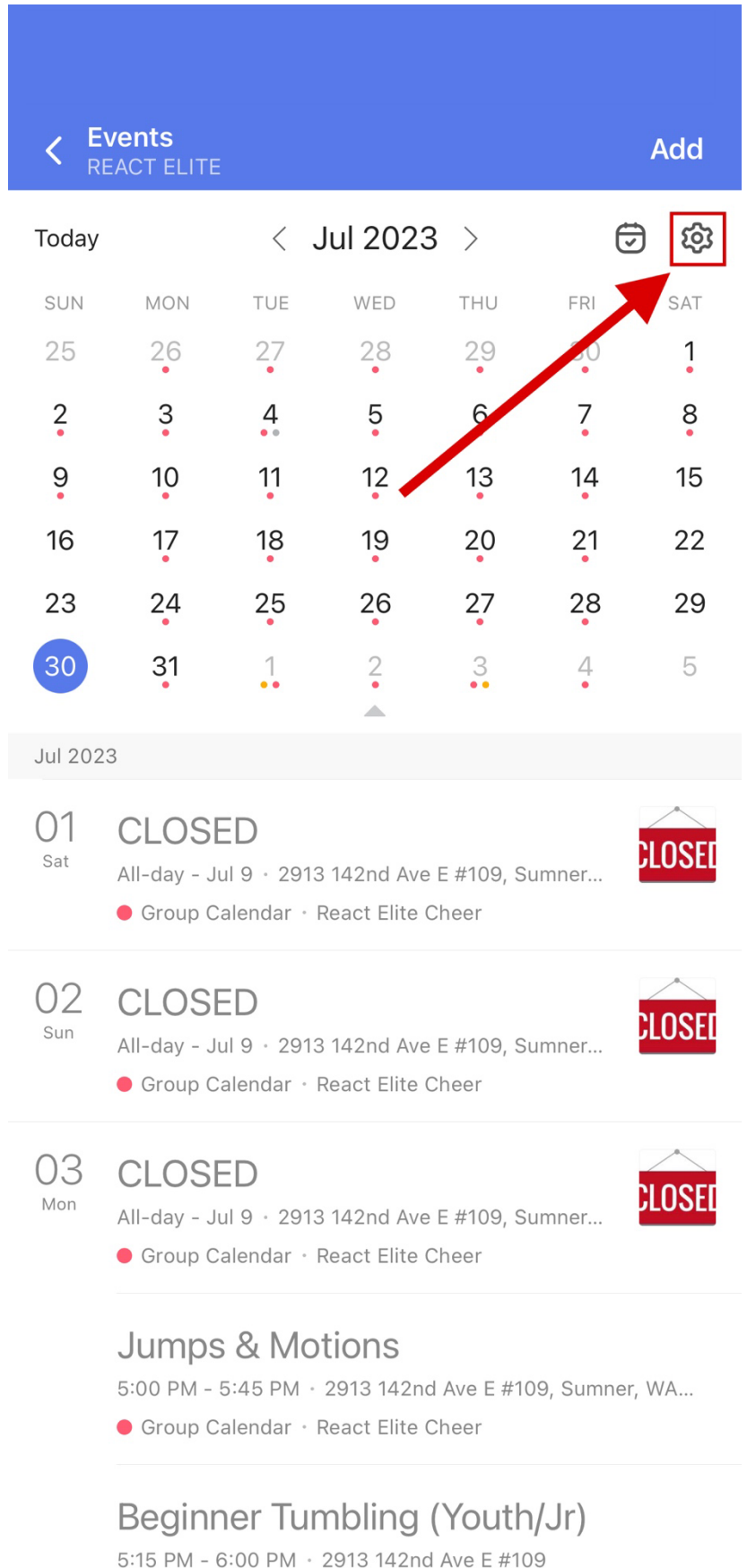


# STEP 1

From the dashboard of the app, select the calendar icon.

# STEP 2

Select the Settings Icon.



The screenshot shows a mobile application interface for a calendar. At the top, there is a blue header with a back arrow, the text "Events REACT ELITE", and an "Add" button. Below the header is a calendar grid for July 2023. The current date, July 30, is highlighted with a blue circle. A red arrow points to a settings gear icon in the top right corner of the calendar view. Below the calendar is a list of events for July 2023. Each event entry includes a date, a status (e.g., "CLOSED"), a description, and a "CLOSED" icon. The events listed are:

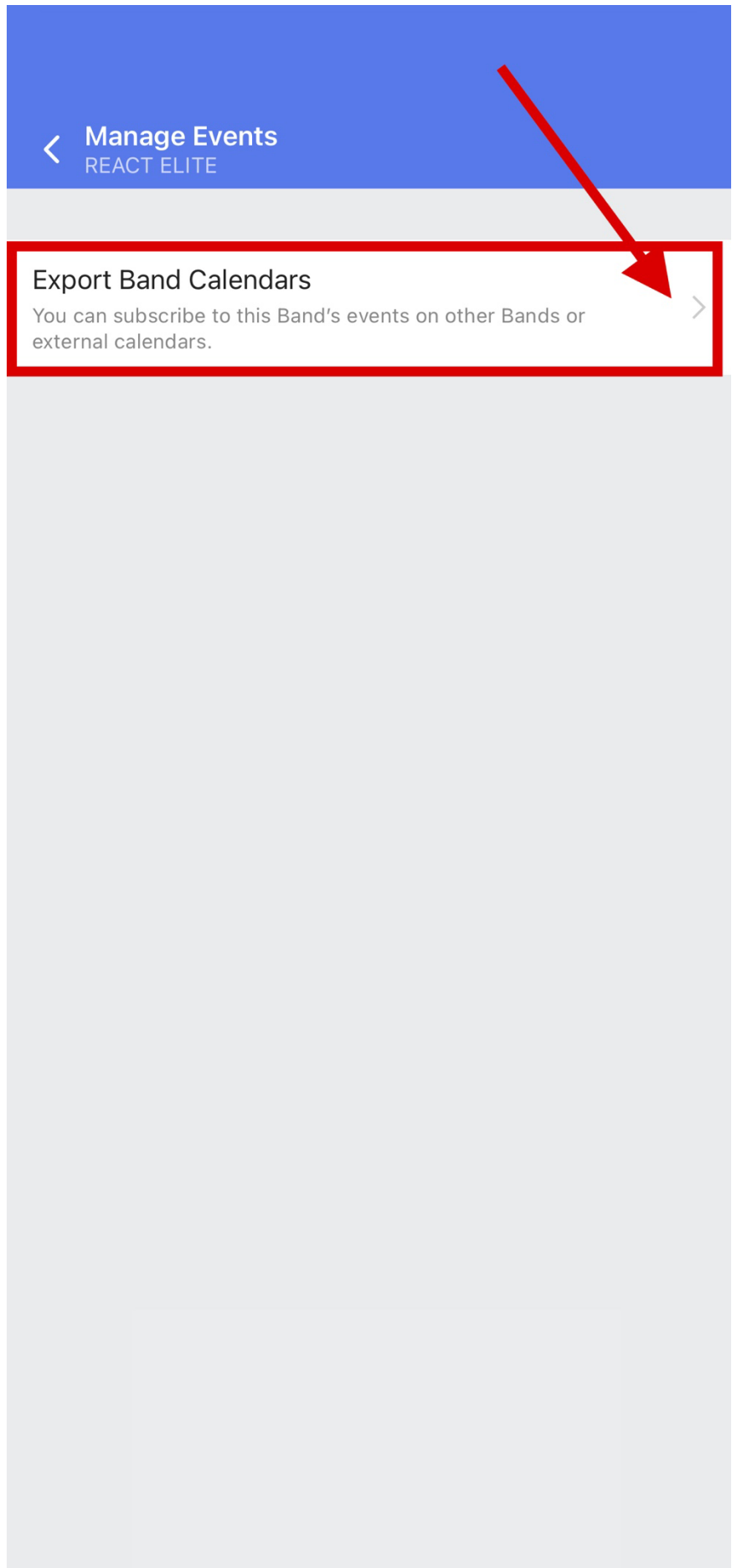
- 01 Sat: CLOSED. All-day - Jul 9 · 2913 142nd Ave E #109, Sumner... Group Calendar · React Elite Cheer
- 02 Sun: CLOSED. All-day - Jul 9 · 2913 142nd Ave E #109, Sumner... Group Calendar · React Elite Cheer
- 03 Mon: CLOSED. All-day - Jul 9 · 2913 142nd Ave E #109, Sumner... Group Calendar · React Elite Cheer

Below the events list, there are two more event entries:

- Jumps & Motions: 5:00 PM - 5:45 PM · 2913 142nd Ave E #109, Sumner, WA... Group Calendar · React Elite Cheer
- Beginner Tumbling (Youth/Jr): 5:15 PM - 6:00 PM · 2913 142nd Ave E #109

# STEP 3

Select, Export Band Calendars.



# STEP 4

## Select, calendar.

### GROUP CALENDAR:

Everyone can add the Group Calendar. The Group Calendar includes:

1. Classes
2. Gym Closures
3. Events (Showcases/Parents Night Out, Etc.)

### TEAM CALENDARS:

Must be a member of the team to add/view events on calendar. Team Calendars includes:

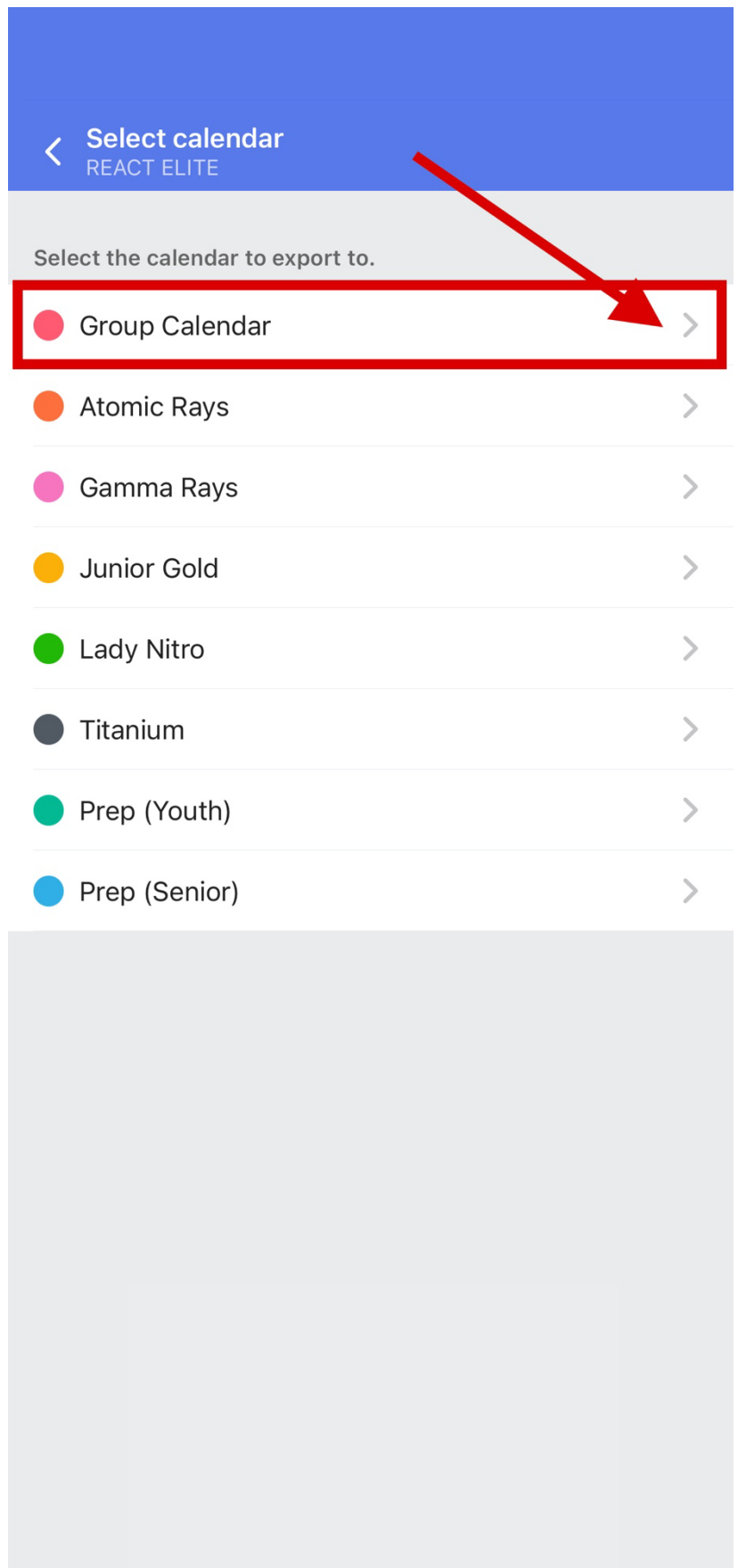
1. Team Practices
2. Team Specific Events (Camps, Choreography, Competitions, etc.)

If you are unable to view any team specific events in your calendar, that means you have not been added to that calendar. If you sync the calendar before you are added to it, no events will appear.

If you are already a member of the React Elite Cheer Band App and have not been added to your team calendar yet, please email: [Info@reactcheer.com](mailto:Info@reactcheer.com) please CC, [Alex@reactcheer.com](mailto:Alex@reactcheer.com) & [Ben@reactcheer.com](mailto:Ben@reactcheer.com).

**It's important that your profile lists your first & last name as it appears on your iClassPro account. Your Band App bio should include the first and last name of your athlete(s).**

**\*\*You will not be approved/added to your team calendar if we are not able to verify this information\*\***

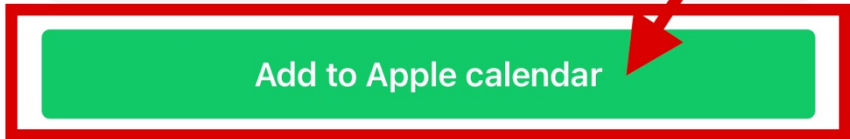


# STEP 5

Select, Add to Apple calendar.

Copy the URL below to share the events to other calendars.

```
webcal://api.band.us/ical?  
token=aAAxAGM1MDY1MTRhMjk4ZTA0NDU3OWQ5NjcxNmZjNGU  
xOTg5NWEzNmI0Y2Q
```



Copy URL

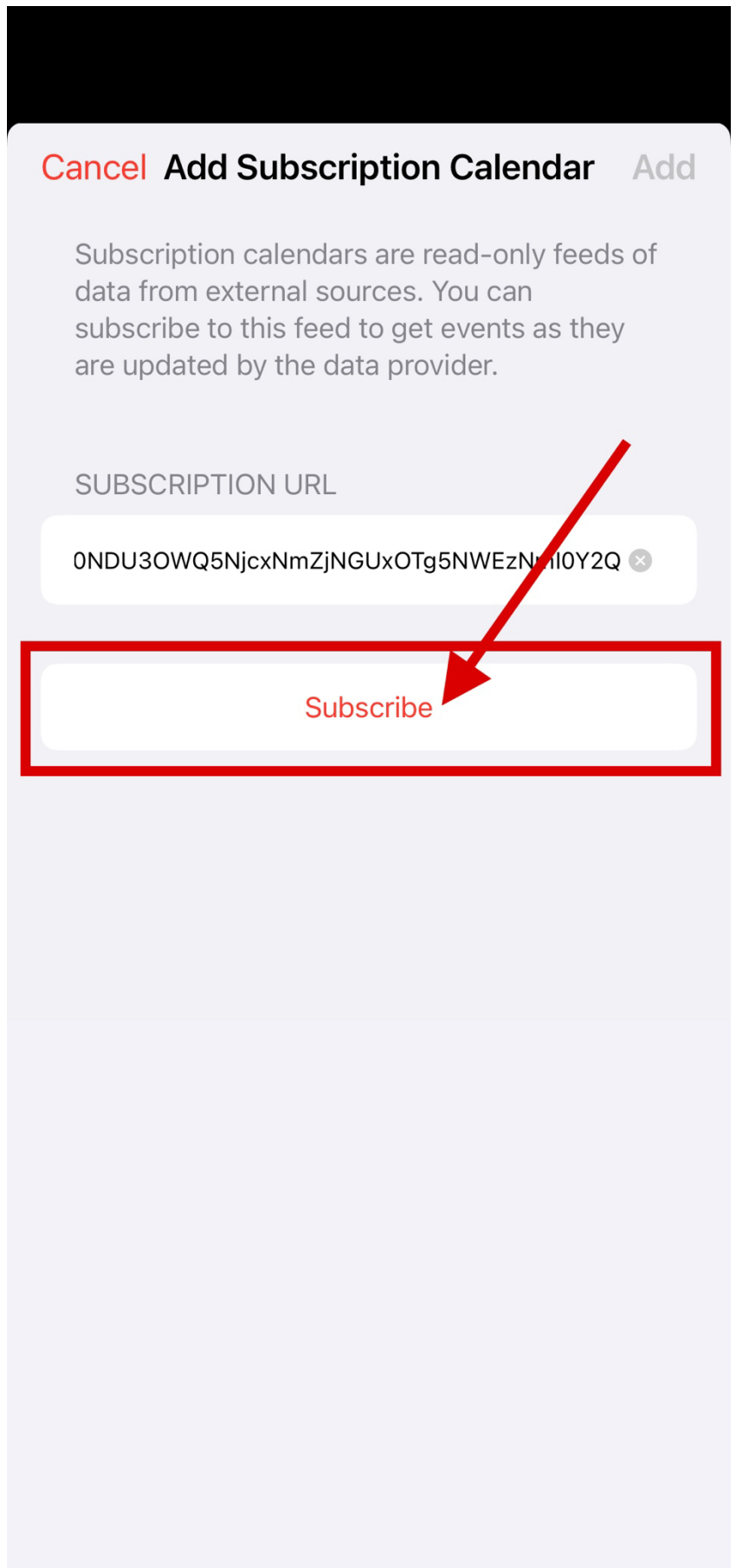
To stop exporting events:  
**Expire URL >**

To import events from other calendars,  
go to "Manage Events"  
and select "Subscribe by URL"

Export your Band calendar  
by adding this URL to another calendar  
such as Google Calendar, iCal and MS Outlook  
via the 'Add by URL' or 'Subscribe' options.

# STEP 6

Select, Subscribe.



# STEP 7

Select, Add.

## OTHER

Select, Color to change the color of your calendar.

Select, Subscription Details to toggle on/off preset alerts and attachments.

**\*WE DO NOT RECOMMEND TURNING OFF PRESET ALERTS OR ATTACHMENTS FOR TEAM CALENDARS\*\***

