



Course Enrollment Portal

Thanks for the Opportunity:

★**clicked**



SALESFORCE
TALENT
ALLIANCE

Presented by: Team 27

Three TACCies

AGENDA

1. Introduction
2. Journey
3. Sprint Objective
4. Problem
5. Solution
6. Product Overview
7. Product Benefit
8. Success Metrics
9. Next Steps

MEET OUR TEAM



Lucy Hansen



Anuj Mehta



Saranya Bhaskar

JOURNEY



JOURNEY

Stakeholder Interview

Empathize

Validate



User Stories

Groom and Prioritize User Stories

Wireframe Mockups



Dashboards & Reporting

Sprint Review

Feedback On Business Outcome

Week 1

Week 2

Week 3

SPRINT OBJECTIVES



SPRINT OBJECTIVE

| Product | Stakeholders | Organization |
|--|--|---|
| <ul style="list-style-type: none">• Develop salesforce dashboard for curriculum administrators• Develop salesforce dashboard for finance administrators | <ul style="list-style-type: none">• Make enrollment process seamless for students• Make managing student waitlist easy for curriculum administrators• Make financial reporting a breeze for finance administrators | <ul style="list-style-type: none">• Increase the overall revenue earned through online course offerings• Double ASU's online course offering while utilizing same personnel in the workforce |

PROBLEM



PROBLEM

Manual Course Enrollment

- Enrollment process currently handled manually with Google forms and spreadsheets
- Current enrollment process is labor intensive and difficult to scale

Waitlist Management

- Inefficient student waitlist management
- Cumbersome to validate & notify course waitlisted students

Financial Transparency

- Inability to view real-time status of payment & refund processing
- Real-time reporting of revenue - "Target Revenue Vs Actual Revenue"

SOLUTION



SOLUTION

Salesforce Course Enrollment Dashboards

Curriculum Enrollment Admin Dashboard

- Real time curriculum enrollment management
 - Course Status
 - Capacity Information
- Student Waitlist Management

Finance Admin Dashboard

- Student course transactions
 - Payment Processing
 - Refund Processing
- Report to monitor real time revenue data
 - Target Revenue Vs Actual Revenue

PRODUCT OVERVIEW



USER STORY - CURRICULUM ENROLLMENT

User Story # 1: Curriculum Manager Admin Dashboard

As a Curriculum Manager, I should be able to see the real-time status of seats booked against each course offered to make real-time decisions on closing the enrollment for a specific course or offering seats to students currently on waitlists.

Acceptance Criteria for User Story # 1: Curriculum Manager Admin Dashboard

The Salesforce product provides visualizations/metrics on the dashboard, which is refreshed with real-time data from the Course Enrollment user interface(UX/CX) to display the following:

- Total Course Capacity for Each Course
- Current Enrollment Status for each course
 - Dashboard metric to display courses > 80% of capacity
 - Dashboard metric to display courses <50% of capacity
- Current total waitlist number for each course
 - With the ability to see/drill down the details of each student who is currently on the waitlist

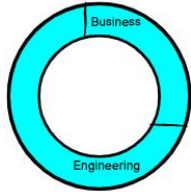
MOCKUP - CURRICULUM DASHBOARD



ASU ONLINE Curriculum Manager Dashboard - Enrollment Overview


Total Enrollment Status

Enrollment Totals by Department



Count of Students Enrolled in Courses by Department

Department Enrollment by Course



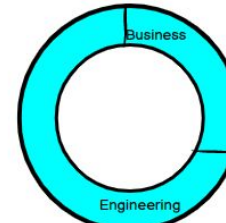
Course Enrollment in Specific Department

[Student Waitlist](#)

[Administrator Home](#)

Capacity Status

Courses within a Department with > 80% Enrollment



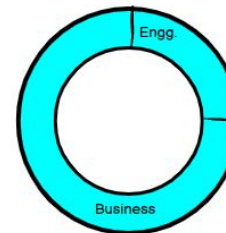
Courses with a department with more than 80% of course enrollment capacity

Courses with > 80% Enrollment by Department

| Department | # Courses | # Seats Open |
|--------------------------------|-----------|--------------|
| Business | 3 | 11 |
| Engineering | 4 | 9 |
| Data Grid Docs | | |
| | | |
| | | |
| | | |
| | | |

Details of Courses with a dept. with more than 80% of course enrollment capacity

Courses within a Department with < 50% Enrollment



Course with a department with less than 50% of course enrollment capacity

Courses with < 50% Enrollment by Department

| Department | # Courses | # Seats Open |
|--------------------------------|-----------|--------------|
| Business | 3 | 24 |
| Engineering | 2 | 17 |
| Data Grid Docs | | |
| | | |
| | | |
| | | |
| | | |

Details of Course with a dept. with less than 50% of course enrollment capacity

TOTAL ENROLLMENT STATUS

Enrollment Totals By Department

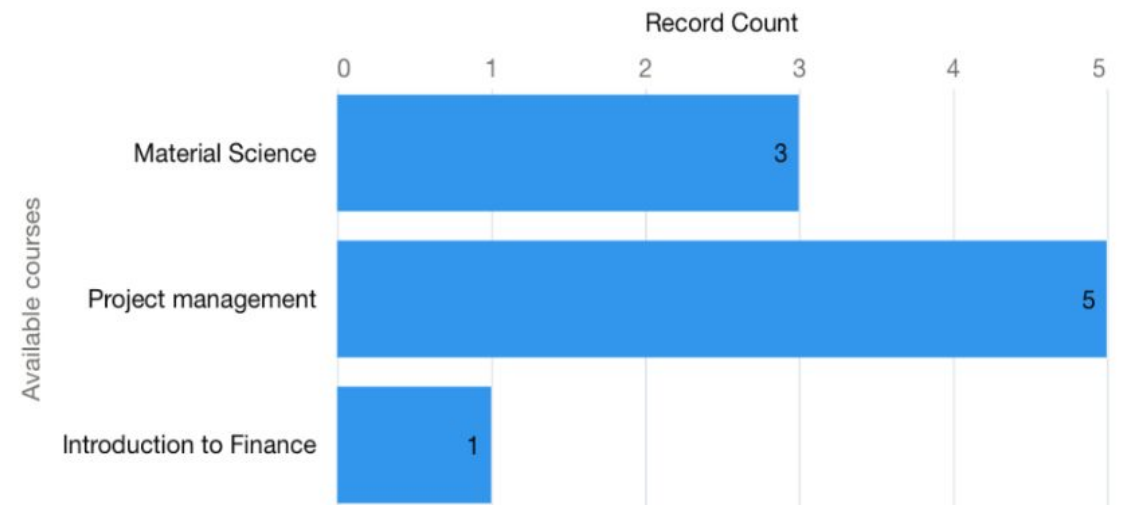


[View Report \(Enrollment Totals By Department\)](#)

Courses Interested In

- Business
- Applied Science


Enrollment By course



[View Report Enrollment By course](#)

CAPACITY STATUS > 80%

Courses within a Dept > 80% Enrollment



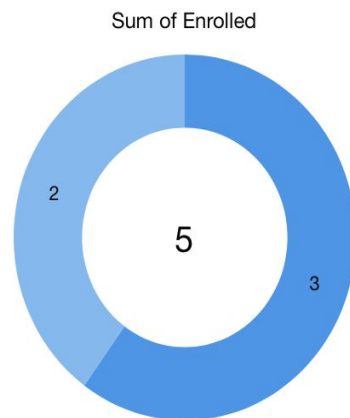
[View Report \(Courses within a Dept > 80% Enrollment\)](#)

Courses with > 80% Enrollment by Department

| Course Name | Number of Students |
|-------------------------|--------------------|
| Project Management | 1 |
| Introduction to Finance | 1 |
| Material Science | 1 |
| BioTechnology | 1 |

CAPACITY STATUS < 50%

Courses within a Dept < 50% Enrollment



Courses Interested In

Business ●

Applied Science ●

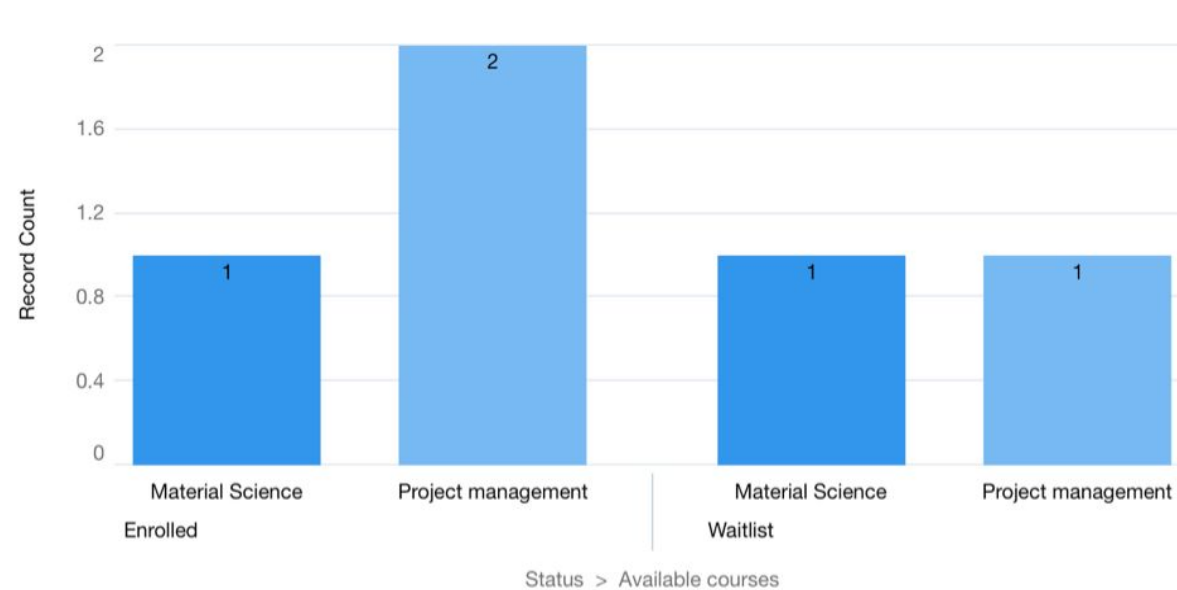
[View Report \(Courses within a Dept < 50% Enrollment\)](#)

Courses with <50% Enrollment by Department

| Course Name | Number of Students |
|-----------------------|--------------------|
| Operations Management | 2 |
| Technology Strategy | 1 |
| LeaderShip & Teams | 4 |
| Marketing Managements | 3 |

WAITLIST STATUS

Enrolled vs Waitlist



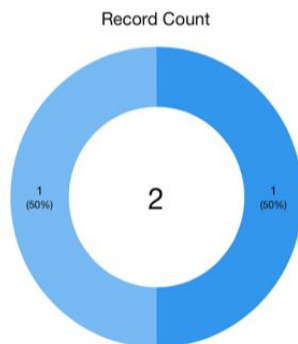
Student Waitlist Department wise

Available courses
Material Science
Project management



View Report (Student Waitlist Department wise)

Students in waitlist-Course wise



View Report (Students in waitlist-Course wise)

USER STORY - FINANCE ADMINISTRATION

User Story # 3: Finance User Dashboard (Revised User Story) - Sizing via Planning Poker

As a Finance Team member, I should see the real-time details of the following course enrollment activities:

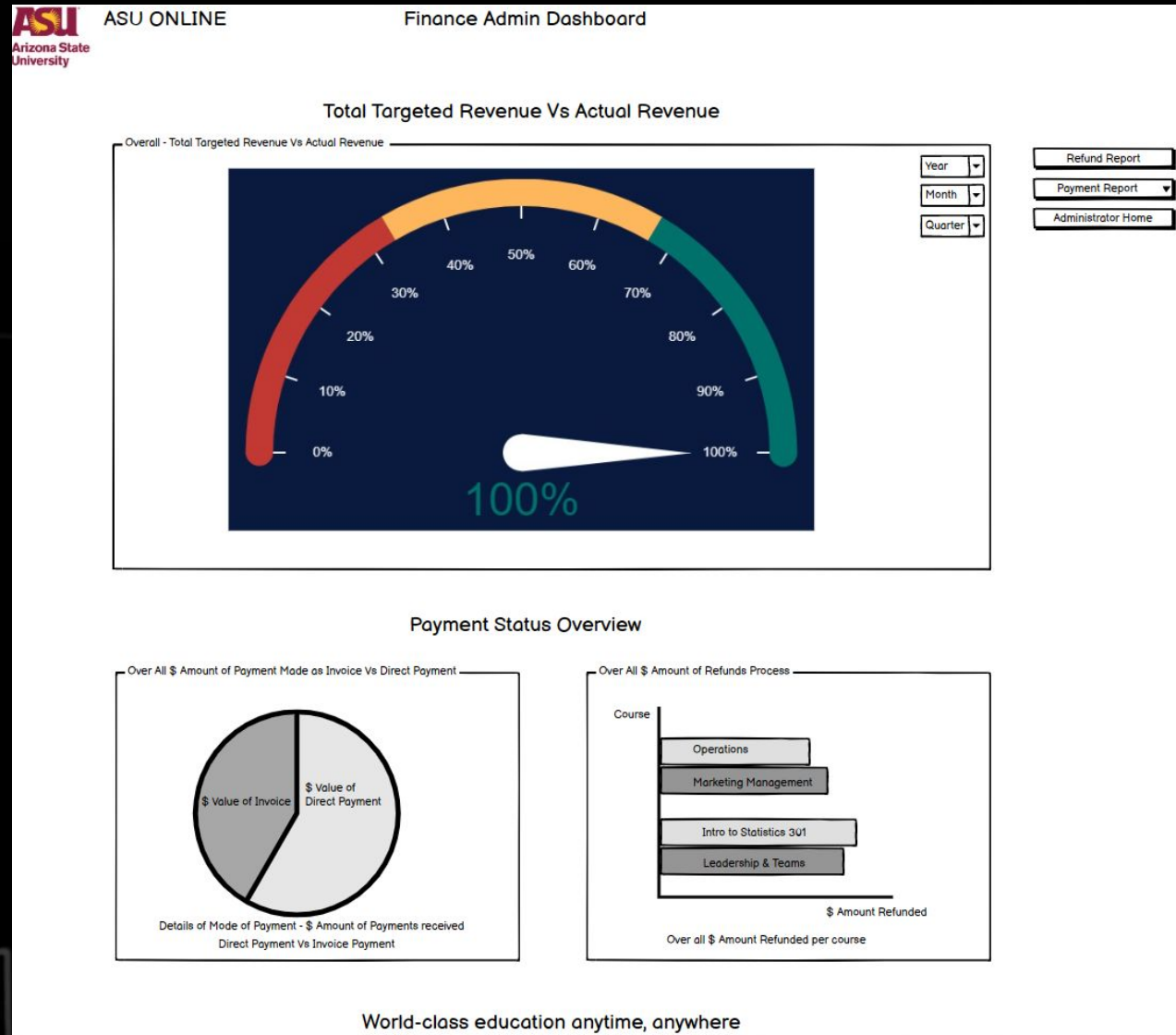
- The total dollar amount of payments completed by the students
- **Payment Received Vs. Invoice generated** (Payments awaited - Accounts Receivable)
- Total dollar amount **refunded to students** as a result of withdrawal from enrollment
- Total number of students who have opted for invoice generation as their choice of payment
- Revenue target details: "**Total targeted revenue**" Vs. "**Actual Revenue**"

The information above would help me to sign off/validate the completeness and accuracy of the reports generated from the financial legacy system.

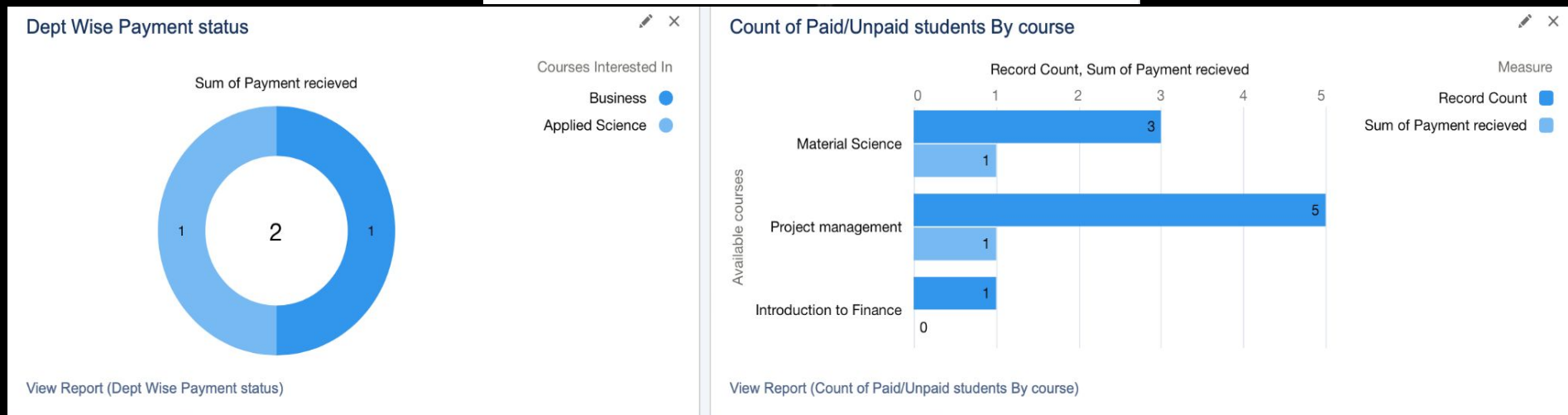
Acceptance Criteria for User Story # 3: Finance User Dashboard (Revised Acceptance Criteria)

- The Salesforce product provides a visualization/metric on the dashboard for the following:
 - Dashboard Provides breakdown/details of **Payment Received Vs. Invoice generated**
 - The total dollar amount of payments completed by the students
- The Dashboard provides insights by displaying visualizations about the following:
 - Total count of refunds requested
 - Total count of students who requested a refund
 - Breakdown of total count by each field of study
[For Example, Business Courses, Engineering Courses, Applied Science Courses, etc.]
 - Breakdown of total count by each course
[Course level details examples may be Operations Management, Introduction to Finance, Technology Strategy, etc.]
 - Total Course fee refunds, i.e., the dollar value
 - The total Dollar amount of refund requested by students, i.e., the sum of all refunds
 - The breakdown dollar amount of refund by each field of study
[For Example, Business Courses, Engineering Courses, Applied Science Courses, etc.]
 - The Breakdown of the total dollar amount of refund by each course
[Course level details examples may be Operations Management, Introduction to Finance, Technology Strategy, etc.]
- The dashboard should provide visualization to help finance users understand the following:
 - "**Total targeted revenue.**" Vs. "**Actual Revenue**, i.e., the sum of all Dollar amount Payment completed for all courses + sum of all Invoices received"

MOCKUP - FINANCE ADMIN DASHBOARD



FINANCE ADMIN DASHBOARD



PRODUCT BENEFITS



PRODUCT BENEFITS

Salesforce

- Leverages cutting edge features of Salesforce ecosystem

Training

- Teamless end user training
- Access to Salesforce Partner Alliance

Analytics

- Salesforce native dashboard and reporting with option to leverage Tableau
- Leap forward with Einstein GPT



SUCCESS METRICS

SUCCESS METRICS

| Product | Stakeholders | Organization |
|---|---|--|
| Reporting Dashboard in Salesforce <ul style="list-style-type: none">• Salesforce dashboards with interactive visuals to represent real-time student enrollment data• Salesforce dashboards with ability to provide information at required level of granularity to finance team | Curriculum Enrollment Administrators <ul style="list-style-type: none">• Improved student enrollment process• Streamlined course management and waitlist management Finance Administrators <ul style="list-style-type: none">• Accurate Refund & Payments• Improved Financial Reporting | Arizona State University <ul style="list-style-type: none">• Increase in student enrollment number in the offered courses• Increase in the number of course offered online by ASU• Increase in the top line revenue contribution by courses offered at ASU online |

NEXT STEPS



NEXT STEPS



A person wearing a red and black plaid shirt, dark jeans, and a fedora hat stands on the edge of a rocky cliff. Their arms are raised in a 'V' shape, facing away from the camera towards the vast Grand Canyon. The canyon's layered rock formations and deep valleys stretch out under a bright blue sky filled with fluffy white clouds. A solid teal horizontal bar is positioned below the 'THANK YOU' text.

THANK YOU

APPENDIX

USER STORIES

User Story # 1: Curriculum Manager Admin Dashboard

As a Curriculum Manager, I should be able to see the real-time status of seats booked against each course offered to make real-time decisions on closing the enrollment for a specific course or offering seats to students currently on waitlists.

Acceptance Criteria for User Story # 1: Curriculum Manager Admin Dashboard

The Salesforce product provides visualizations/metrics on the dashboard, which is refreshed with real-time data from the Course Enrollment user interface(UX/CX) to display the following:

- Total Course Capacity for Each Course
- Current Enrollment Status for each course
 - Dashboard metric to display courses > 80% of capacity
 - Dashboard metric to display courses <50% of capacity
- Current total waitlist number for each course
 - With the ability to see/drill down the details of each student who is currently on the waitlist

USER STORIES

Acceptance Criteria for User Story # 2: Curriculum Manager Admin Dashboard

- The Salesforce product provides means (action/button/link) on the waitlist details report to move students from the waitlist back to the enrollment stage.
- The Salesforce product provides an option for the curriculum manager to trigger a notification to the student with a custom **call to action**.

[Example: Curriculum admin manager should be able to send a notification saying the student is now moved into the enrollment stage from the current waitlist and Payments need to be completed within x days to confirm the seat]

[On receiving notification, the Student needs to complete payment within x days for enrollment to be confirmed]

- On successful completion of payment, the Curriculum Manager admin dashboard displays the following information:
 - Triggers successful payment by student notification to the curriculum manager
 - As a result of the above action, The dashboard updates the information on the following:
 - Updates waitlist list to reflect new status - Remove the name of a student recently enrolled from the waitlist
 - Updates the student name in the list of students who have withdrawn from a course
 - Updates the course status with real-time data and add the name of the student to the list of student enrolled for the course

[If the course is at its full capacity, the "count of students enrolled for the course" should remain unchanged because one student was replaced by the other, But details will show the name of the student in the enrolled list instead of the waitlist]

USER STORIES

User Story # 3: Finance User Dashboard (Revised User Story) - Sizing via Planning Poker

As a Finance Team member, I should see the real-time details of the following course enrollment activities:

- The total dollar amount of payments completed by the students
- **Payment Received Vs. Invoice generated** (Payments awaited - Accounts Receivable)
- Total dollar amount **refunded to students** as a result of withdrawal from enrollment
- Total number of students who have opted for invoice generation as their choice of payment
- Revenue target details: **“Total targeted revenue” Vs. “Actual Revenue”**

The information above would help me to sign off/validate the completeness and accuracy of the reports generated from the financial legacy system.

USER STORIES

Acceptance Criteria for User Story # 3: Finance User Dashboard (Revised Acceptance Criteria)

- The Salesforce product provides a visualization/metric on the dashboard for the following:
 - Dashboard Provides breakdown/details of **Payment Received Vs. Invoice** generated
 - The total dollar amount of payments completed by the students
- The Dashboard provides insights by displaying visualizations about the following:
 - Total count of refunds requested
 - Total count of students who requested a refund
 - Breakdown of total count by each field of study
[For Example, Business Courses, Engineering Courses, Applied Science Courses, etc.]
 - Breakdown of total count by each course
[Course level details examples may be Operations Management, Introduction to Finance, Technology Strategy, etc.]
 - Total Course fee refunds, i.e., the dollar value
 - The total Dollar amount of refund requested by students, i.e., the sum of all refunds
 - The breakdown dollar amount of refund by each field of study
[For Example, Business Courses, Engineering Courses, Applied Science Courses, etc.]
 - The Breakdown of the total dollar amount of refund by each course
[Course level details examples may be Operations Management, Introduction to Finance, Technology Strategy, etc.]
- The dashboard should provide visualization to help finance users understand the following:
 - **"Total targeted revenue." Vs. "Actual Revenue**, i.e., the sum of all Dollar amount Payment completed for all courses + sum of all Invoices received"

WIREFRAMES



ASU ONLINE

ASU Online courses

Request Information (Step 1 of 2)

Department of Interest

Applied Sciences

Available Courses

Available courses

Course Status

Available

Complete Payment

World-class education anytime, anywhere

WIREFRAMES



ASU Online courses

Request Information (Step 2 of 2)

Student Information

First Name

Last Name

Email Address

Phone # (With Country Code)

Payment Option

Credit Card Details

Name on Card

Credit Card #

Security Code

Exp Date

Payment Invoice

OR

Send Payment Invoice

Submit Credit Card Payment

Submit Payment Invoice

Back to Step 1

World-class education anytime, anywhere

WIREFRAMES

Thank you for the payment, Your enrollment to the course is now complete!!

Our enrollment team will shortly reach out to you with next steps.

Enroll into one more Course at ASU

Curriculum Manager Dashboard - Enrollment Overview


Finance Admin Dashboard

World-class education anytime, anywhere

WIREFRAMES

ADMINISTRATOR PORTAL USER AUTHENTICATION

Admin User Authentication



Username

Password

☐ Remember me

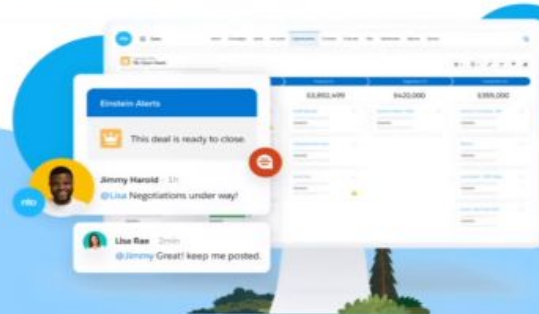
[Forgot Your Password?](#)

Start your free trial. No credit card required, no software to install.

With your trial, you get:

- ✓ Preloaded data or upload your own
- ✓ Preconfigured processes, reports, and dashboards
- ✓ Guided experiences for sales reps, leaders, and administrators
- ✓ Online training and live onboarding webinars

[START MY FREE TRIAL](#)



Curriculum Manager Dashboard - Enrollment Overview

Finance Admin Dashboard

Curriculum Admin Dashboard - Student Waitlist

Finance Payment Report

Finance Refund Report

World-class education anytime, anywhere

WIREFRAMES

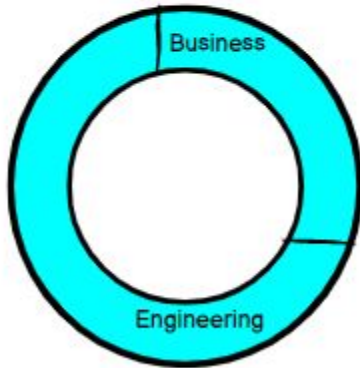


ASU ONLINE

Curriculum Manager Dashboard - Enrollment Overview

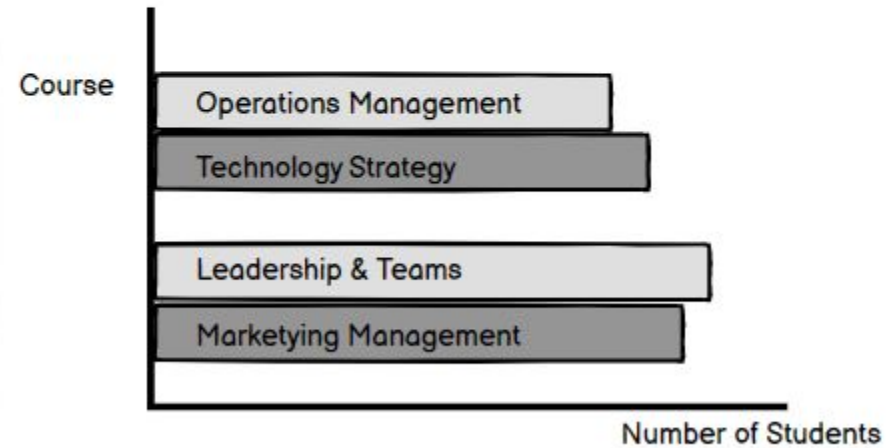
Total Enrollment Status

Enrollment Totals by Department



Count of Students Enrolled in Courses by Department

Department Enrollment by Course



Course Enrollment in Specific Department

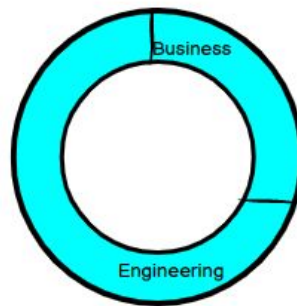
[Student Waitlist](#)

[Administrator Home](#)

WIREFRAMES

Capacity Status

Courses within a Department with > 80% Enrollment



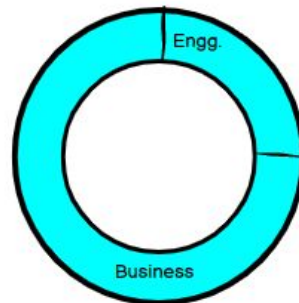
Courses with a department with more than 80% of course enrollment capacity

Courses with > 80% Enrollment by Department

| Department | # Courses | # Seats Open |
|--------------------------------|-----------|--------------|
| Business | 3 | 11 |
| Engineering | 4 | 9 |
| Data Grid Docs | | |
| | | |
| | | |
| | | |
| | | |
| | | |

Details of Courses with a dept. with more than 80% of course enrollment capacity

Courses within a Department with < 50% Enrollment



Course with a department with less than 50% of course enrollment capacity

Courses with < 50% Enrollment by Department

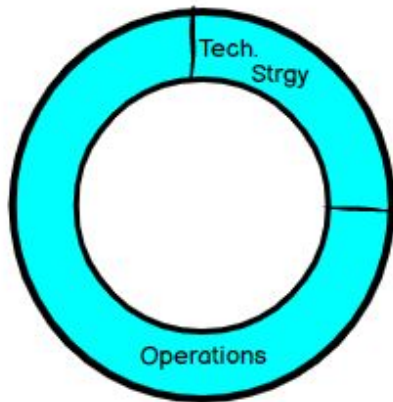
| Department | # Courses | # Seats Open |
|--------------------------------|-----------|--------------|
| Business | 3 | 24 |
| Engineering | 2 | 17 |
| Data Grid Docs | | |
| | | |
| | | |
| | | |
| | | |
| | | |

Details of Course with a dept. with less than 50% of course enrollment capacity

WIREFRAMES

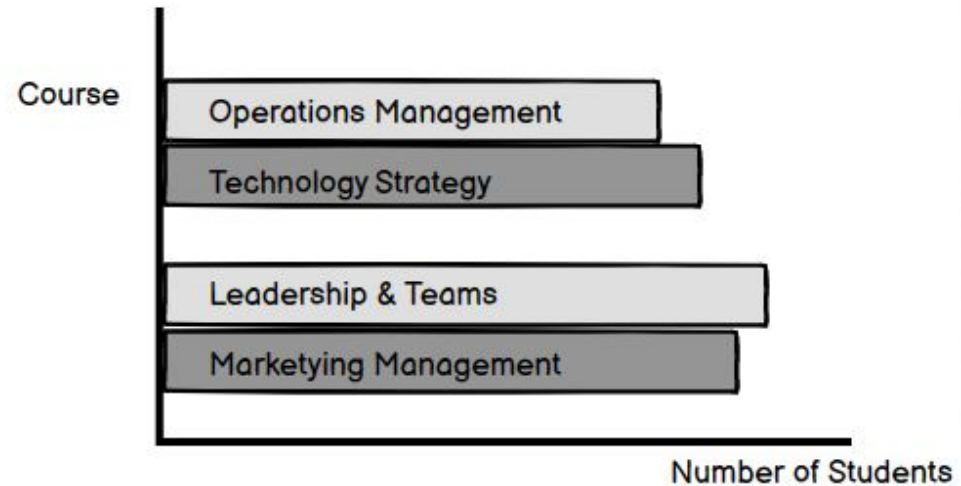
Waitlist Status

Current Course Waitlist by Department



Count of Students on Waitlist by Department


Department Course Waitlist



Course Waitlist in Specific Department

World-class education anytime, anywhere

WIREFRAMES

**ASU**
Arizona State
University

ASU ONLINE

Curriculum Admin Dashboard - Student Waitlist Report

Waitlisted Students

Select Department

Applied Sciences

Select A Course

Available courses

Student Waitlist

Alex Carrey
Ben Smith
Luke Whang

Offer Student Course

Julia Burke

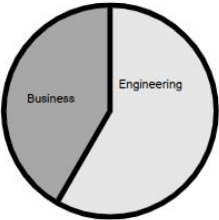
Notify To Complete Payment

Enrollment Overview

Administrator Home


Student Waitlist Overview

Count of Students Waitlisted - Department Wise Report



Report - Department wise count of students on waitlist

Count of Students Waitlisted - Course Wise Report



Report - Course wise count of students on waitlist

World-class education anytime, anywhere

WIREFRAMES



ASU ONLINE

ASU COURSE ADMINISTRATOR PORTAL

Admin User Portal

Curriculum Administrator Portal

Curriculum Admin Dashboard - Enrollment Overview

Curriculum Admin Dashboard - Student Waitlist

Finance Administrator Portal

Finance Admin Dashboard

Finance Payment Report

Finance Refund Report

World-class education anytime, anywhere

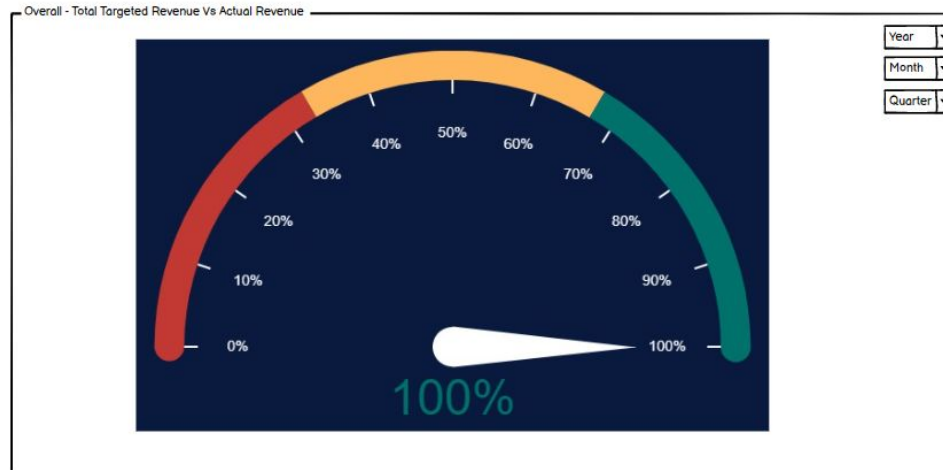
WIREFRAMES



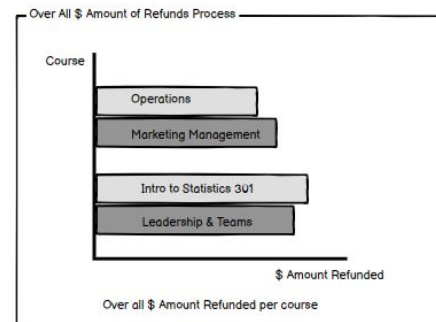

ASU ONLINE

Finance Admin Dashboard

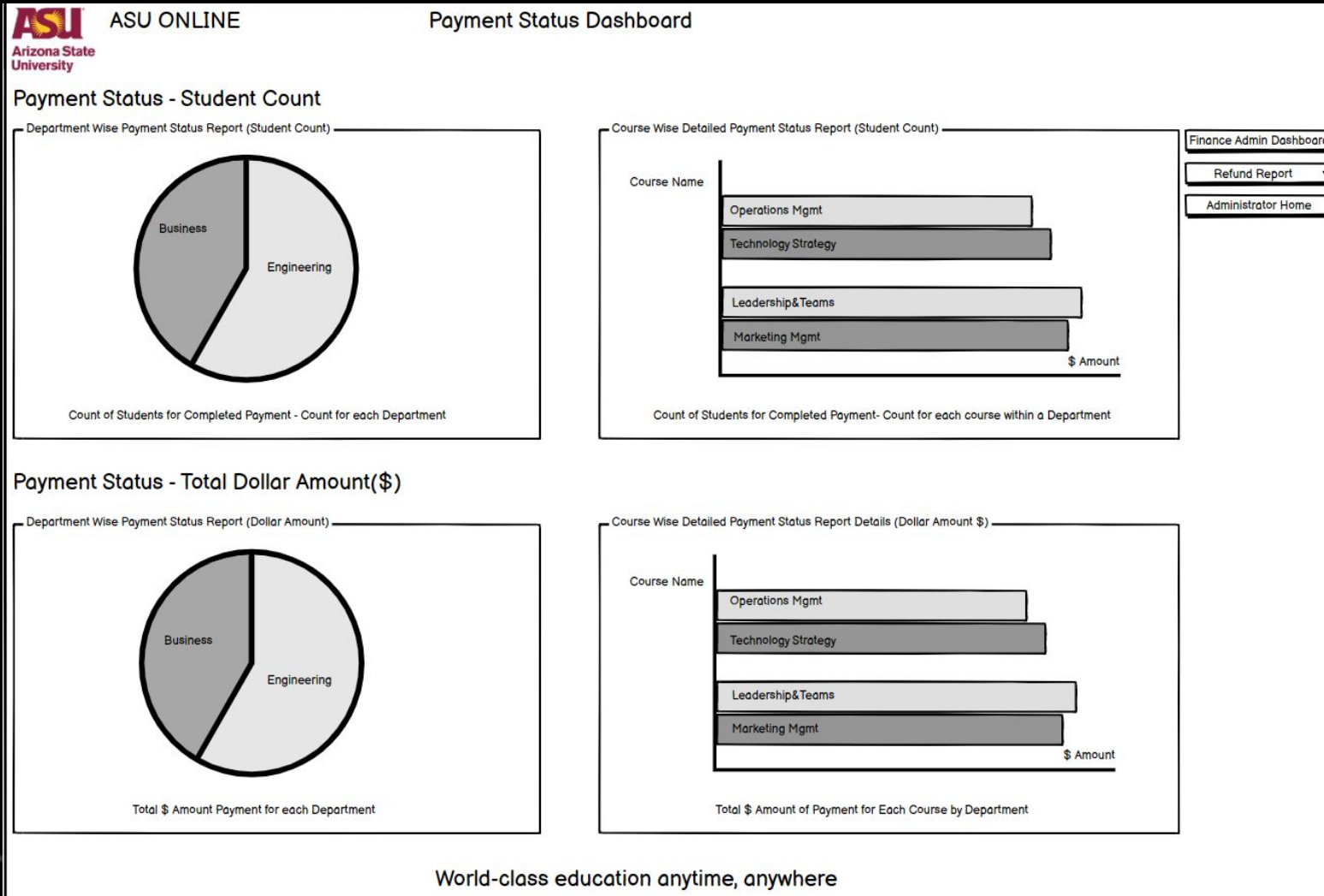
Total Targeted Revenue Vs Actual Revenue



Payment Status Overview



WIREFRAMES



WIREFRAMES

