

STEP 1: Register your student

Visit <https://app.99pledges.com/fund/TrailsideAcademy/addme> to register your student on our 99Pledges fundraising site. Add YOUR STUDENT'S NAME in the 'Name' field, your email address and select their teacher. Please note that you will have to add each of your students individually.

Add Participant


Add a participant to Super Spooky Fun Run Fundraiser


Name

Email (optional)

Additional Email (optional)

Group

I'm not a robot 

ADD 

Be sure to enter your student's name, not yours!

STEP 2: Share your donation page & track pledges

You will be redirected to your student's donation page. Please use the link provided to share with family, friends and co-workers so that all donations will be applied to your student. If you entered your email during your student registration, you will receive an email with additional information.






\$0 raised Knox's Goal: \$50



Click the DONATE button to pledge a donation to your student's fundraising campaign

Help spread the word

 Facebook  Twitter  Email

Click the icons to share your campaign via social media or email. Or, copy the link in the box to share your campaign via text.

STEP 3: Track donations

You can track the whole school's donations or your students individual ones by visiting the campaign page at any time. You can easily access the fundraising site by visiting **TrailsidePIE.com** and clicking **DONATE**.



\$0 raised Goal: \$14,000

[or donate to main fundraiser page](#) only 21 days left!

You can search for your student by name on the main fundraiser at anytime.