

ABC Path

Valentine's Day



Upper and Lower Case



Heart graphics are © <http://www.graphicsfactory.com/>

Have your students practice letter identification by coloring the path from A to Z.


Sample:

Start:	 A	Z	B	
B	S	B	E	F
X	W	C	D	G
N	M	R	T	H
O	L	K	J	I
P	N	 Z	Y	A
Q	J	G	X	W
R	S	T	U	V



Name: _____

ABC Path-Valentine's Day (Upper Case)

Start by coloring the 

Then color each square in ABC order until you get to the 


Remember: the squares need to touch each other!

Start:		Z	B	
B	S	B	E	F
X	W	C	D	G
N	M	R	T	H
O	L	K	J	I
P	N		Y	A
Q	J	G	X	W
R	S	T	U	V



Name: _____

ABC Path-Valentine's Day (Lower Case)

Start by coloring the 

Then color each square in ABC order until you get to the 

Remember: the squares need to touch each other!

 a	Start:			p	r
b	o	v	w	x	
c	d	u	f	y	
m	e	t	s	 z	
g	f	n	r	c	
h	a	w	q	p	
i	j	k	v	o	
z	b	l	m	n	