

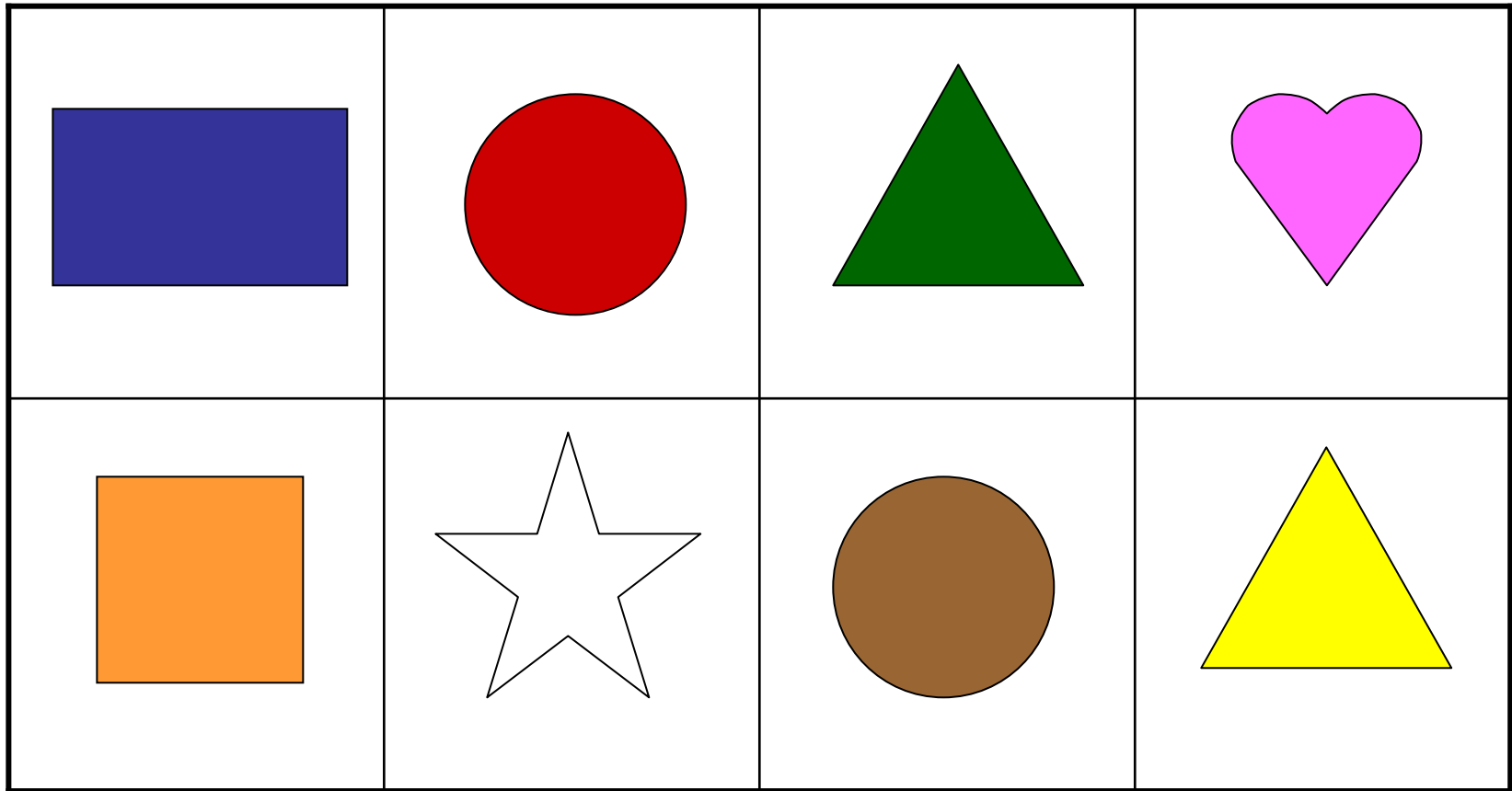
Color Shape Bingo

Instructions:


Print as many bingo cards as you want. We recommend using cardstock for durability. There are 20 different bingo cards in all. Also, print the color/shape strips on the last two pages. Laminate the cards and the color/shape strips. The bingo cards are ready to use once they have been laminated. Once the color/shape strips have been laminated, cut them up into individual strips. You can put these in a hat, a box, a basket, or other similar container and then pull them out one by one to call the bingo game.

You can have the students complete an entire row or the entire card in order to win. You can use the colors only, the shapes only, or both shapes and colors together.


Color Shape Bingo




Color Shape Bingo




Color Shape Bingo




Color Shape Bingo




Color Shape Bingo




Color Shape Bingo




Color Shape Bingo




Color Shape Bingo




Color Shape Bingo




Color Shape Bingo




Color Shape Bingo




Color Shape Bingo




Color Shape Bingo




Color Shape Bingo




Color Shape Bingo




Color Shape Bingo




Color Shape Bingo



Color Shape Bingo



Color Shape Bingo



Color Shape Bingo

